



Economic Development and Finance
Committee
Standing Committee Meeting Agenda
Monday, January 30, 2012
5:30 PM

Location:

Municipal Office Building
701 N 7th Street
Kansas City, Kansas 66101
6th Floor Training Room

<u>Name</u>	<u>Absent</u>
<input type="text" value="Commissioner Mark Holland, Chair"/>	<input type="checkbox"/>
<input type="text" value="Commissioner Nathan Barnes"/>	<input type="checkbox"/>
<input type="text" value="Commissioner Brian McKiernan"/>	<input type="checkbox"/>
<input type="text" value="Commissioner Tarence Maddox"/>	<input type="checkbox"/>
<input type="text" value="Commissioner Mike Kane"/>	<input type="checkbox"/>
<input type="text" value="David Alvey - BPU"/>	<input type="checkbox"/>

I. **Call to Order / Roll Call**

II. **Approval of standing committee minutes for January 9, 2012.**

III. **Committee Agenda**

Item No. 1 - INVESTMENT REPORT

Synopsis:

Quarterly Investment Report, December 2011, submitted by Lew Levin, Chief Financial Officer.

No action required.

Tracking #: 970146

Item No. 2 - ORDINANCE

Synopsis:

An ordinance amending the occupation tax, submitted by Phil Henderson, Interim License Administrator.

It is requested that this item be fast tracked to the February 2, 2012 full commission agenda.

Tracking #: 120029

Item No. 3 - PRESENTATION

Synopsis:

Presentation regarding the current status of the UG's Kansas Setoff Program, by Brett Deichler, Director of Real Estate Revenue Collections.

No action required.

Tracking #: 120028

IV. Adjourn



Unified Government Finance Office

Low Levin
Chief Financial Officer

701 North 7th Street, Suite 330
Kansas City, Kansas 66101-3065

Phone: (913) 573-5186
Fax: (913) 573-5003

TO: Economic Development and Finance Standing Committee
FROM: Low Levin, Chief Financial Officer
SUBJECT: Quarterly Investment Report, December 2011
DATE: January 25, 2012

Attached you will find three schedules entitled "Investment By Type, Interest Revenue Earned, and Cash By Fund Type".

The first schedule contains details of the Unified Government cash currently invested indicating investment type, date invested, maturity date, as well as interest rate.

The second schedule is a chart comparing the total interest earned, and the average invested for years 2008, 2009, 2010, and 2011 through December 31, 2011

The third schedule indicates the total cash held by fund type.

These reports are presented for inclusion in the information packet to the Standing Committee members and no action is required.

cc: Cash Management Committee

**INVESTMENT BY TYPE
UNIFIED GOVERNMENT OF
WYANDOTTE COUNTY /
KANSAS CITY, KANSAS
December 31, 2011**

	Amount	Rate	Invest. Date	Mat. Date	Days to Mat.
UMB, NBA, Wyandotte - Oper.	\$72,976,000	0.010%	12/30/11	01/03/12	4
UMB, NBA, Wyandotte - Health	403,000	0.010%	12/30/11	01/03/12	4
Bayerische Landsbank	7,643,283	0.515%	12/27/10	12/27/12	362
TOTAL REPURCHASE AGREEMENTS	\$81,022,283	0.058%	Average Rate of Interest		
Capital Federal Health	\$3,000,000	0.990%	02/26/10	02/24/12	55
Capital Federal Health	3,000,000	0.940%	02/07/11	02/07/13	404
Capital Federal	5,000,000	0.520%	04/27/11	10/29/12	303
UMB	5,000,000	0.200%	04/27/11	04/29/12	120
Liberty Bank Local Emphasis	96,254	0.500%	05/12/11	05/12/12	133
First State Local Emphasis	96,156	0.800%	05/12/11	05/12/12	133
Liberty Bank	1,000,000	1.280%	06/28/11	12/30/14	1,095
U.S. Bank	10,000,000	1.350%	09/03/09	01/20/12	20
Commerce	10,000,000	0.650%	12/22/11	06/05/12	157
Commerce	10,000,000	0.570%	12/09/11	08/08/14	951
Capital Federal	5,000,000	0.480%	12/09/11	08/08/14	951
TOTAL CERTIFICATES OF DEPOSIT	\$52,192,410	0.465%	Average Rate of Interest		
UMB/ FHLB	\$850,000	2.000%	04/29/11	04/30/15	1,216
UMB/ FFCB	5,000,361	1.710%	04/28/11	03/24/15	1,179
UMB/ FHLMC	5,060,287	0.250%	06/27/11	08/28/12	241
UMB/FNMA	7,041,261	0.800%	05/06/11	09/23/13	632
UMB/ FHLMC	7,048,878	1.120%	05/06/11	04/29/14	850
UMB/FNMA	4,996,250	1.534%	04/04/11	03/28/14	818
UMB/ FHLMC	7,095,646	0.260%	05/06/11	07/29/12	211
UMB/FHLB	13,000,000	1.100%	06/29/11	12/29/14	1,094
UMB/FHLMC	12,172,383	0.230%	06/27/11	07/27/12	209
TOTAL U.S. TREASURY	\$62,265,066	0.830%	Average Rate of Interest		
TEMP NOTE 2011-V	\$755,000	0.300%	9/16/2011	3/1/2012	61
Note 2010- III	\$55,000	0.390%	10/29/2010	8/1/2012	214
TAXABLE TEMPORARY NOTES UG	\$810,000	0.306%	Average Rate of Interest		

STATISTICS

Total Investments	\$196,289,759	Avg. Days	457
Overall Average Rate of Interest	0.49%		
Average Investment	\$142,107,388		
Weighted Average Yield	0.67%		
91-day T-Bill Rate (Benchmark)	0.01%		
Average Weighted Maturity	455.33		
Interest Posted Through December 31, 2011	\$1,185,589 *		

**ALL ABOVE INVESTMENTS ARE FULLY COLLATERALIZED IN COMPLIANCE WITH THE UNIFIED GOVERNMENT'S INVESTMENT POLICIES AND K.S.A. 9-1402

* INTEREST POSTED IS CALCULATED ON A GAAP BASIS.

Interest Revenue Earned
2008-2011

Year	Average Invested
2008	\$183.6 average invested
2009	\$165.4 average invested
2010	\$130.1 average invested
2011	\$142.1 average invested

CASH BY FUND TYPE
December 31, 2011

GENERAL FUND TYPE	4,508,276
SPECIAL REVENUE FUND TYPE	12,706,156
DEBT SERVICE FUND TYPE	2,652,659
CAPITAL PROJECT FUND TYPE	44,142,120
ENTERPRISE FUND TYPE	13,766,740
INTERNAL SERVICE FUND TYPE	(228,387)
TRUST AND AGENCY FUND TYPE	106,776,432
TOTAL CASH	<u>184,323,996</u>

The difference between the Cash by Fund Type and the Investment by Type report is the investment of reconciling items, such as outstanding warrants.



Staff Request for Commission Action

Tracking No. 120029

- Revised
 On Going

Type: Standard

Committee: Economic Development and Finance Committee

Date of Standing Committee Action: 1/30/2012

(If none, please explain):

Proposed for the following Full Commission Meeting Date:

Confirmed Date: 2/2/2012

2/2/2012

Changes Recommended By Standing Committee (New Action Form required with signatures)

Date:	Contact Name:	Contact Phone:	Contact Email:	Ref:	Department / Division:
1/26/2012	Phil Henderson/Jody Bo...	8782/5069	jboeding@wycokck.org	jb	License/Legal

Item Description:

Attached ordinance amends the Occupation Tax Ordinance which was adopted last Fall with an effective date of January 1, 2012. Because of a change in the basis for assessing trucking companies from a flat fee to the amount of square footage used in the business, there was an unintended extreme increase in the tax for certain businesses. In an effort to make the tax increase more manageable for the trucking businesses, staff is proposing an amendment reducing the amounts charged for each category. Please see the attached table showing the changes between the 2011 tax, the original 2012 amendment, and this proposed amendment.

A letter was sent to the affected trucking businesses on January 20 telling them of the situation and that we were reviewing the matter and considering an adjustment. If you adopt the proposed amending ordinance, the License Division will send revised statements after the effective date of the new ordinance in April.

Action Requested:

Standing Committee--recommend adoption
 Full Commission--adopt ordinance

This item will be fast-tracked to the Full Commission meeting of February 2, 2012

Publication Required

Budget Impact: (if applicable)

Amount: \$
 Source:
 Included In Budget Consistent with Commission direction for 2012 budget
 Other (explain)

		<input type="button" value="File Attachment"/>	<input type="button" value="File Attachment"/>

Published _____ and _____

ORDINANCE NO. _____

An ordinance levying and imposing taxes upon and for the privilege of engaging in the business of providing trucking services in Kansas City, Kansas; amending the NAICS Codes 484110 through 484120 and 484200 through 484230 of Section 34-77(a) of the 2008 Code of Ordinances and Resolutions of the Unified Government of Wyandotte County/Kansas City, Kansas, as amended by Ordinance No. O-38-11; and repealing the original NAICS Codes 484110 through 484120 and 484200 through 484230 of Section 34-77(a) as amended by Ordinance No. O-38-11.

BE IT ORDAINED BY THE BOARD OF COMMISSIONERS OF THE UNIFIED GOVERNMENT OF WYANDOTTE COUNTY/KANSAS CITY, KANSAS:

Section 1. That NAICS Codes 484110 through 484120 and 484200 through 484230 of Section 34-77(a) of the 2008 Code of Ordinances and Resolutions of the Unified Government of Wyandotte County/Kansas City, Kansas, as amended by Ordinance No. O-38-11, be and the same is hereby amended to read as follows:

Sec. 34-77. Enumerated occupations.

* * * *

*NAICS
Code*

Tax

484110	Local trucking, per square foot
484115	Local trucking, per square foot
484120	Long distance trucking, per square foot
484200-484230	Specialized freight trucking, per square foot

(NAICS Codes 484110-484120 and 484200-484230)

Square feet of the total interior space without regard to use plus 25% of the square feet of any exterior space

Square Feet

0 to 10,999	\$ 196.00
11,000 to 20,999	205.00
21,000 to 30,999	214.00
31,000 to 40,999	223.00
41,000 to 50,999	232.00
51,000 to 60,999	241.00
61,000 to 70,999	250.00
71,000 to 80,999	259.00
81,000 to 90,999	268.00

91,000 to 100,999	277.00
101,000 to 200,999	277.00
201,000 to 300,999	277.00
301,000 to 400,999	277.00
401,000 to 500,999	277.00
501,000 or more	277.00

Section 2. That said original NAICS Codes 484110 through 484120 and 484200 through 484230 of Section 34-77(a) of the 2008 Code of Ordinances and Resolutions of the Unified Government of Wyandotte County/Kansas City, Kansas, as amended by Ordinance No. O-38-11, be and the same are hereby repealed.

Section 3. This ordinance shall be published once each week for two consecutive weeks in the official Unified Government newspaper.

Section 4. This ordinance shall be retroactive, in that the amounts set out in Ordinance No. O-38-11 and levied on businesses classified under NAICS Codes 484110 through 484120 and 484200 through 484230 of Section 34-77(a) of the 2008 Code of Ordinances and Resolutions of the Unified Government of Wyandotte County/Kansas City, Kansas, for calendar year 2012 are superseded and replaced by the amounts set out in this Ordinance. The tax amounts set out in this Ordinance are hereby levied and due on April 17, 2012, for the calendar year 2012.

Section 5. This ordinance shall take effect sixty-one (61) days after the final publication, unless a sufficient petition for referendum is filed and a referendum held on the ordinance as provided by K.S.A. 12-137 and 12-138, in which case the ordinance shall become effective if approved by a majority of the electors voting thereon.

**PASSED BY THE BOARD OF COMMISSIONERS OF THE UNIFIED GOVERNMENT
OF WYANDOTTE COUNTY/KANSAS CITY, KANSAS,
NOT LESS THAN TWO-THIRDS (2/3) OF THE MEMBERS-ELECT
VOTING IN FAVOR THEREOF,
THIS 2ND DAY OF FEBRUARY 2012.**

Joe Reardon, Mayor/CEO

Attest:

Unified Government Clerk

Approved As To Form:

Unified Government Counsel

OCCUPATION TAX AMOUNT

FOR

TRUCKING COMPANIES

(NAICS CODES 484110-484120 and 484200-484230)

<u>2011</u>		<u>Original</u>		<u>Revised</u>	
		<u>2012 Amendment</u>		<u>2012 Amendment</u>	
		<u>Square Feet</u>	<u>Tax</u>	<u>Square Feet</u>	<u>Tax</u>
Local trucking, No storage	\$ 175	0 to 5,999	\$ 196.00	0 to 10,999	\$ 196.00
		6,000 to 10,999	475.00	11,000 to 20,999	205.00
All other trucking	\$ 248	11,000 to 20,999	1,148.00	21,000 to 30,999	214.00
		21,000 to 30,999	1,784.00	31,000 to 40,999	223.00
		31,000 to 49,999	2,574.00	41,000 to 50,999	232.00
		50,000 to 74,999	3,211.00	51,000 to 60,999	241.00
		75,000 to 249,999	3,862.00	61,000 to 70,999	250.00
		250,000 or more	4,056.00	71,000 to 80,999	259.00
				81,000 to 90,999	268.00
				91,000 to 100,999	277.00
				101,000 to 200,999	277.00
				201,000 to 300,999	277.00
				301,000 to 400,999	277.00
				401,000 to 500,999	277.00
				501,000 or more	277.00



Staff Request for Commission Action

Tracking No. 120028

- Revised
 On Going

Type: Standard

Committee: Economic Development and Finance Committee

Date of Standing Committee Action: 1/30/2012

(If none, please explain):

Proposed for the following Full Commission Meeting Date:

Confirmed Date: 1/5/2012

1/5/2012

Changes Recommended By Standing Committee (New Action Form required with signatures)

Date:	Contact Name:	Contact Phone:	Contact Email:	Ref:	Department / Division:
1/26/2012	Brett Deichler	573-5311	bdeichler@wycokck.org	cg	311

Item Description:

Presentation regarding the current status of the Unified Government's Kansas Setoff Program. The presentation will include (outline) current totals for all FY 2011 Kansas Setoff Real Estate collections, and the projected FY 2012 totals for the forthcoming Kansas Setoff Emergency Medical Services (EMS) delinquent collections.

Action Requested:

For information only. No action required.

Publication Required

Budget Impact: (if applicable)

Amount: \$

Source:

- Included In Budget
 Other (explain)

The Unified Government and the Kansas Setoff Program

- Historical Overview

- Initial conversations regarding the implementation/utilization of the Kansas Setoff Program for the collection of Delinquent Revenues surface within the UG
- Jan/Feb 2010; Public Works offers to support the initial implementation of the Kansas Setoff Program within the UG by providing staff support
- November 2010; Delinquent Revenue Collections meets with Public Works to review program logistics and discuss the staffing/training requirements to prepare for acquisition
- February 2011; the Delinquent Real Estate Division formally acquires responsibility for the Kansas Setoff Program from Public Works

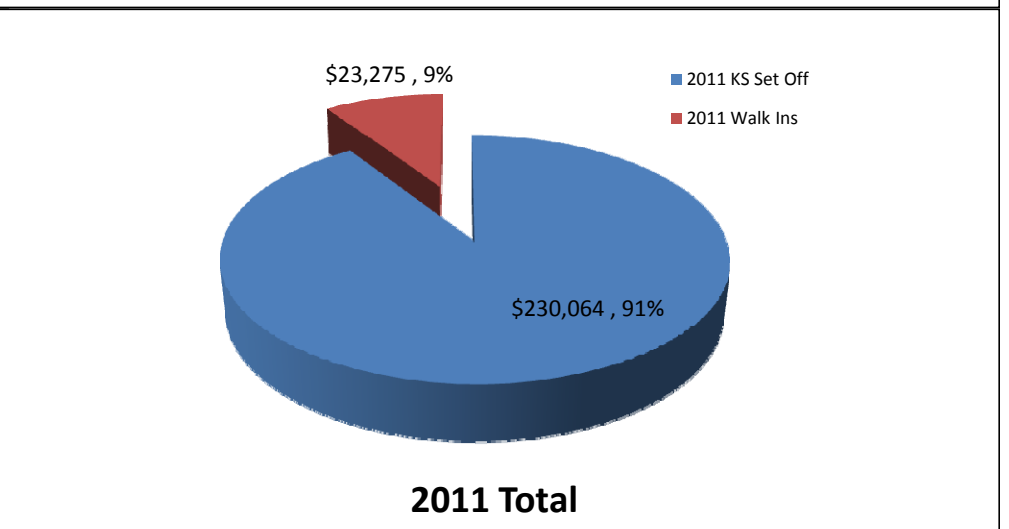
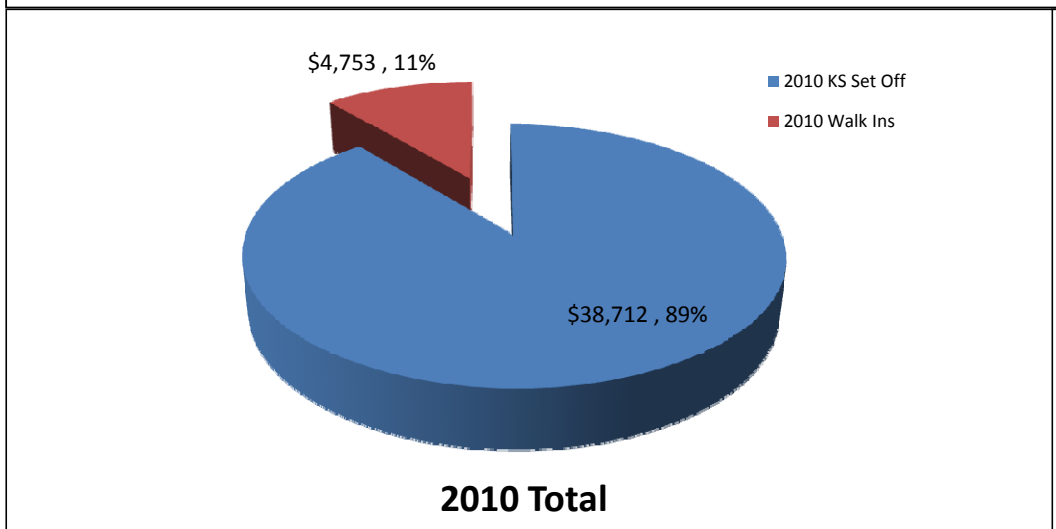
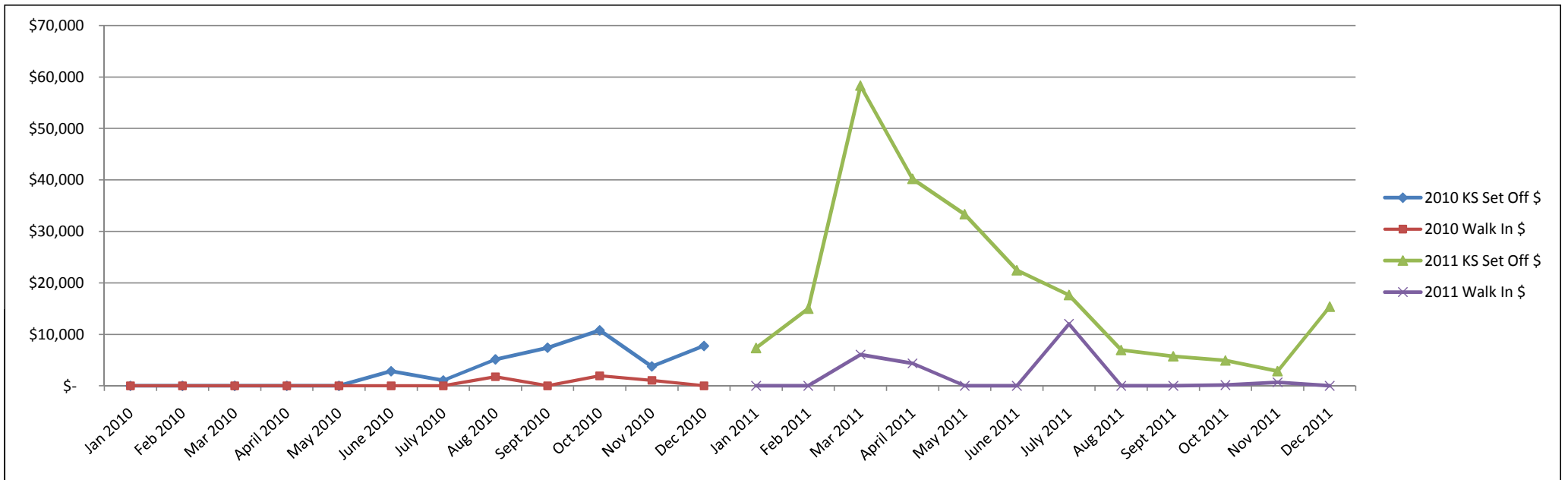
- Program Overview:

- How the Kansas Setoff Program works
- Current Collection Totals: Delinquent Real Estate
- Projected Collection Totals: Emergency Medical Services (EMS)
- Projected rate of return on investment (Real Estate & EMS)

2010 and 2011 Kansas Set Off Collections and Walk Ins for Real Estate and Personal Property Taxes

	Jan 2010	Feb 2010	Mar 2010	April 2010	May 2010	June 2010	July 2010	Aug 2010	Sept 2010	Oct 2010	Nov 2010	Dec 2010	Total
KS Set Off \$	\$ -	\$ -	\$ -	\$ -	\$ -	\$ 2,852	\$ 1,050	\$ 5,135	\$ 7,399	\$ 10,770	\$ 3,767	\$ 7,739	\$ 38,712
Walk In \$	\$ -	\$ -	\$ -	\$ -	\$ -	\$ -	\$ -	\$ 1,763	\$ -	\$ 1,939	\$ 1,051	\$ -	\$ 4,753
	\$ -	\$ -	\$ -	\$ -	\$ -	\$ 2,852	\$ 1,050	\$ 6,898	\$ 7,399	\$ 12,709	\$ 4,818	\$ 7,739	\$ 43,465

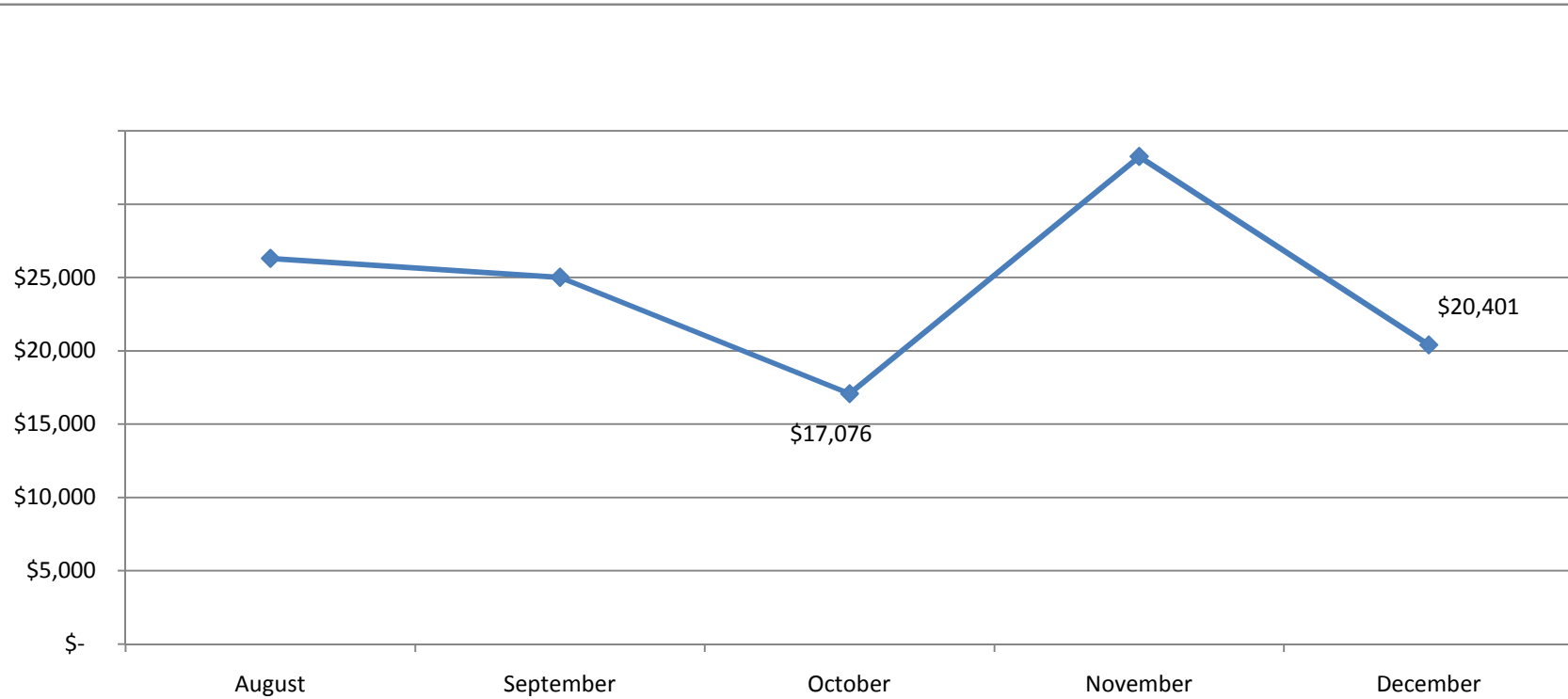
	Jan 2011	Feb 2011	Mar 2011	April 2011	May 2011	June 2011	July 2011	Aug 2011	Sept 2011	Oct 2011	Nov 2011	Dec 2011	Total
KS Set Off \$	\$ 7,353	\$ 14,988	\$ 58,302	\$ 40,205	\$ 33,329	\$ 22,436	\$ 17,637	\$ 6,943	\$ 5,730	\$ 4,915	\$ 2,854	\$ 15,374	\$ 230,064
Walk In \$	\$ -	\$ -	\$ 6,073	\$ 4,354	\$ -	\$ -	\$ 12,030	\$ -	\$ -	\$ 136	\$ 682	\$ -	\$ 23,275
	\$ 7,353	\$ 14,988	\$ 64,375	\$ 44,559	\$ 33,329	\$ 22,436	\$ 29,667	\$ 6,943	\$ 5,730	\$ 5,051	\$ 3,536	\$ 15,374	\$ 253,340



Walk In \$ based on collections received directly to U.G. with payment to Kansas Setoff due to Notice of Intent being issued.

Emergency Management Services Kansas Setoff Monthly Projections

<u>2011</u>	<u>Number of Runs</u>	<u>Amount Owed</u>	<u>Average per Run</u>	<u>Projected Collections</u>
August	491	\$ 302,286	\$ 615.65	\$ 26,299
September	453	\$ 287,468	\$ 634.59	\$ 25,010
October	338	\$ 196,275	\$ 580.70	\$ 17,076
November	562	\$ 382,126	\$ 679.94	\$ 33,245
December	361	\$ 234,499	\$ 649.58	\$ 20,401



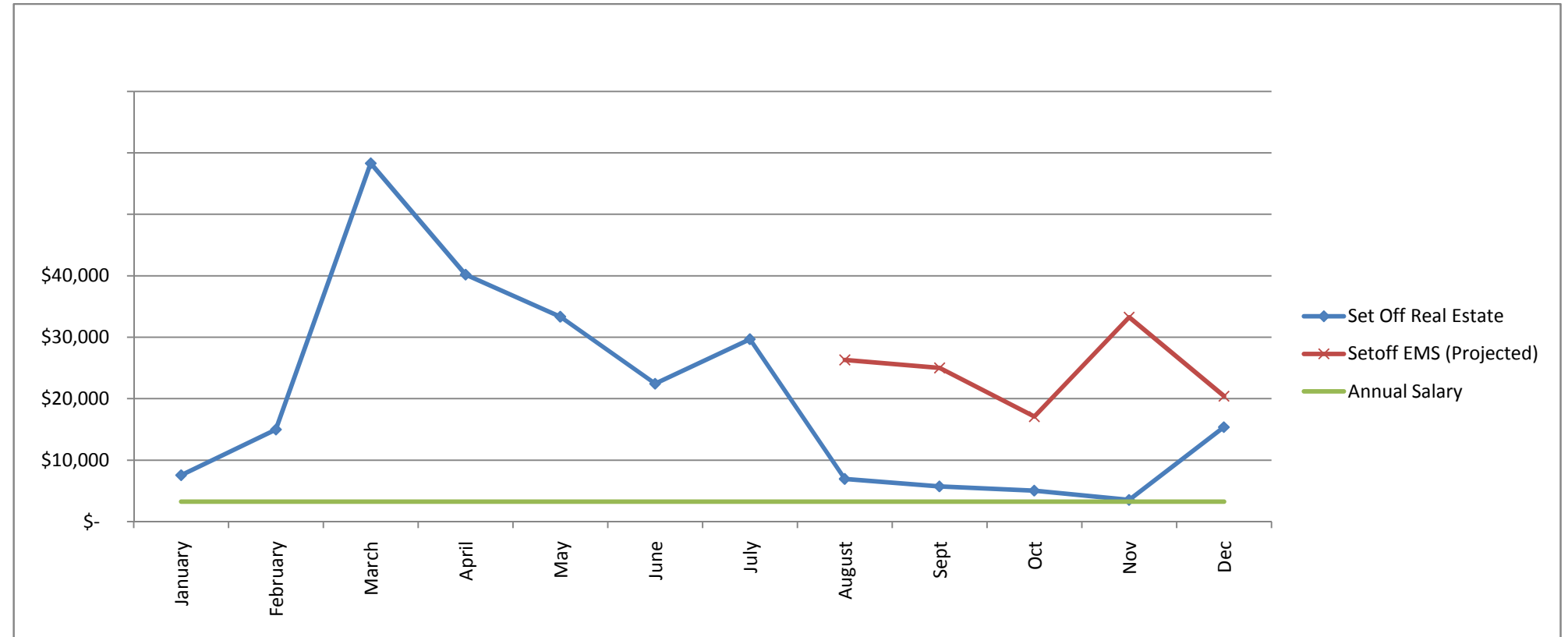
* Projections based on previous collection rates using Kansas Setoff in Delinquent Real Estate.

2011 Rate of Return with Kansas Setoff for Employee Salary

(Including Benefits Estimated @ \$39,000 Annually)

	<u>January</u>	<u>February</u>	<u>March</u>	<u>April</u>	<u>May</u>	<u>June</u>	<u>July</u>	<u>August</u>	<u>Sept</u>	<u>Oct</u>	<u>Nov</u>	<u>Dec</u>
Set Off Real Estate	\$ 7,553	\$ 14,988	\$ 58,302	\$ 40,205	\$ 33,329	\$ 22,436	\$ 29,667	\$ 6,943	\$ 5,730	\$ 5,051	\$ 3,536	\$ 15,374
Setoff EMS (Projected)								\$ 26,299	\$ 25,010	\$ 17,076	\$ 33,245	\$ 20,401
Annual Salary	\$ 3,250	\$ 3,250	\$ 3,250	\$ 3,250	\$ 3,250	\$ 3,250	\$ 3,250	\$ 3,250	\$ 3,250	\$ 3,250	\$ 3,250	\$ 3,250

(Cost per Month @\$39,000 Annually)

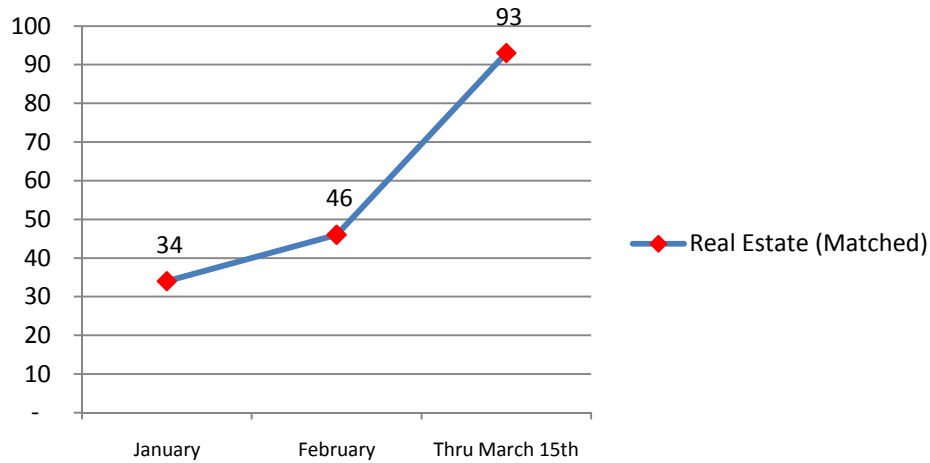


*EMS projections based on previous collection rates using Kansas Setoff in Delinquent Real Estate.

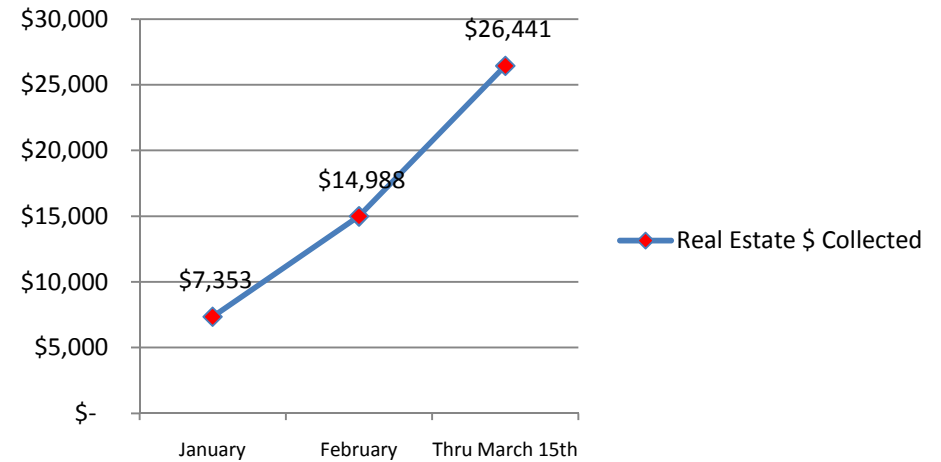
Real Estate Setoff Collections (Actual) and EMS Setoff Collections (Projected)

	Total Entries (Certified)	Total Entries (Unmatched)	%	Total Entries (Matched)	%	Total \$ Certified w/Kansas Setoff	Total \$ Certified (Unmatched)	%	Total \$ Collected	%	AVG. \$ Per Match
Real Estate	3,250	2,321	71%	929	29%	\$ 3,382,633	\$ 3,085,828	91.2%	\$ 296,805	8.8%	\$ 320
EMS(Projected)	2,205	1,566	71%	639	29%	\$ 1,402,654	\$ 1,279,220	91.2%	\$ 123,434	8.8%	\$ 638

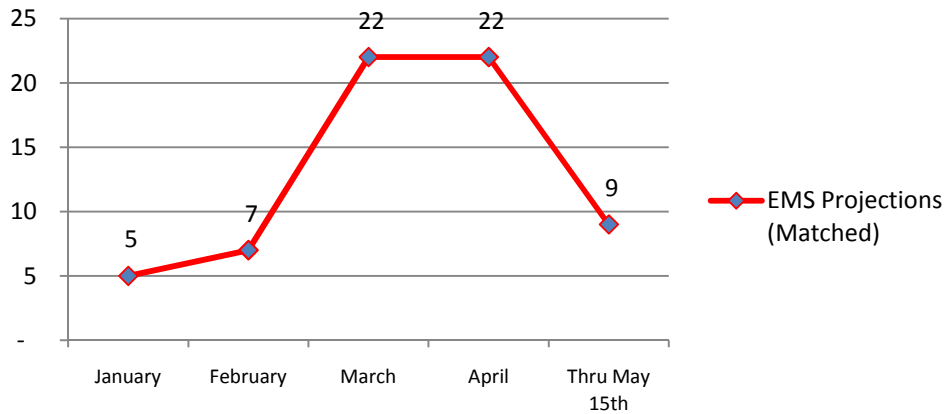
Real Estate Entries Matched to Reach \$39,000



Real Estate \$ Collections to Reach \$39,000



EMS Projected Entries Matched to Reach \$39,000



EMS Projected \$ Collections to Reach \$39,000

