



Unified Government of Wyandotte County and Kansas City, Kansas
Investment Portfolio Compliance Report
 September 30, 2018

Investment Summary - Aggregate Portfolio By Type of Investment

Security Type	Original Cost	Market Value ¹	Amortized Cost ²	% of Portfolio	% Permitted by Policy	In Compliance	# of Days to Maturity ³	Average Yield ³
Property Tax Held for Entities⁴	\$1,212,014	\$1,212,014	\$1,212,014	na	see note 4	✓	3	2.02%
Cash Equivalents	\$52,441,986	\$52,441,986	\$52,441,986	22.1%	100%	✓	3	2.02%
Total Liquidity	\$52,441,986	\$52,441,986	\$52,441,986	22.1%			3	2.02%
Certificates of Deposit	\$156,940,000	\$156,940,000	\$156,940,000	66.2%	100%	✓	615	1.94%
Federal Agency Securities	\$27,788,276	\$27,760,909	\$27,809,647	11.7%	50%	✓	631	2.02%
Total Securities	\$184,728,276	\$184,700,909	\$184,749,647	77.9%			481	1.95%
Total Portfolio	\$237,170,262	\$237,142,895	\$237,191,633	100%			482	1.97%

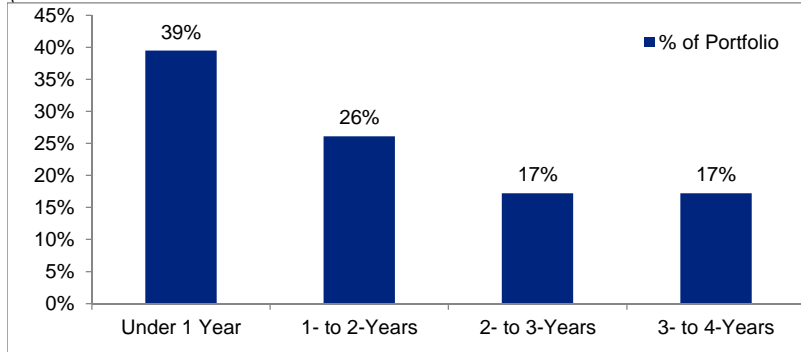
1. Market values provided by UMB Bank, Third-Party Safekeeping Custodial Agent.

2. Amortized cost is the original cost of the principal of the security adjusted for the amount of the periodic reduction of any discount or premium from the purchase date until the date of the report.

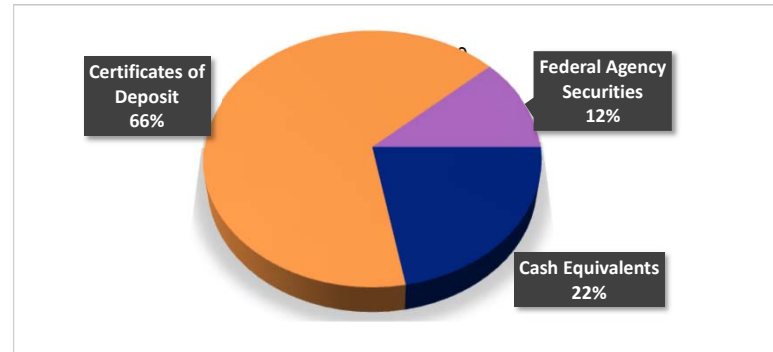
3. Averages shown are weighted averages calculated based on original cost. Average maturity is shown as days.

4. Property Tax collections temporarily held by the County on behalf of other governmental entities is not a part of the Unified Government's cash and investment value. The cash being held in trust is presented here for informational purposes.

Maturity Distribution



Sector Distribution





**Unified Government of Wyandotte County and Kansas City, Kansas
Investment Portfolio Compliance Report
September 30, 2018**

Compliance

Yes No

Liquidity

Permitted types of investments

Limits within investment categories

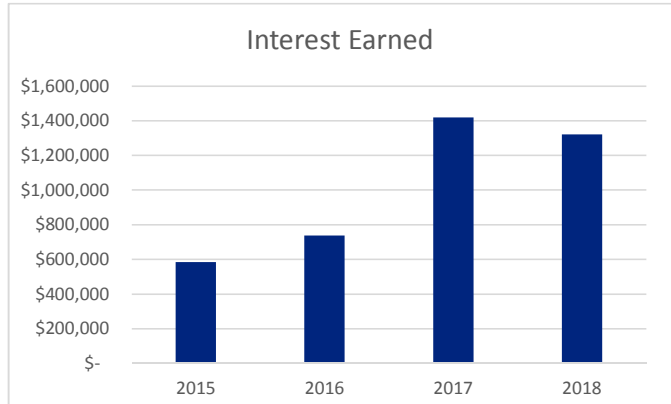
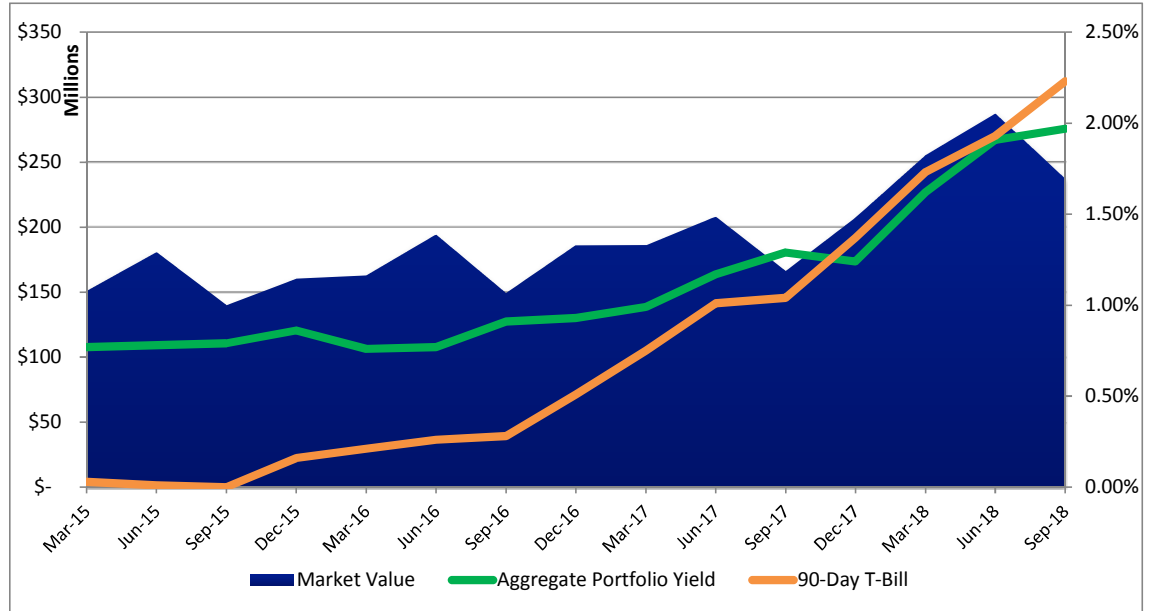
Limits within single agency/institution

Limits relating to maturity

The investment report herein shown along with ongoing income provides sufficient liquidity to meet estimated expenditures for next 6 months

Historic Portfolio Size

Aggregate Yield vs. 90-Day T-Bill Rate



CFO Note: The 30% limit within a single banking institution per the investment policy compliance parameters was exceeded. Capital Federal Bank holdings totaled 40% of the total aggregate portfolio. In the upcoming quarters, the CFO will adjust investment strategies to come into compliance with the policy.

Kathleen VonAchen

**Kathleen VonAchen
Chief Financial Officer**

September 30, 2018

Date



Unified Government of Wyandotte County and Kansas City, Kansas
Investment Portfolio Compliance Report
 September 30, 2018

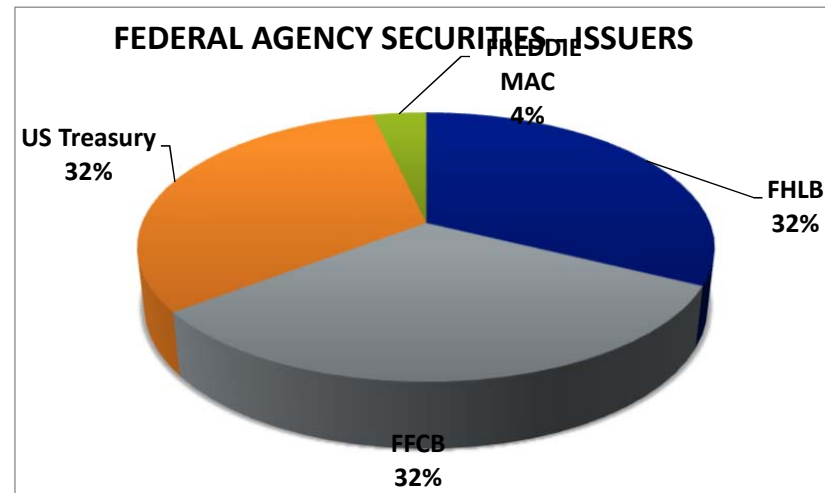
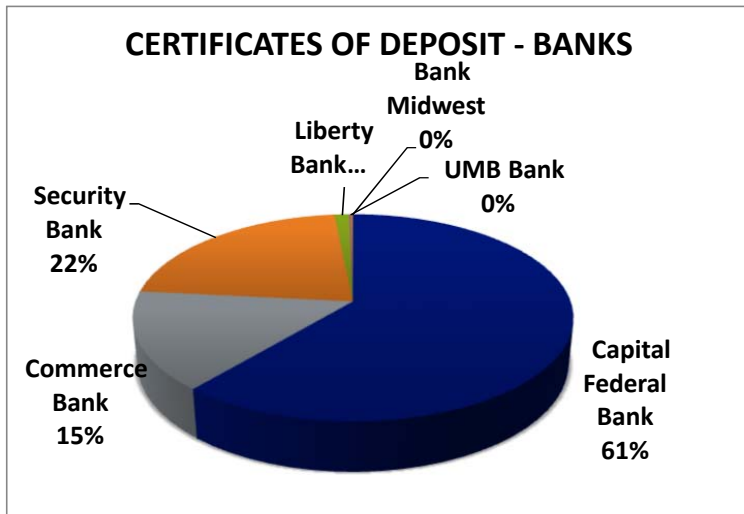
Issuer Detail - Aggregate Portfolio by Issuer

Issuer	Original Cost	Market Value ¹	% of Portfolio ³	% Permitted by Issuer	In Compliance ³	Weighted Maturity ²	Weighted Yield ²
Property Tax Held for Entities³	1,212,014	1,212,014	na	See note 3	✓	3	2.02%
UMB, Wyandotte Operating	50,113,986	50,113,986	21%	30%	✓	3	2.02%
UMB, Wyandotte Health	2,328,000	2,328,000	1%	30%	✓	3	2.02%
Cash Equivalents	52,441,986	52,441,986	22%		✓	3	2.02%
Bank Midwest	235,000	235,000	0%	30%	✓	304	1.36%
Capital Federal Bank	96,000,000	96,000,000	40%	30%	⊙	323	1.37%
Commerce Bank	24,235,000	24,235,000	10%	30%	✓	508	1.64%
Liberty Bank	2,000,000	2,000,000	1%	30%	✓	336	1.44%
Security Bank	34,235,000	34,235,000	14%	30%	✓	670	1.95%
UMB Bank	235,000	235,000	0%	30%	✓	323	1.37%
Certificates of Deposit	156,940,000	156,940,000	66%		✓	615	1.94%
US Treasury	8,851,241	8,850,600	4%	30%	✓	365	0.14%
FHLB	8,986,129	8,977,603	4%	30%	✓	712	0.91%
FREDDIE MAC	998,966	989,406	0%	30%	✓	1062	0.03%
FFCB	8,951,940	8,943,300	4%	30%	✓	1052	0.93%
Federal Agency Securities	27,788,276	27,760,909	12%		✓	631	2.02%
Grand Total	237,170,262	237,142,895	100%			482	1.97%

1. Market values provided by UMB Bank, Third-Party Safekeeping Custodial Agent.

2. Averages shown are weighted averages calculated based on original cost. Average maturity is shown as days.

County on behalf of other governmental entities is not a part of the Unified Government's cash and investment





Unified Government of Wyandotte County and Kansas City, Kansas
Investment Portfolio Compliance Report
3rd Quarter 2018 - July 1, 2018 - September 30, 2018

Quarterly Transactions Detail - Aggregate Portfolio

Settlement Date	CUSIP	Issuer	Coupon	Maturity Date	Par	Original Cost
Thru Q3	NA	UMB, Wyandotte Operating	2.024%	10/1/2018	(70,814,631)	(70,814,631)
Thru Q3	NA	UMB, Wyandotte Health Reserve	2.024%	10/1/2018	(922,000)	(922,000)
Cash Equivalents					(71,736,631)	(71,736,631)
9/17/2018	9128282G4	US Treasury	2.569%	9/15/2019	9,000,000	8,851,241
9/17/2018	313370US5	FHLB	2.810%	9/11/2020	8,975,000	8,986,129
9/17/2018	3133EJYF0	FFCB	2.890%	8/27/2021	9,000,000	8,951,940
9/17/2018	115002409	Security Bank of Kansas City	2.900%	9/17/2022	9,000,000	9,000,000
Purchases					35,975,000	35,789,310
7/28/2017	1150008660	Security Bank of KC	1.234%	7/28/2018	(235,000)	(235,000)
1/8/2015	32805	Liberty Bank	1.300%	8/13/2018	(1,000,000)	(1,000,000)
1/8/2015	343007274	Commerce	1.250%	8/13/2018	(7,000,000)	(7,000,000)
8/18/2017	66000543	Commerce	1.222%	8/17/2018	(1,000,000)	(1,000,000)
9/25/2014	313375K48	FHLB	2.000%	9/14/2018	(5,000,000)	(5,086,631)
Calls/Maturities					(14,235,000)	(14,321,631)
Total					(49,996,631)	(50,268,951)