

BUILDING PERMIT - 2013 SUMMARY REPORT

KANSAS CITY, KANSAS



Finance Department - Research Division
 Unified Government of Wyandotte County / Kansas City, KS

The attached tables summarize 2013 residential and non-residential building permit activity by permit type and month for Kansas City, Kansas. The table below compares summary totals for 2004 through 2013.

The **residential and non-residential construction value** was **\$238 million in 2013**, with new residential development representing 24% of this figure. Total value added from 2004 to 2013 (10 years) was **\$1.8 billion**. In 2013, permits were issued for **145 new single family units**. This figure is highest since 2007. Kansas City ranked eighth among the top ten cities in the metropolitan area in terms of new single family units added as defined by the Home Builders Association of Greater Kansas City (HBA). In 2013 there was continued interest in market rate apartments in Kansas City, Kansas. The Village West apartments are currently under construction and will add 306 multi-family units. Additionally, in the urban core, the St. Margaret Lofts conversion added 110 units for seniors citizens. Kansas City ranked third in the metro area in 2013 in the number of multi-family units added according to the HBA. Figures 1 and 1A display the location of the residential permits in Kansas City, Kansas.

Commercial development in 2013 added \$163 million in new construction and non-residential remodel/expansion value. This development centered around 39th & Rainbow redevelopment and the Village West area as well as other areas of the city. Significant **new commercial developments in 2013** included: USD #500, new elementary school (McKinnley) (\$9.5 million); Wyandotte Plaza - Price Chopper & Auto Zone (\$8.7 million); Cerner value added (\$6 million) and Metropolitan Avenue Save-A-Lot (\$1.8 million). There were also several **non-residential remodels/additions permits** of significance including: 39th & Rainbow - acute inpatient and transitional care facilities & 7-11 tenant finish (\$11 million); Village West area - (\$10 million). A detailed listing of non-residential permits appears in Table 3 of this report.

| Permit Category | Year | | | | | | | | | | Net Change 2004-2013 | Net Change 2012-2013 |
|--|---------|---------|---------|---------|---------|--------|---------|---------|---------|---------|-------------------------|-------------------------|
| | 2004 | 2005 | 2006 | 2007 | 2008 | 2009 | 2010 | 2011 | 2012 | 2013 | | |
| New Single Family Permits | 476 | 494 | 466 | 333 | 136 | 101 | 96 | 56 | 108 | 145 | -331 | 37 |
| New Residential Units | 639 | 680 | 534 | 376 | 144 | 106 | 168 | 62 | 414 | 561 | -78 | 147 |
| Resid. Additions/Remodels | 478 | 427 | 448 | 486 | 374 | 365 | 413 | 358 | 331 | 306 | -172 | -25 |
| New Non-Residential Permits | 40 | 47 | 30 | 22 | 29 | 32 | 19 | 13 | 28 | 12 | -28 | -16 |
| Non-Residential Additions/Remodels | 120 | 123 | 181 | 135 | 110 | 160 | 114 | 117 | 144 | 144 | 24 | 0 |
| Garage/Accessory Permits | 105 | 73 | 89 | 66 | 84 | 74 | 78 | 77 | 112 | 92 | -13 | -20 |
| Total Value of Construction (In Millions) | \$142.2 | \$203.1 | \$139.1 | \$148.4 | \$144.5 | \$90.5 | \$277.8 | \$174.4 | \$283.7 | \$237.7 | \$95.5 | -\$46.0 |

KANSAS CITY, KANSAS NEW RESIDENTIAL BUILDING PERMITS, 2013

Wyandotte County
2010 Census Tracts

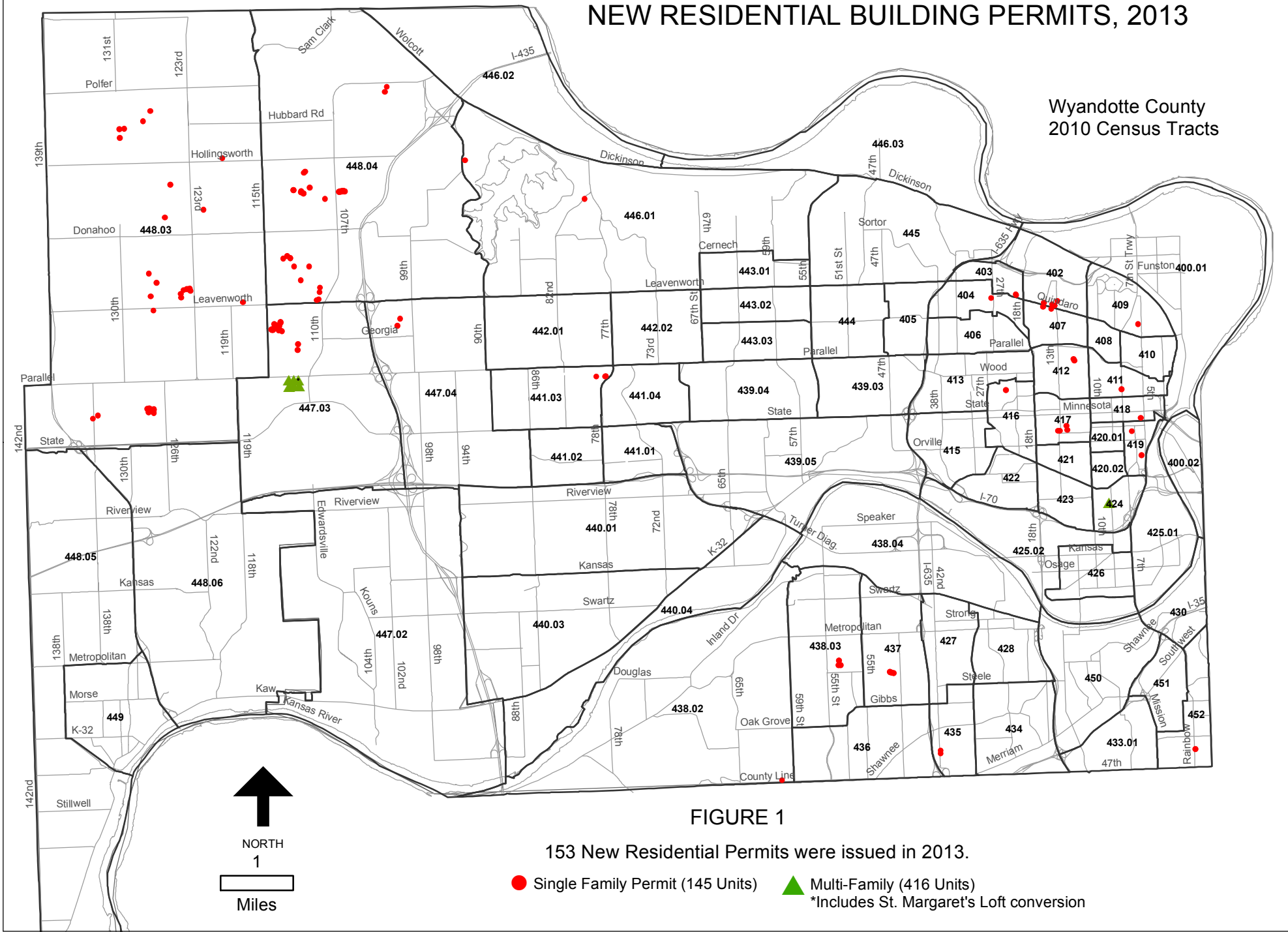


FIGURE 1

153 New Residential Permits were issued in 2013.

- Single Family Permit (145 Units)
- ▲ Multi-Family (416 Units)
*Includes St. Margaret's Loft conversion

WYANDOTTE COUNTY


INSET MAP

- Single Family
- ▲ Multi-Family



NORTH

1



Miles

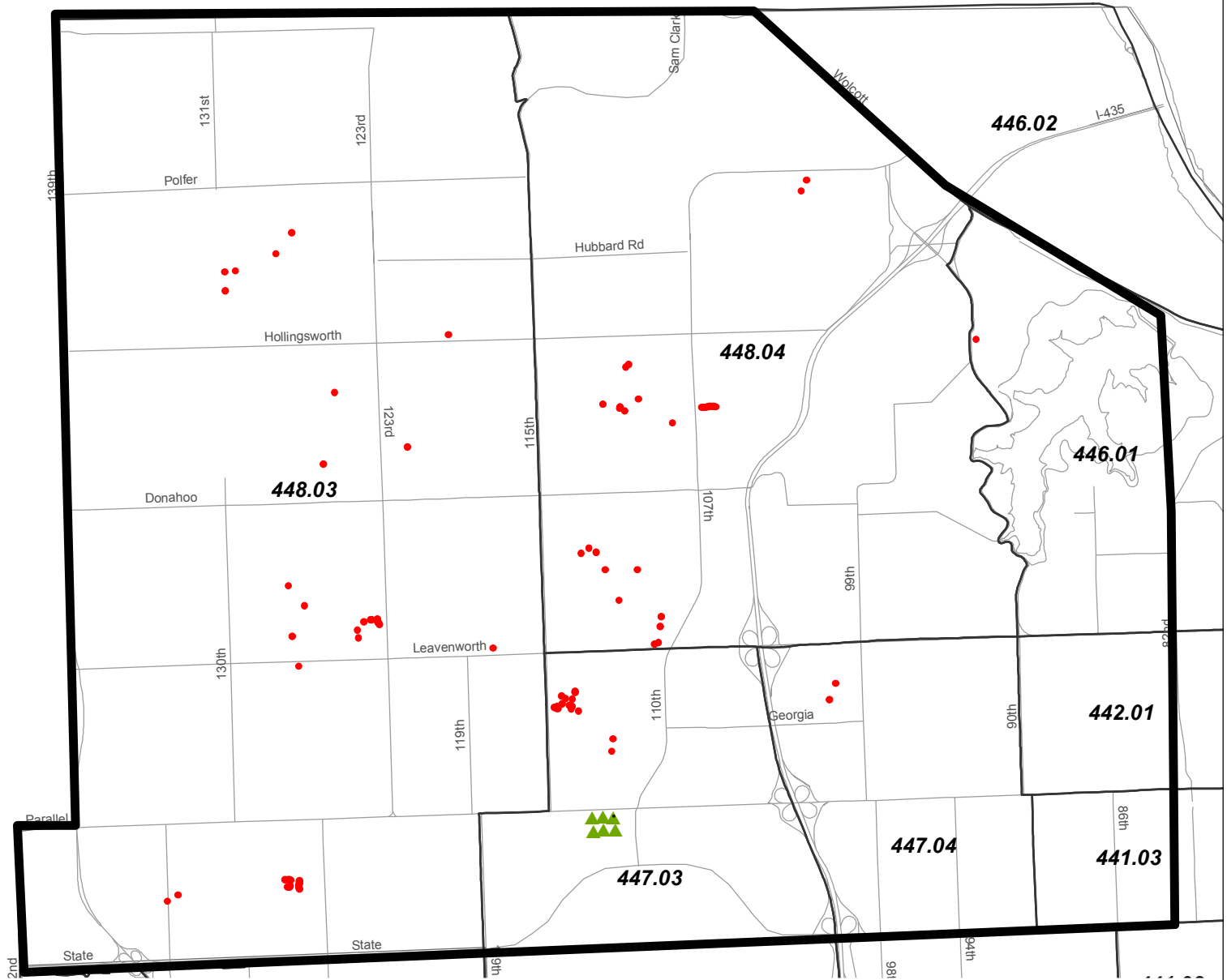


FIGURE 1A

Western Kansas City, Kansas
New Residential Permits, 2013

TABLE 1

KANSAS CITY, KANSAS BUILDING PERMITS 2013 TOTALS

| PERMITS | January | February | March | April | May | June | July | August | September | October | November | December | See Note 1 | 2013 Total |
|-----------------------------|-----------|-----------|-----------|-----------|-----------|-----------|-----------|-----------|-----------|-----------|-----------|-----------|------------|------------|
| Single Family | 29 | 7 | 20 | 18 | 2 | 3 | 5 | 2 | 30 | 8 | 15 | 6 | | 145 |
| Duplex Permit | 0 | 0 | 0 | 0 | 0 | 0 | 0 | 0 | 0 | 0 | 0 | 0 | | 0 |
| Duplex Unit | 0 | 0 | 0 | 0 | 0 | 0 | 0 | 0 | 0 | 0 | 0 | 0 | | 0 |
| Multi-Family** | 0 | 0 | 1 | 7 | 0 | 0 | 0 | 0 | 0 | 0 | 0 | 0 | | 8 |
| Multi-Family Units | 0 | 0 | 110 | 306 | 0 | 0 | 0 | 0 | 0 | 0 | 0 | 0 | | 416 |
| New Non-Residential | 1 | 0 | 0 | 2 | 2 | 1 | 0 | 2 | 1 | 2 | 0 | 1 | | 12 |
| Resid. Addtns./Remodels | 27 | 15 | 24 | 34 | 27 | 33 | 32 | 28 | 18 | 26 | 17 | 25 | | 306 |
| Non-resid. Addtns./Remodels | 17 | 8 | 12 | 10 | 16 | 9 | 12 | 13 | 8 | 15 | 10 | 14 | | 144 |
| Garages | 3 | 1 | 1 | 2 | 8 | 1 | 2 | 3 | 2 | 2 | 3 | 1 | | 29 |
| Accessory* | 2 | 0 | 16 | 3 | 5 | 3 | 8 | 5 | 9 | 6 | 3 | 3 | | 63 |
| Total | 79 | 31 | 74 | 76 | 60 | 50 | 59 | 53 | 68 | 59 | 48 | 50 | | 707 |

| VALUE | January | February | March | April | May | June | July | August | September | October | November | December | | 2013 Total |
|-----------------------------|--------------------|--------------------|---------------------|---------------------|--------------------|--------------------|---------------------|--------------------|---------------------|--------------------|--------------------|---------------------|-------------|----------------------|
| Single Family | \$3,997,816 | \$1,154,663 | \$2,721,775 | \$3,668,046 | \$443,683 | \$547,250 | \$683,732 | \$401,823 | \$4,342,384 | \$1,483,000 | \$2,751,752 | \$1,305,495 | | \$23,501,419 |
| Duplex | \$0 | \$0 | \$0 | \$0 | \$0 | \$0 | \$0 | \$0 | \$0 | \$0 | \$0 | \$0 | | \$0 |
| Multi-Family | \$0 | \$0 | \$10,000,000 | \$23,235,000 | \$0 | \$0 | \$0 | \$0 | \$0 | \$0 | \$0 | \$0 | | \$33,235,000 |
| New Non-Residential | \$750,000 | \$0 | \$0 | \$2,896,000 | \$1,142,125 | \$25,300 | \$0 | \$5,493,750 | \$9,500,000 | \$1,651,977 | \$0 | \$896,328 | \$6,208,161 | \$28,563,641 |
| Resid. Addtns./Remodels | \$667,995 | \$234,669 | \$225,574 | \$344,618 | \$212,248 | \$210,865 | \$237,453 | \$164,324 | \$71,966 | \$265,342 | \$160,787 | \$267,768 | | \$3,063,609 |
| Non-resid. Addtns./Remodels | \$826,046 | \$449,892 | \$3,207,667 | \$18,634,223 | \$5,179,000 | \$1,241,720 | \$14,967,737 | \$2,315,989 | \$2,187,047 | \$2,513,810 | \$220,475 | \$82,929,790 | | \$134,673,397 |
| Garages | \$47,400 | \$12,800 | \$7,000 | \$8,686 | \$131,149 | \$17,200 | \$27,300 | \$30,600 | \$50,445 | \$13,000 | \$28,403 | \$1,200 | | \$375,183 |
| Accessory* | \$643,000 | \$0 | \$6,450 | \$8,373,897 | \$661,500 | \$180,543 | \$2,639,201 | \$530,135 | \$373,500 | \$704,940 | \$200,580 | \$900 | | \$14,314,646 |
| Total | \$6,932,257 | \$1,852,024 | \$16,168,467 | \$57,160,470 | \$7,769,705 | \$2,222,878 | \$18,555,422 | \$8,936,621 | \$16,525,342 | \$6,632,069 | \$3,361,997 | \$85,401,481 | | \$237,726,895 |

* Accessory permits include sheds, barns, storage buildings, and structures other than buildings.

**April multi-family permit & value includes 6 residential bldgs., 1 clubhouse, 9 detached garages, 12 detached carports and 1 swimming pool. March permit is for St. Margaret Loft conversion.

Note: Single family units may be detached or attached.

Note 1: Value of New Non-Residential permits include Cerner value added per various packages without a building permit issued and attributed to any one month.

TABLE 2

**KANSAS CITY, KANSAS NEW NON-RESIDENTIAL
CONSTRUCTION, BY TYPE, 2013 TOTALS**

| Type of Building | # Permits | Construction Value |
|-----------------------------|------------------|---------------------------|
| Commercial - Retail | 7 | \$9,361,875 |
| Commercial - Office, Bank* | 1 | \$7,308,161 |
| Recreation | 1 | \$25,300 |
| Utilities and Communication | 1 | \$896,328 |
| Transportation | 1 | \$1,471,977 |
| Education | 1 | \$9,500,000 |
| Total | 12 | \$28,563,641 |

*Includes Cerner value of \$6,208,161 added in 2013.

TABLE 3 - KANSAS CITY, KANSAS 2013 BUILDING INSPECTION ANNUAL REPORT

NONRESIDENTIAL PERMITS: NEW CONSTRUCTION; REMODELS, ADDITIONS, ALTERATIONS, & ACCESSORY PERMITS OF \$50,000 OR MORE

(A) NEW CONSTRUCTION (All Values)

| Permit Date | \$ Amount Construction | Permit Address | Permit Owner | Proposed Use of Property |
|--------------------|-------------------------------|--|-------------------------------------|--|
| 01/10/13 | 750,000 | 4505 Metropolitan Ave | Dollar General | Commercial: New Retail Bldg. |
| 04/02/13 | 1,100,000 | 2933 S 47th St | Crooker & Hyatt Dental Office | Commercial: New Dental Office |
| 04/25/13 | 1,796,000 | 2102 Metropolitan Ave | Save-A-Lot | Commercial: New Grocery Store |
| 05/02/13 | 375,000 | 1816 Central Ave | Auto Zone | Commercial: New Retail Bldg. |
| 05/30/13 | 767,125 | 7600 State Ave | Advance Auto | Commercial: New Retail Bldg. (Wyan. Plaza) |
| 06/07/13 | 25,300 | 9400 State Ave | Schlitterbahn | Recreation: Cabana Shade Structures (14) |
| 08/07/13 | 4,893,750 | 7600 State Ave | Price Chopper | Commercial: New Grocery Store (Wyan. Plaza) |
| 08/29/13 | 600,000 | 5934 Leavenworth Rd | Advance Auto | Commercial: New Retail Bldg. |
| 09/16/13 | 9,500,000 | 1301 Armstrong | USD #500 | Education: New School (McKinnley Elementary) |
| 10/17/13 | 180,000 | 838 S 7th Trfy | C-Store | Commercial: New Convenience Store |
| 10/23/13 | 1,471,977 | 346 N James St | Diamond Ideal | Commercial: New Commercial Bldg. and Site Work |
| 12/05/13 | 896,328 | 7565 Holliday Dr | Water District No. 1 of Johnson Co. | Utilities: Electrical Substation |
| | 6,208,161 | Cerner value (not attributed to any one month) | | |
| Sub-Total | \$28,563,641 | 12 Permits | | |

TABLE 3 - KANSAS CITY, KANSAS 2013 BUILDING INSPECTION ANNUAL REPORT

NONRESIDENTIAL PERMITS: NEW CONSTRUCTION; REMODELS, ADDITIONS, ALTERATIONS, & ACCESSORY PERMITS OF \$50,000 OR MORE

(B) REMODELS, ADDITIONS, & ALTERATIONS OF \$50,000 OR MORE

| Permit Date | \$ Amount Construction | Permit Address | Permit Owner | Proposed Use of Property |
|--------------------|-------------------------------|-----------------------|---|---|
| 01/07/13 | 103,096 | 1813 Village West | Pkwy Legends | Commercial: Interior Remodel, Banana Republic |
| 01/10/13 | 161,000 | 3944 Rainbow | Blvd Rainbow Real Estate Partners | Commercial: Tenant Finish, 7-11 Conven. Store (39th & Rainbow Redevel.) |
| 01/23/13 | 82,000 | 10810 Parallel | Pkwy Plaza Speedway | Commercial: Tenant Finish, Select Comfort |
| 01/23/13 | 150,750 | 10800 Parallel | Pkwy Plaza Speedway | Commercial: Tenant Finish, Mattress Firm |
| 01/29/13 | 65,000 | 1843 Village West | Pkwy Legends | Commercial: Interior Remodel, Five and Dime |
| 01/10/13 | 163,000 | 800 S 55th | St Turner School Dist. (USD 202) | Education: Replace Windows/Doors, Admin. Bldg. |
| 02/07/13 | 133,000 | 861 S 66th | Ter Environmental Management of KC Inc. | Industrial: Attached Addition, Oil Treatment |
| 02/13/13 | 72,970 | 4313 State | Ave Children's Mercy Hospital West | Commercial: Clinic Remodel |
| 02/04/13 | 159,425 | 2501 Minnesota | Ave USD #500 | Education: Swimming Pool Equipment Replacement |
| 03/27/13 | 1,000,000 | 5200 Speaker | Rd Harcros Chemicals | Industrial: Attached Building Addition |
| 03/04/13 | 76,630 | 10818 Parallel | Pkwy Pacific Dental (Plaza Speedway) | Commercial: Tenant Finish |
| 03/07/13 | 1,250,000 | 849 N 47th | St Unified Government | Transportation: Tenant Finish for Transit Facility |
| 03/07/13 | 50,200 | 6000 Leavenworth | Rd Kansas City Investments | Commercial: Interior Remodel for Subway (Westgate Center) |
| 03/15/13 | 55,588 | 1701 State | Ave Allen Bush | Commercial: Exterior Structural Wall Repair |
| 03/20/13 | 180,000 | 1036 Merriam | Ln David Heinen | Commercial: DRC - Heinen Landscape & Irrigation, Road & Retaining Wall |
| 03/22/13 | 400,000 | 234 E Donovan | Rd Con-Way Transportation Services | Commercial: Parking Lot Expansion |
| 03/06/13 | 123,852 | 3902 Booth | St KC Booth LLC | Commercial: Fire Damage Repair (Apartment Bldg.) |
| 03/28/13 | 50,397 | 2903 W 42nd | Ave Mission Manor LLC | Commercial: Fire Damage Repair (Apartment Bldg.) |
| 04/01/13 | 350,500 | 1843 Village West | Pkwy Dave & Busters | Commercial: Interior Remodel |
| 04/08/13 | 4,681,389 | 3910 Rainbow | Blvd Rainbow Real Estate Partners | Commercial: Tenant Finish for KU Acute Inpatient Care Facility |
| 04/08/13 | 5,954,533 | 3910 Rainbow | Blvd Rainbow Real Estate Partners | Commercial: Tenant Finish for KC Transitional Care Center |
| 04/29/13 | 419,188 | 2404 S 88th | St Deffenbaugh Industries | Commercial: Fire Damage Repair |
| 04/09/13 | 4,179,736 | 301 S 51st | St Atchison, Topeka & Santa Fe Railroad | Commercial: Expand Parking Lot/Loading Area |
| 04/18/13 | 3,000,000 | 7560 State | Ave Wyandotte Plaza | Commercial: Site Improvements |
| 05/20/13 | 500,000 | 4650 Kansas | Ave Valero Convenience Store | Commercial: Tank, Equip. Enclosure & Pump Island |
| 05/02/13 | 200,000 | 1807 Merriam | Ln Clark Motel | Commercial: Building Addition |
| 05/10/13 | 55,000 | 710 Simpson | Ave Cricket Wireless Store | Commercial: Building Addition |
| 05/01/13 | 1,755,000 | 3130 N 122nd | St Piper Community Center | Social: Interior Renovations |
| 05/03/13 | 290,000 | 501 Funston | Rd Excel Linen | Commercial: Interior Remodel |
| 05/06/13 | 304,000 | 10904 Stadium | Pkwy JcPenney's | Commercial: Interior Remodel |
| 05/14/13 | 175,000 | 1201 N 18th | St 18th St. Plaza LLC | Commercial: Apartment Interior Remodel |
| 05/24/13 | 158,500 | 1400 Village West | Pkwy Cabela's | Commercial: Interior Lobby Renovation |
| 05/20/13 | 400,000 | 500 County Line | Rd Taco Republic | Commercial: Change of Occupancy; addition |
| 06/18/13 | 57,250 | 110 Abbie | Ave CVR Energy | Commercial: Interior Remodel |
| 06/19/13 | 55,405 | 400 Speedway | Blvd Kansas Speedway Corp. | Recreation: Interior Remodel - Office Area |
| 06/21/13 | 65,000 | 151 S 18th | St Discovery Dental | Commercial: Interior Remodel |
| 06/17/13 | 981,135 | 1601 Phoenix | Dr Kansas Speedway Corp. | Recreation: TV Compound Parking Lot |
| 07/18/13 | 70,000 | 1700 Kansas | Ave Unified Government | Industrial: T.F. Remodel |
| 07/25/13 | 91,000 | 1601 Village West | Pkwy Nebraska Furniture Mart | Commercial: Interior Remodel, Sony Dept. |

TABLE 3 - KANSAS CITY, KANSAS 2013 BUILDING INSPECTION ANNUAL REPORT

NONRESIDENTIAL PERMITS: NEW CONSTRUCTION; REMODELS, ADDITIONS, ALTERATIONS, & ACCESSORY PERMITS OF \$50,000 OR MORE

(B) REMODELS, ADDITIONS, & ALTERATIONS OF \$50,000 OR MORE (CONTINUED)

| Permit Date | \$ Amount Construction | Permit Address | Permit Owner | | Proposed Use of Property |
|------------------|------------------------|------------------------|--------------|--|--|
| | | | Address | Owner Name | |
| 07/29/13 | 100,000 | 7815 State Ave | | Tires Plus | Commercial: Interior Remodel Due to Fire Damage |
| 07/01/13 | 7,200,000 | 2555 S Ferree St | | Buddha Holding LLC | Transportation: Railroad Tract Relocation |
| 07/01/13 | 7,200,000 | 3940 S Ferree St | | Buddha Holding LLC | Transportation: Railroad Tract Relocation |
| 07/16/13 | 161,048 | 1142 S 12th St | | Pick N Pull | Commercial: Paving of Parking Lot |
| 08/20/13 | 1,015,000 | 605 Kansas Ave | | Wholesale Batteries | Commercial: Bldg. Addition |
| 08/02/13 | 83,297 | 701 Minnesota Ave | | Security Bank | Commercial: Interior Office Remodel |
| 08/14/13 | 130,000 | 1 Elmwood Ave | | Christian Foundation for Children & Aging | Commercial: Interior Remodel |
| 08/21/13 | 102,970 | 1837 Village West Pkwy | | Legends | Commercial: Interior Remodel/Expansion, Maurice's |
| 08/22/13 | 718,580 | 5101 Richland Ave | | Interconnect Devices, Inc. | Commercial: Interior Remodel |
| 08/21/13 | 63,388 | 400 Speedway Blvd | | Kansas Speedway Corporation | Recreation: Restroom Addition in Concourse |
| 08/26/13 | 50,000 | 3404 Rainbow Blvd | | SDN Property Investment Inc. | Commercial: Exterior Modifications (Neigh. Shopping Center) |
| 08/15/13 | 75,000 | 520 S 55th St | | Soccer Nation | Commercial: Change of Occupancy |
| 08/21/13 | 59,204 | 3124 Wood Ave | | Madison at Wood View Apts. | Commercial: Replace Retaining Wall |
| 09/04/13 | 73,100 | 4645 Shawnee Dr | | CVS | Commercial: Interior Remodel |
| 09/16/13 | 378,947 | 900 S 68th St | | Ventra Kansas LLC | Commercial: Remodel Office Space & Warehouse |
| 09/20/13 | 54,000 | 1704 Village West Pkwy | | Bob Evans | Commercial: Interior Remodel |
| 09/23/13 | 315,000 | 4805 State Ave | | Aldi's | Commercial: Interior Remodel |
| 09/25/13 | 950,000 | 6100 Leavenworth Rd | | Westgate Tower Apts. (KCK Housing Author.) | Commercial: Interior Remodel |
| 09/23/13 | 121,000 | 315 Southwest Blvd | | Subway | Commercial: Interior & Exterior Renovations |
| 10/02/13 | 92,400 | 3255 Harvester Rd | | Axiom-Harvester LP | Industrial: Interior Remodel for Panel System Plus, Inc. |
| 10/09/13 | 113,100 | 1843 Village West Pkwy | | Kitchen Collections | Commercial: Interior Remodel |
| 10/09/13 | 89,418 | 1617 Everett Ave | | Westheight Apartments LLC | Commercial: Fire Damage Repair |
| 10/25/13 | 312,000 | 4600 Kansas Ave | | H & D Supply | Commercial: Interior Remodel for Office / Warehouse |
| 10/03/13 | 54,231 | 900 S 68th St | | Ventra Kansas LLC | Commercial: Install Stone Veneer to Façade; Install Standing Seam Roof |
| 10/03/13 | 162,952 | 551 Funston Rd | | Excel Linen | Commercial: New Parking Lot |
| 10/04/13 | 625,000 | 1444 Kansas Ave | | PQ Corporation | Commercial: Office / Warehouse Remodel; Grading, Parking Lot |
| 10/08/13 | 920,859 | 1200-1202 Adams St | | Missouri-Kansas Supply Co. | Commercial: Interior Remodel with Site Work |
| 10/29/13 | 76,500 | 4805 State Ave | | Aldi's | Commercial: Exterior Remodel |
| 11/06/13 | 60,000 | 8021 State Ave | | Westfield Shopping Center | Commercial: Roof Repair |
| 12/09/13 | 2,000,000 | 1700 Kansas Ave | | PQ Corporation | Industrial: Bldg. Addition-Main Test Lab |
| 12/11/13 | 80,000,000 | 3201 Fairfax Trfy | | GM | Industrial: Paint Shop Addition |
| 12/09/13 | 50,000 | 151 S 18th St | | Enterprise Bank (Prescott Plaza, Ste. T | Commercial: Interior Remodel - Bank |
| 12/10/13 | 116,000 | 701 N 7th St | | Unified Government | Government: 9th Floor Renovations |
| 12/20/13 | 57,000 | 119 Osage Ave | | Prime Investments | Industrial: Tenant Finish - Warehouse & Offices |
| 12/20/13 | 54,270 | 1215 N 18th St | | 18th Street Plaza LLC | Commercial: Demolition & Remodel of 12-Unit Apartment |
| 12/30/13 | 385,000 | 2400 Steele Rd | | USD #500 | Education: Structural Stabilization & Brick Repair - JC Harmon |
| 12/23/13 | 215,000 | 712 State Ave | | Minnesota Ave. Inc. | Commercial: Change of Occupancy - Kansas D.O.C. Parole Office |
| Sub-Total | \$132,253,808 | 76 Permits | | | |

TABLE 3 - KANSAS CITY, KANSAS 2013 BUILDING INSPECTION ANNUAL REPORT

NONRESIDENTIAL PERMITS: NEW CONSTRUCTION; REMODELS, ADDITIONS, ALTERATIONS, & ACCESSORY PERMITS OF \$50,000 OR MORE

(C) ACCESSORY PERMITS \$50,000 OR MORE

| Permit Date | \$ Amount | | Permit Address | Permit Owner | Proposed Use of Property |
|----------------------|----------------------|--|--------------------|--------------------------------|---|
| | Construction | | | | |
| 01/07/13 | 595,000 | | 5620 Wolcott Rd | Kincaid Ready Mix | Industrial: Batch Plant Addition Accessory Bldg. |
| 04/26/13 | 1,170,647 | | 9400 State Ave | Schlitterbahn | Recreation: New Waterpark Features |
| 04/09/13 | 7,200,000 | | 1051 Merriam Ln | BNSF Railroad | Commercial: Replace Existing Railroad Bridge |
| 05/14/13 | 550,000 | | 7707 State Ave | Randy Curnow | Commercial: Accessory Building |
| 06/07/13 | 168,473 | | 2101 S 88th St | W.H. Warehouse | Commercial: 2-Sided Canopy for Storage |
| 07/02/13 | 240,180 | | 1601 Phoenix Dr | Kansas Speedway | Recreation: Commercial Communication Equip. Shelters (3) |
| 07/18/13 | 150,000 | | 2600 N 43rd Ter | USD #500 | Education: William Allen White, Modular Classroom Bldg. (1) |
| 07/25/13 | 128,421 | | 401 E Donovan Rd | Magellan Pipeline | Industrial: Metal Shelter For Testing Equipment |
| 07/30/13 | 526,400 | | 6742 Riverview Ave | Unified Government | Utilities: BPU Tower Site Communication Tower |
| 07/30/13 | 526,400 | | 605 N 110th St | Unified Government | Utilities: BPU Tower Site Communication Tower |
| 07/30/13 | 526,400 | | 2206 Vernon Ave | Unified Government | Utilities: BPU Tower Site Communication Tower |
| 07/30/13 | 526,400 | | 2207 S 11th Ter | Unified Government | Utilities: BPU Tower Site Communication Tower |
| 08/21/13 | 75,000 | | 1601 Phoenix Dr | Kansas Speedway | Utilities: Telecommunications System & Cabinet |
| 08/28/13 | 438,935 | | 1601 Phoenix Dr | Kansas Speedway | Utilities: AT&T Building |
| 09/17/13 | 160,000 | | 1500 N 38th St | Verizon Wireless | Utilities: Tower, Shelter & Fence/Gate |
| 09/19/13 | 100,000 | | 1616 Argentine Ave | 1413 Property | Commercial: Storage Shed |
| 09/26/13 | 83,500 | | 1300 N 78th St | Security Bank | Commercial: ATM & Canopy |
| 10/07/13 | 451,140 | | 3129 N 77th St | Board of Public Utilities | Utilities: BPU Tower Site Communication Tower |
| 10/28/13 | 220,000 | | 450 Funston Rd | Ergon Armor | Industrial: Addition of Two Storage Tanks |
| 11/05/13 | 139,580 | | 3601 Fairbanks Ave | LI Development Kansas City LLC | Industrial: Accessory Building for Pentair Water |
| Sub-Total | 13,976,476 | | 20 Permits | | |
| OVERALL TOTAL | \$174,793,925 | | 108 Permits | | |