



Unified Government of Wyandotte County and Kansas City, Kansas
Investment Portfolio Compliance Report
 June 30, 2019

Investment Summary - Aggregate Portfolio By Type of Investment

Security Type	Original Cost	Market Value ¹	Amortized Cost ²	% of Portfolio	% Permitted by Policy	In Compliance	Weighted Days to Maturity ³	Weighted Average Yield ³
Property Tax Held for Entities ⁴	\$1,906,694	\$1,906,694	\$1,906,694	na	see note 4	✓	1	2.23%
Cash Equivalents	\$65,607,306	\$65,607,306	\$65,607,306	24%	100%	✓	1	2.23%
Total Liquidity	\$65,607,306	\$65,607,306	\$65,607,306	24%			1	2.23%
Certificates of Deposit	\$145,410,000	\$145,410,000	\$145,410,000	54%	100%	✓	471	2.19%
Federal Agency Securities	\$57,613,301	\$58,082,877	\$57,909,694	22%	50%	✓	229	1.79%
Total Securities	\$203,023,301	\$203,492,877	\$203,319,694	76%			700	3.97%
Total Portfolio	\$268,630,608	\$269,100,183	\$268,927,000	100%			304	2.11%

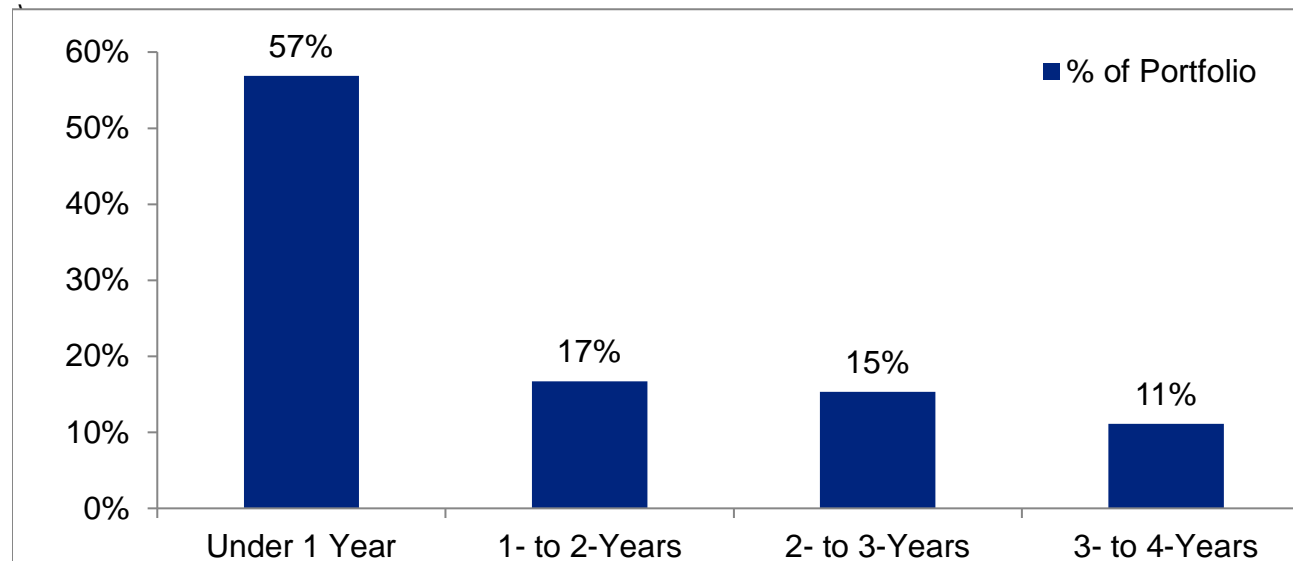
1. Market values provided by UMB Bank, Third-Party Safekeeping Custodial Agent. Recorded at time of settlement to reflect holding investments to maturity.

2. Amortized cost is the original cost of the principal of the security adjusted for the amount of the periodic reduction of any discount or premium from the purchase date until the date of the report.

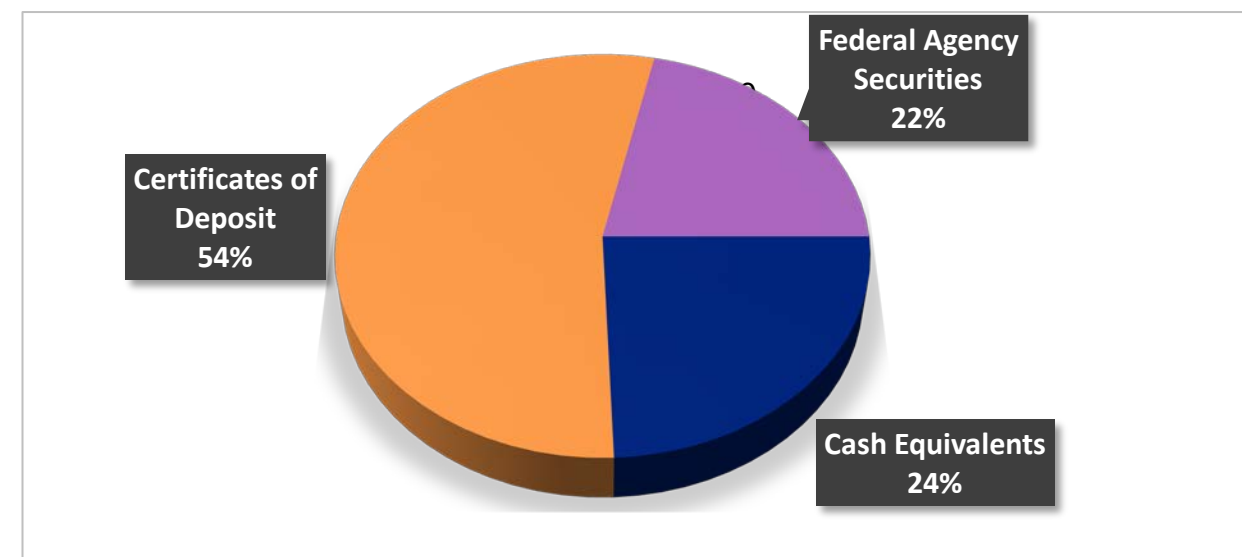
3. Averages shown are weighted averages calculated based on original cost. Average maturity is shown as days.

4. Property Tax collections temporarily held by the County on behalf of other governmental entities is not a part of the Unified Government's cash and investment value. The cash being held in trust is presented here for informational purposes.

Maturity Distribution



Sector Distribution





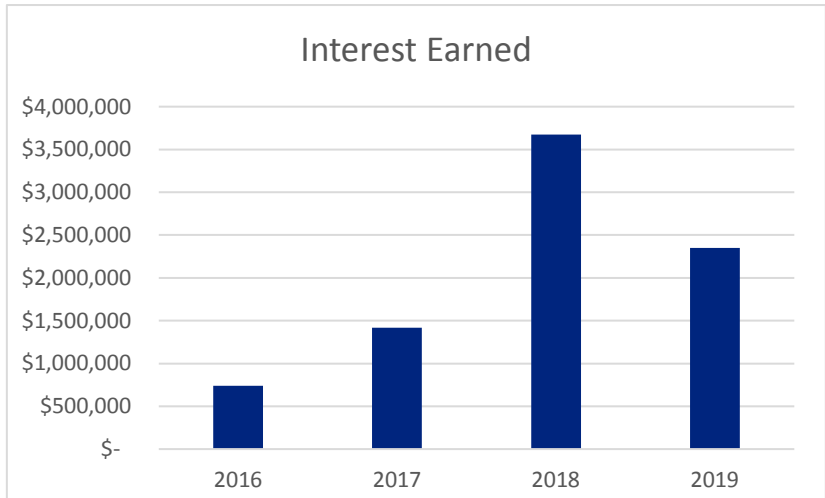
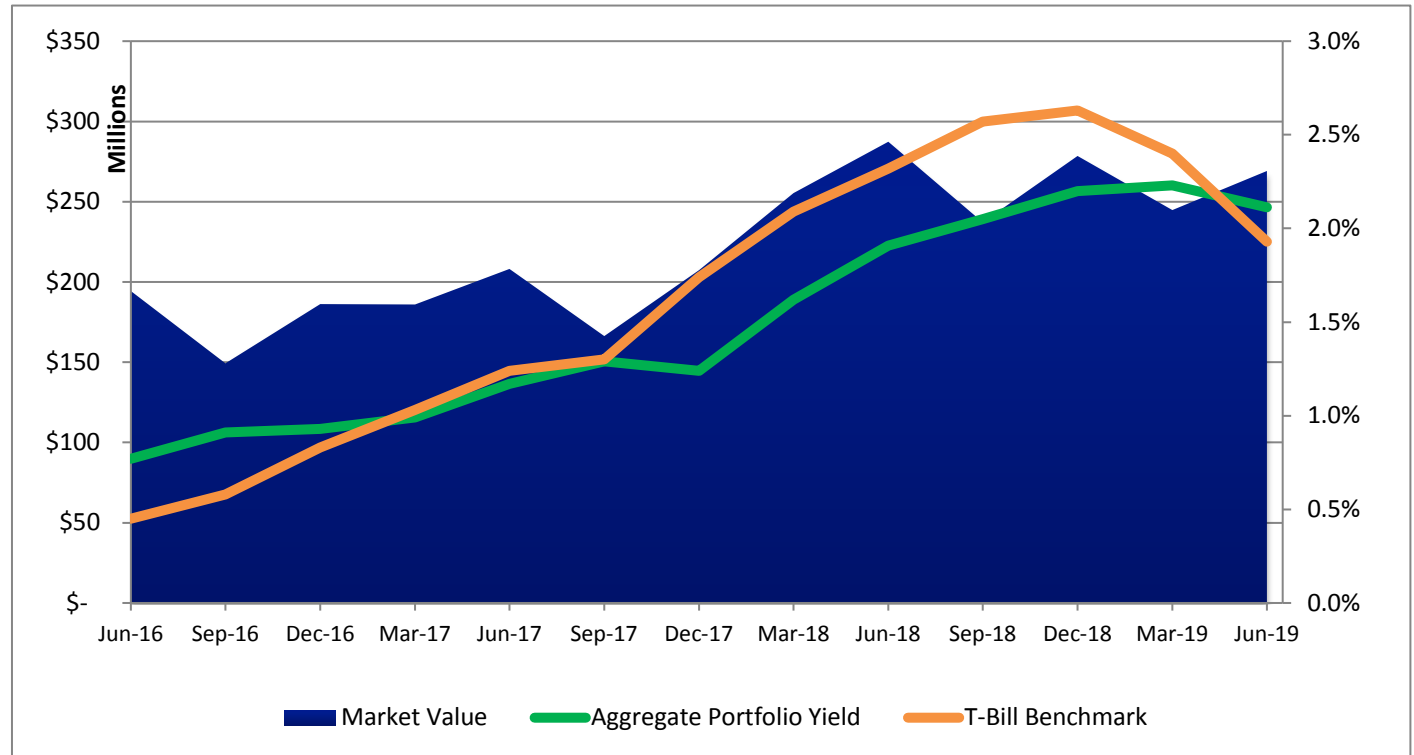
**Unified Government of Wyandotte County and Kansas City, Kansas
Investment Portfolio Compliance Report
June 30, 2019**

Compliance

	Yes	No
Liquidity	<input checked="" type="checkbox"/>	<input type="checkbox"/>
Permitted types of investments	<input checked="" type="checkbox"/>	<input type="checkbox"/>
Limits within investment categories	<input checked="" type="checkbox"/>	<input type="checkbox"/>
Limits within single agency/institution	<input checked="" type="checkbox"/>	<input type="checkbox"/>
Limits relating to maturity	<input checked="" type="checkbox"/>	<input type="checkbox"/>
The investment report herein shown along with ongoing income provides sufficient liquidity to meet estimated expenditures for next 6 months	<input checked="" type="checkbox"/>	<input type="checkbox"/>

Historic Portfolio Size

Aggregate Yield vs. US T-Bill Benchmark



Kathleen VonAchen

**Kathleen VonAchen
Chief Financial Officer**

June 30, 2019

Date



Unified Government of Wyandotte County and Kansas City, Kansas
Investment Portfolio Compliance Report
 June 30, 2019

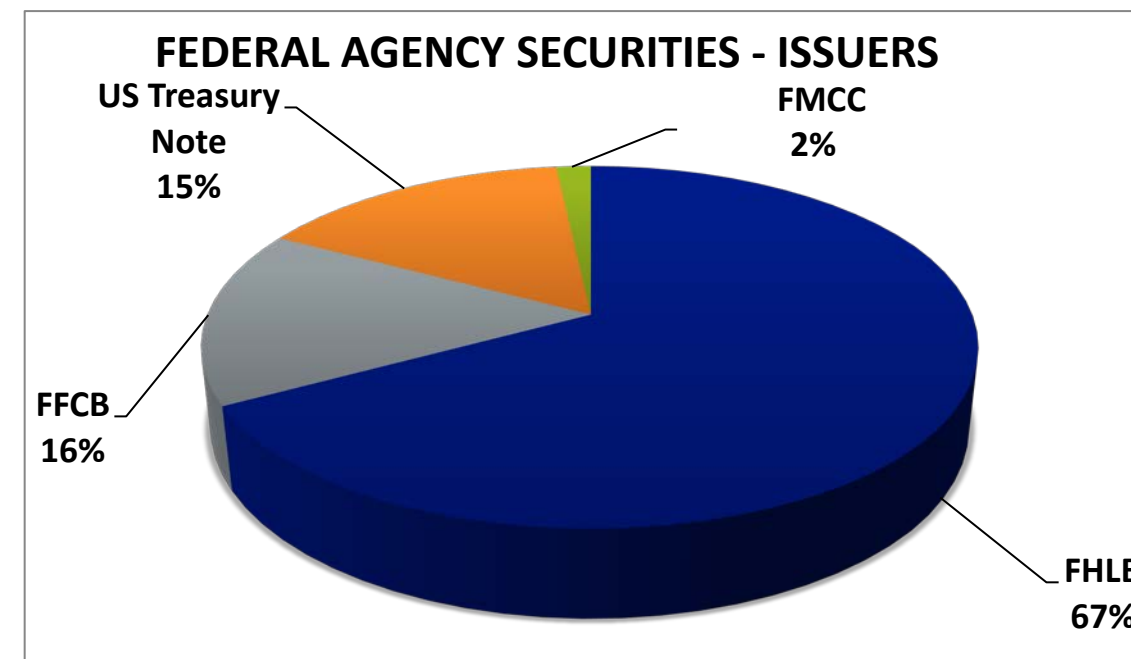
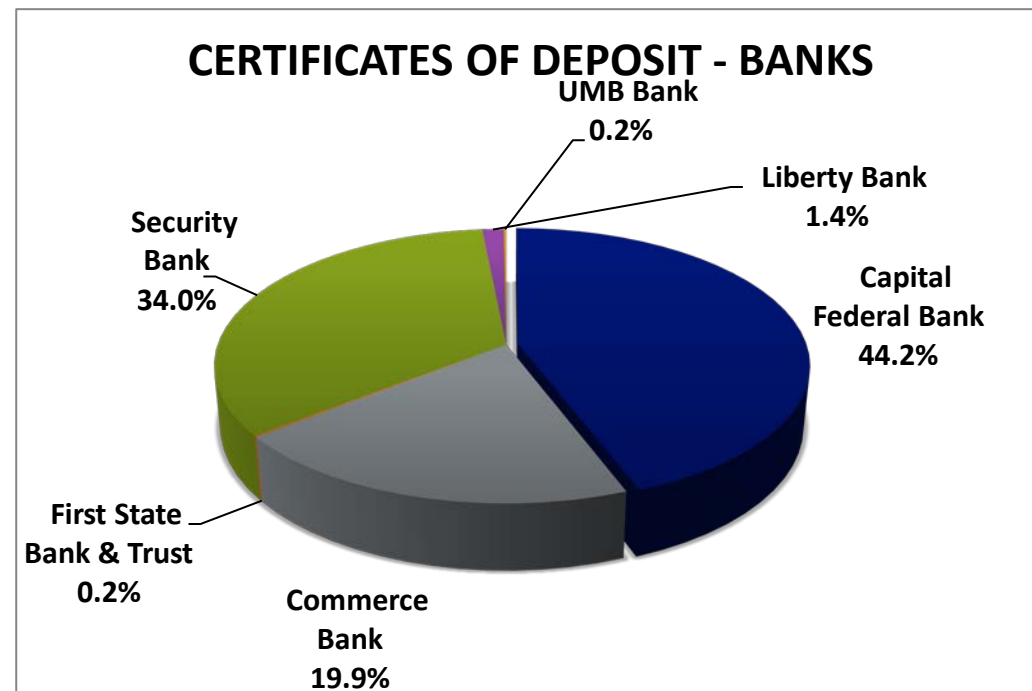
Issuer Detail - Aggregate Portfolio by Issuer

Issuer	Original Cost	Market Value ¹	% of Portfolio ³	% Permitted by Issuer	In Compliance ³	Weighted Average Maturity Days ²	Weighted Average Yield ²
Property Tax Held for Entities³	1,906,694	1,906,694	na	See note 3	✓	1	2.23%
UMB, Wyandotte Operating	61,338,306	61,338,306	23%	25%	✓	1	2.09%
UMB, Wyandotte Health	4,269,000	4,269,000	2%	25%	✓	0	0.15%
Cash Equivalents	65,607,306	65,607,306	24%		✓	1	2.23%
Argentine Federal Savings	235,000	235,000	0.1%	25%	✓	0.5	0.00%
Bank Midwest	235,000	235,000	0.1%	25%	✓	0.1	0.002%
Bank of Labor	235,000	235,000	0%	25%	✓	0.5	0.004%
Capital Federal Bank	64,000,000	64,000,000	24%	25%	✓	156	0.72%
Commerce Bank	29,000,000	29,000,000	11%	25%	✓	92	0.39%
First State Bank & Trust	235,000	235,000	0%	25%	✓	1	0.004%
Liberty Bank	2,000,000	2,000,000	1%	25%	✓	4	0.02%
Security Bank of KC	49,235,000	49,235,000	18%	25%	✓	204	0.82%
UMB	235,000	235,000	0%	25%	✓	1	0.004%
Certificates of Deposit	145,410,000	145,410,000	54%		✓	471	2.19%
US Treasury Note	8,851,241	8,977,500	3%	100%	✓	12	0.39%
FFCB	8,951,940	9,161,100	3%	<i>50% of total portfolio</i>	✓	123	0.45%
FHLB	38,811,154	38,954,871	14%		✓	168	1.75%
FMCC	998,966	989,406	0.4%		✓	14	0.02%
Federal Agency Securities	57,613,301	58,082,877	22%		✓	229	1.79%
Grand Total	268,630,608	269,100,183	100%			304	2.11%

1. Market values provided by UMB Bank, Third-Party Safekeeping Custodial Agent.

2. Averages shown are weighted averages calculated based on original cost for the respective investment categories. Average maturity is shown as days.

3. Property Tax collections temporarily held by the County on behalf of other governmental entities is not a part of the Unified Government's cash and investment value for investment reporting purposes. The cash being held in trust is presented here for informational purposes.





Unified Government of Wyandotte County and Kansas City, Kansas
Investment Portfolio Compliance Report
2nd Quarter 2019 - April 1, 2019 - June 30, 2019

Quarterly Transactions Detail - Aggregate Portfolio

Settlement Date	CUSIP	Issuer	Coupon	Maturity Date	Par	Original Cost
Thru Q2	NA	UMB, Wyandotte Operating	2.232%	7/1/2019	7,700,673	7,700,673
Thru Q2	NA	UMB, Wyandotte Health Reserve	2.232%	7/1/2019	1,099,367	1,099,367
Cash Equivalents					8,800,040	8,800,040
5/15/2019	01-14017566-3	Argentine Federal Savings	2.900%	5/14/2020	235,000	235,000
5/15/2019	115003619	Security Bank of Kansas City	2.450%	5/14/2020	235,000	235,000
5/15/2019	23974631020	UMB Bank, NA	2.350%	5/15/2020	235,000	235,000
5/16/2019	122079943	Bank of Labor	2.400%	5/14/2020	235,000	235,000
5/17/2019	65547	First State Bank & Trust	2.410%	5/18/2020	235,000	235,000
5/30/2019	115003689	Security Bank of Kansas City	2.360%	8/30/2019	10,000,000	10,000,000
5/30/2019	313384KZ1	FHLB	2.347%	8/28/2019	30,000,000	29,825,025
Purchases					41,175,000	41,000,025
5/7/2018	22564282060	UMB	2.000%	5/7/2019	(235,000)	(235,000)
5/8/2018	343009163	Commerce Bank	1.850%	5/8/2019	(235,000)	(235,000)
5/8/2018	1150011398	Security Bank of KC	2.170%	5/8/2019	(235,000)	(235,000)
5/11/2018	700167422	Capitol Federal Bank	2.310%	5/13/2019	(5,000,000)	(5,000,000)
8/18/2017	66000543	Commerce Bank	1.340%	5/17/2019	(1,000,000)	(1,000,000)
5/25/2017	70155742	Capitol Federal Bank	1.570%	5/28/2019	(5,000,000)	(5,000,000)
5/25/2017	1150008490	Security Bank of KC	1.350%	5/28/2019	(5,000,000)	(5,000,000)
6/10/2016	343007454	Commerce Bank	1.585%	6/10/2019	(8,000,000)	(8,000,000)
6/10/2015	70144407	Capitol Federal Bank	1.110%	6/10/2019	(1,000,000)	(1,000,000)
Calls/Maturities					(25,705,000)	(25,705,000)
Total					24,270,040	24,095,065