



**Unified Government of Wyandotte County and Kansas City, Kansas**  
**Investment Portfolio Compliance Report**  
 September 30, 2019

**Investment Summary - Aggregate Portfolio By Type of Investment**

Security Type	Original Cost	Market Value <sup>1</sup>	Amortized Cost <sup>2</sup>	% of Portfolio	% Permitted by Policy	In Compliance	Weighted Days to Maturity <sup>3</sup>	Weighted Average Yield <sup>3</sup>
Property Tax Held for Entities <sup>4</sup>	\$786,345	\$786,345	\$786,345	na	see note 4	✓	-	1.87%
Cash Equivalents	\$69,256,000	\$69,256,000	\$69,256,000	32%	100%	✓	-	1.87%
<b>Total Liquidity</b>	<b>\$69,256,000</b>	<b>\$69,256,000</b>	<b>\$69,256,000</b>	<b>32%</b>			<b>-</b>	<b>1.87%</b>
Certificates of Deposit	\$126,175,000	\$126,175,000	\$126,175,000	59%	100%	✓	446	2.26%
Federal Agency Securities	\$18,937,035	\$19,195,390	\$18,943,385	9%	50%	✓	530	2.75%
<b>Total Securities</b>	<b>\$145,112,035</b>	<b>\$145,370,390</b>	<b>\$145,118,385</b>	<b>68%</b>			<b>976</b>	<b>5.01%</b>
<b>Total Portfolio</b>	<b>\$214,368,035</b>	<b>\$214,626,390</b>	<b>\$214,374,385</b>	<b>100%</b>			<b>309</b>	<b>2.18%</b>

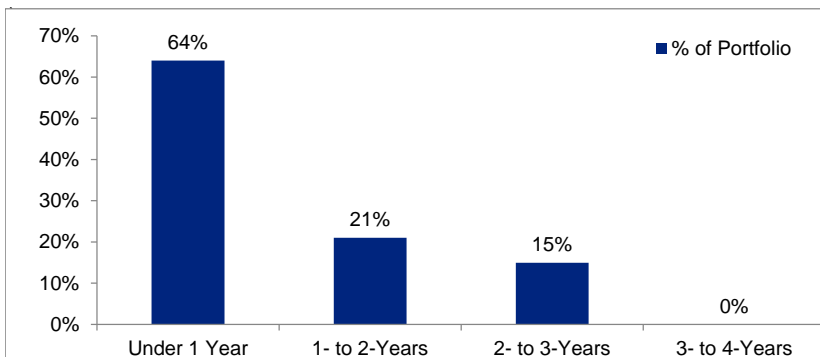
1. Market values provided by UMB Bank, Third-Party Safekeeping Custodial Agent. Recorded at time of settlement to reflect holding investments to maturity.

2. Amortized cost is the original cost of the principal of the security adjusted for the amount of the periodic reduction of any discount or premium from the purchase date until the date of the report.

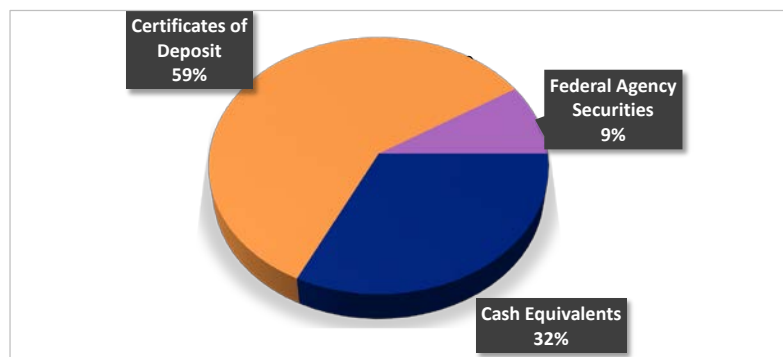
3. Averages shown are weighted averages calculated based on original cost. Average maturity is shown as days.

4. Property Tax collections temporarily held by the County on behalf of other governmental entities is not a part of the Unified Government's cash and investment value. The cash being held in trust is presented here for informational purposes.

**Maturity Distribution**



**Sector Distribution**





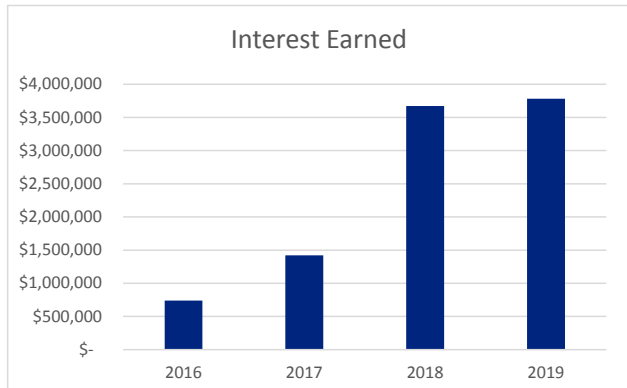
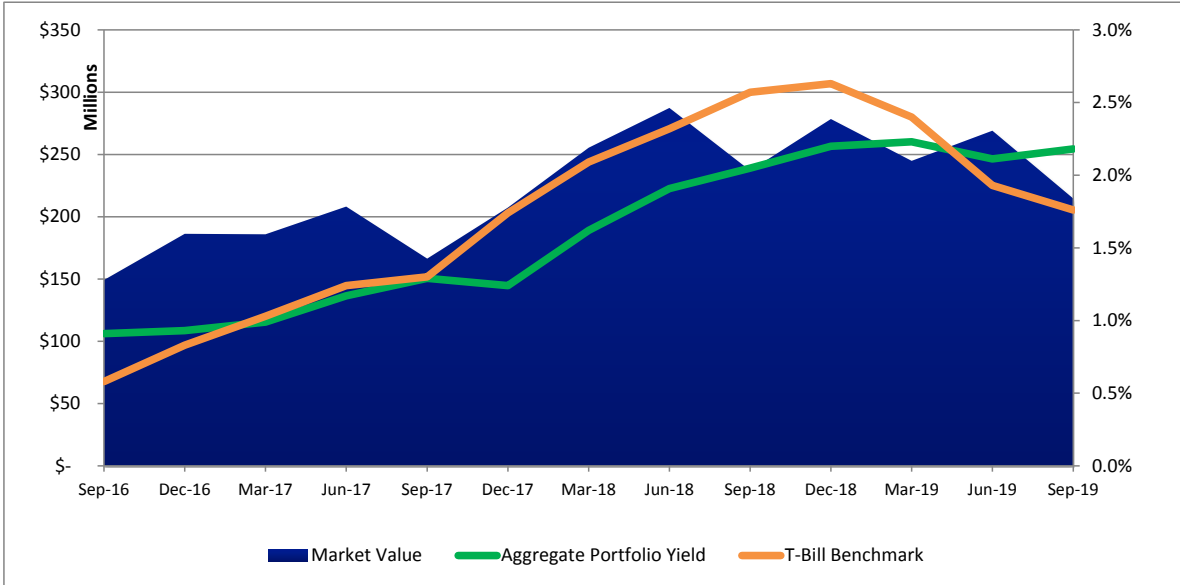
**Unified Government of Wyandotte County and Kansas City, Kansas  
Investment Portfolio Compliance Report  
September 30, 2019**

**Compliance**

	Yes	No
Liquidity	<input checked="" type="checkbox"/>	<input type="checkbox"/>
Permitted types of investments	<input checked="" type="checkbox"/>	<input type="checkbox"/>
Limits within investment categories	<input checked="" type="checkbox"/>	<input type="checkbox"/>
Limits within single agency/institution	<input type="checkbox"/>	<input checked="" type="checkbox"/>
Limits relating to maturity	<input checked="" type="checkbox"/>	<input type="checkbox"/>
The investment report herein shown along with ongoing income provides sufficient liquidity to meet estimated expenditures for next 6 months	<input checked="" type="checkbox"/>	<input type="checkbox"/>

**Historic Portfolio Size**

**Aggregate Yield vs. US T-Bill Benchmark**



CFO Note: The 25% limit within a single banking institution per the investment policy compliance parameters was exceeded. Capital Federal Bank holdings totaled 26% of the total aggregate portfolio. In the upcoming quarters, the CFO will adjust investment strategies to come into compliance with the policy.

*Kathleen VonAchen*

**Kathleen VonAchen**  
Chief Financial Officer

September 30, 2019

Date



**Unified Government of Wyandotte County and Kansas City, Kansas**  
**Investment Portfolio Compliance Report**  
 September 30, 2019

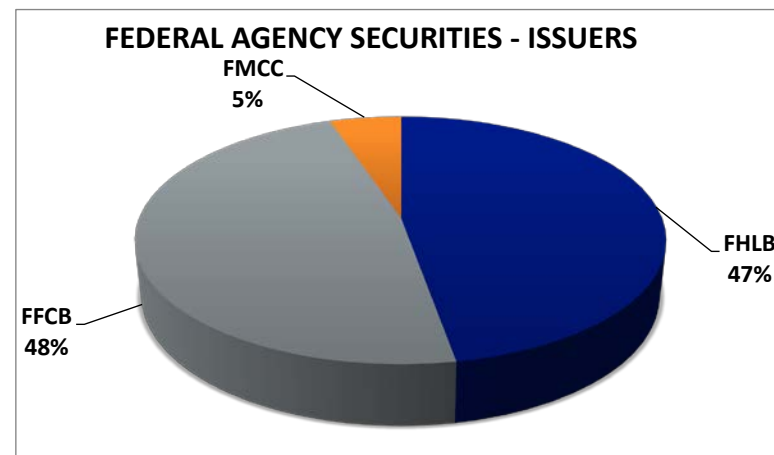
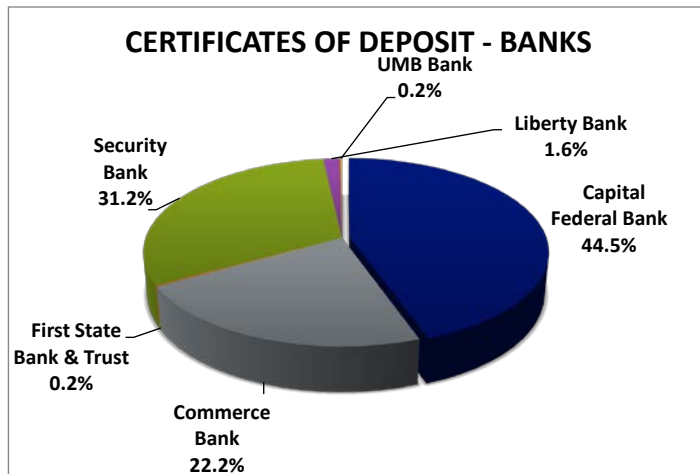
**Issuer Detail - Aggregate Portfolio by Issuer**

Issuer	Original Cost	Market Value <sup>1</sup>	% of Portfolio <sup>3</sup>	% Permitted by Issuer	In Compliance <sup>3</sup>	Weighted Average Maturity Days <sup>2</sup>	Weighted Average Yield <sup>2</sup>
<b>Property Tax Held for Entities<sup>3</sup></b>	<b>786,345</b>	<b>786,345</b>	<b>na</b>	<b>See note 3</b>	✓	<b>0</b>	<b>1.87%</b>
UMB, Wyandotte Operating	66,419,000	66,419,000	31%	25%	✓	0	1.79%
UMB, Wyandotte Health	2,837,000	2,837,000	1%	25%	✓	0	0.08%
<b>Cash Equivalents</b>	<b>69,256,000</b>	<b>69,256,000</b>	<b>32%</b>		✓	<b>0</b>	<b>1.87%</b>
Argentine Federal Savings	235,000	235,000	0.1%	25%	✓	0.4	<b>0.01%</b>
Bank of Labor	235,000	235,000	0%	25%	✓	0.4	0.004%
Capital Federal Bank	56,000,000	56,000,000	26%	25%	✓	154	0.82%
Commerce Bank	28,000,000	28,000,000	13%	25%	✓	100	0.47%
First State Bank & Trust	235,000	235,000	0%	25%	✓	0	0.004%
Liberty Bank	2,000,000	2,000,000	1%	25%	✓	3	0.02%
Security Bank of KC	39,235,000	39,235,000	18%	25%	✓	180	0.75%
UMB	235,000	235,000	0%	25%	✓	0	0.004%
<b>Certificates of Deposit</b>	<b>126,175,000</b>	<b>126,175,000</b>	<b>59%</b>		✓	<b>446</b>	<b>2.26%</b>
FFCB	8,951,940	9,139,410	4%	<i>50% of total portfolio</i>	✓	329	1.37%
FHLB	8,986,129	9,063,673	4%		✓	165	1.33%
FMCC	998,966	992,307	0.5%		✓	36	0.05%
<b>Federal Agency Securities</b>	<b>18,937,035</b>	<b>19,195,390</b>	<b>9%</b>		✓	<b>530</b>	<b>2.75%</b>
<b>Grand Total</b>	<b>214,368,035</b>	<b>214,626,390</b>	<b>100%</b>			<b>309</b>	<b>2.18%</b>

1. Market values provided by UMB Bank, Third-Party Safekeeping Custodial Agent.

2. Averages shown are weighted averages calculated based on original cost for the respective investment categories. Average maturity is shown as days.

3. Property Tax collections temporarily held by the County on behalf of other governmental entities is not a part of the Unified Government's cash and investment value for investment reporting purposes. The cash being held in trust is presented here for informational purposes.





**Unified Government of Wyandotte County and Kansas City, Kansas**  
**Investment Portfolio Compliance Report**  
**3rd Quarter 2019 - July 1, 2019 - September 30, 2019**

**Quarterly Transactions Detail - Aggregate Portfolio**

Settlement Date	CUSIP	Issuer	Coupon	Maturity Date	Par	Original Cost
Thru Q2	NA	UMB, Wyandotte Operating	1.865%	9/30/2019	5,080,694	5,080,694
Thru Q2	NA	UMB, Wyandotte Health Reserve	1.865%	9/30/2019	(1,432,000)	(1,432,000)
<b>Cash Equivalents</b>					<b>3,648,694</b>	<b>3,648,694</b>
7/26/2019	9065574853	Capitol Federal Bank	2.100%	10/26/2019	5,000,000	5,000,000
<b>Purchases</b>					<b>5,000,000</b>	<b>5,000,000</b>
2/25/2016	70141539	Capitol Federal Bank	1.510%	7/25/2019	(8,000,000)	(8,000,000)
9/13/2016	70146622	Capitol Federal Bank	1.120%	9/13/2019	(1,000,000)	(1,000,000)
9/16/2016	70147531	Capitol Federal Bank	1.120%	9/16/2019	(1,000,000)	(1,000,000)
9/21/2016	70148245	Capitol Federal Bank	1.120%	9/23/2019	(1,000,000)	(1,000,000)
9/23/2016	70148177	Capitol Federal Bank	1.120%	9/23/2019	(1,000,000)	(1,000,000)
9/28/2016	70148362	Capitol Federal Bank	1.090%	9/27/2019	(1,000,000)	(1,000,000)
7/31/2017	1565570771	Bank Midwest	1.360%	7/31/2019	(235,000)	(235,000)
8/18/2017	66000543	Commerce Bank	1.370%	8/19/2019	(1,000,000)	(1,000,000)
9/17/2018	9128282G4	US Treasury Note	2.569%	9/15/2019	(9,000,000)	(8,851,242)
5/30/2019	115003689	Security Bank of KC	2.360%	8/30/2019	(10,000,000)	(10,000,000)
5/30/2019	313384KZ1	FHLB	2.379%	8/28/2019	(30,000,000)	(29,825,025)
<b>Calls/Maturities</b>					<b>(63,235,000)</b>	<b>(62,911,267)</b>
<b>Total</b>					<b>(54,586,306)</b>	<b>(54,262,573)</b>