



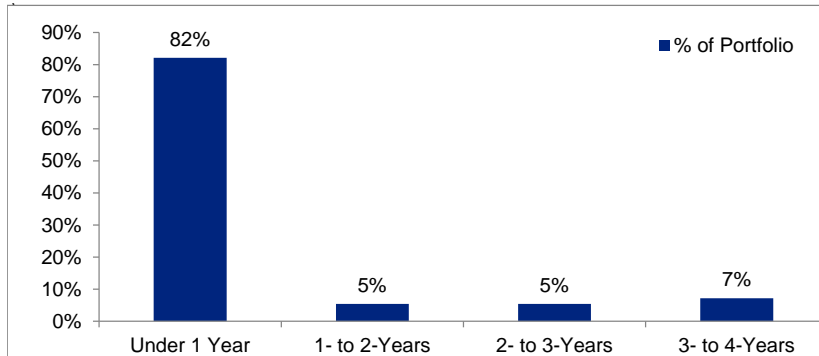
Unified Government of Wyandotte County and Kansas City, Kansas
Investment Portfolio Compliance Report
 December 31, 2021

Investment Summary - Aggregate Portfolio By Type of Investment

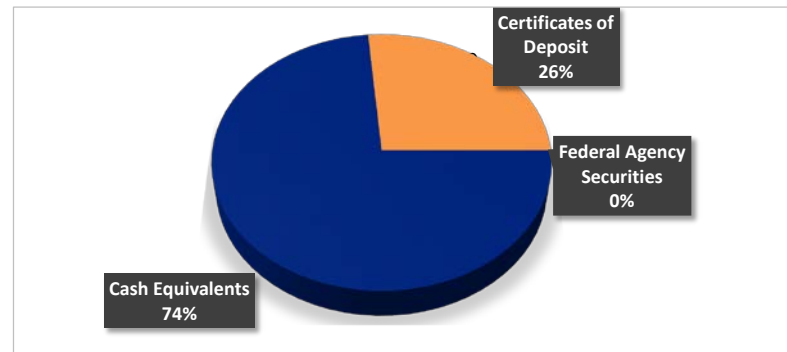
Security Type	Original Cost	Market Value ¹	Amortized Cost ²	% of Portfolio	% Permitted by Policy	In Compliance	Weighted Days to Maturity ³	Weighted Average Yield ³
Property Tax Held for Entities⁴	\$76,736,237	\$76,736,237	\$76,736,237	na		✓	-	0.25%
Cash Equivalents	\$205,464,763	\$205,464,763	\$205,464,763	74%	100%	✓	-	0.25%
Total Liquidity	\$205,464,763	\$205,464,763	\$205,464,763	74%			-	0.25%
Certificates of Deposit	\$73,705,000	\$73,705,000	\$73,705,000	26%	100%	✓	799	1.45%
Federal Agency Securities	\$0	\$0	\$0	0%	50%	✓	-	0.00%
Total Securities	\$73,705,000	\$73,705,000	\$73,705,000	26%			799	1.45%
Total Portfolio	\$279,169,763	\$279,169,763	\$279,169,763	100%			211	0.57%

- Market values provided by UMB Bank, Third-Party Safekeeping Custodial Agent. Recorded at time of settlement to reflect holding investments to maturity.
- Amortized cost is the original cost of the principal of the security adjusted for the amount of the periodic reduction of any discount or premium from the purchase date until the date of the report.
- Averages shown are weighted averages calculated based on original cost. Average maturity is shown as days.
- Property Tax collections temporarily held by the County on behalf of other governmental entities is not a part of the Unified Government's cash and investment value. The cash being held in trust is presented here for informational purposes.

Maturity Distribution



Sector Distribution





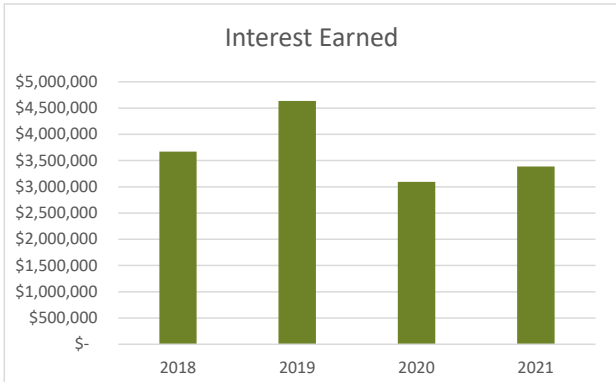
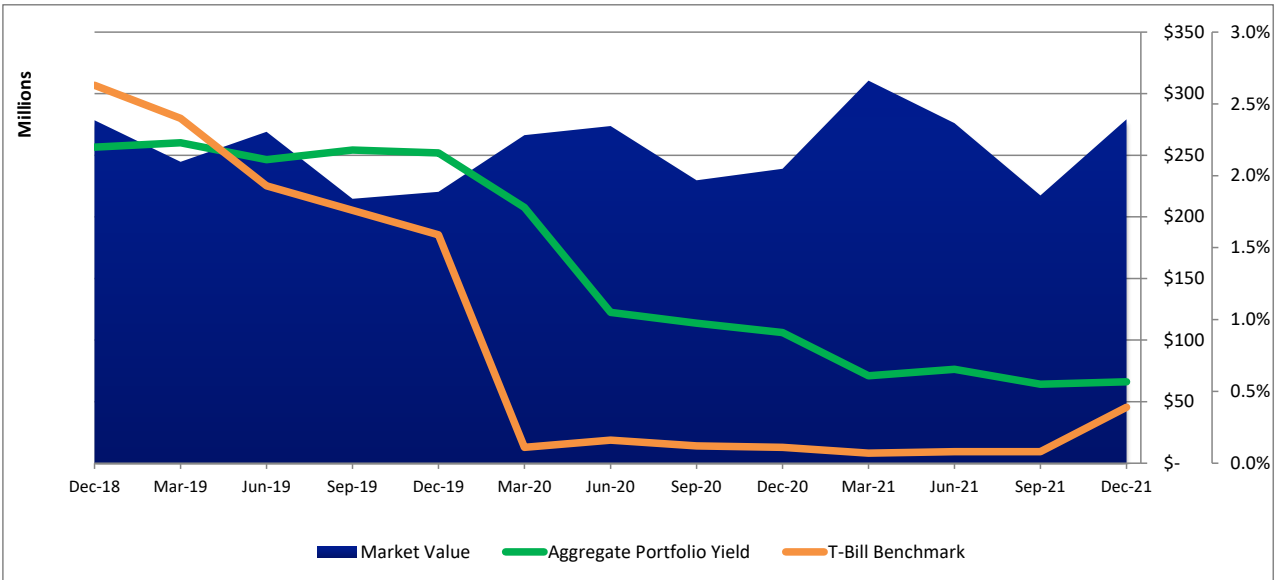
**Unified Government of Wyandotte County and Kansas City, Kansas
Investment Portfolio Compliance Report
December 31, 2021**

Compliance

	Yes	No
Liquidity	<input checked="" type="checkbox"/>	<input type="checkbox"/>
Permitted types of investments	<input checked="" type="checkbox"/>	<input type="checkbox"/>
Limits within investment categories	<input checked="" type="checkbox"/>	<input type="checkbox"/>
Limits within single agency/institution	<input checked="" type="checkbox"/>	<input type="checkbox"/>
Limits relating to maturity	<input checked="" type="checkbox"/>	<input type="checkbox"/>
The investment report herein shown along with ongoing income provides sufficient liquidity to meet estimated expenditures for next 6 months	<input checked="" type="checkbox"/>	<input type="checkbox"/>

Historic Portfolio Size

Aggregate Yield vs. US T-Bill Benchmark



Kathleen VonAchen

**Kathleen VonAchen
Chief Financial Officer**

December 31, 2021

Date



Unified Government of Wyandotte County and Kansas City, Kansas
Investment Portfolio Compliance Report
 December 31, 2021

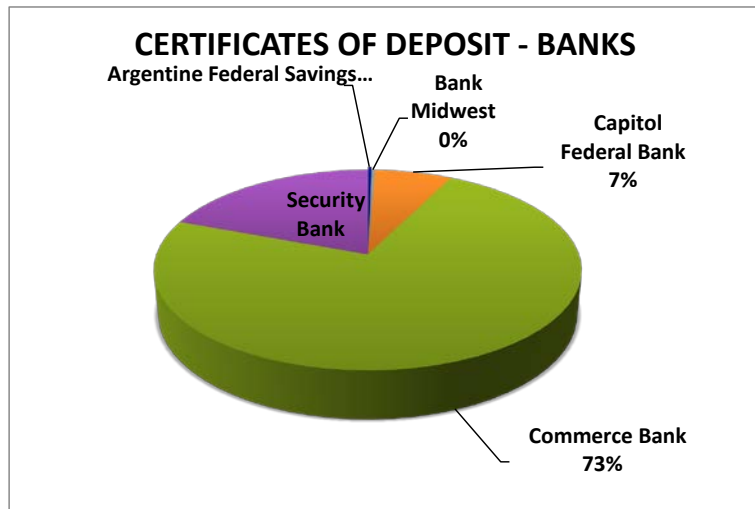
Issuer Detail - Aggregate Portfolio by Issuer

Issuer	Original Cost	Market Value ¹	% of Portfolio ³	% Permitted by Issuer	In Compliance ³	Weighted Average Maturity Days ²	Weighted Average Yield ²
Property Tax Held for Entities³	76,736,237	76,736,237	na	See note 3	✓	0	0.25%
UMB, Wyandotte Operating	205,326,763	205,326,763	74%	25%	✓	0	0.25%
UMB, Wyandotte Health	138,000	138,000	0%	25%	✓	0	0.00%
Cash Equivalents	205,464,763	205,464,763	74%		✓	0	0.25%
Argentine Federal Savings	235,000	235,000	0%	25%	✓	1	0.00%
Bank Midwest	235,000	235,000	0%	25%	✓	1	0.00%
Capitol Federal Bank	5,000,000	5,000,000	2%	25%	✓	6	0.18%
Commerce Bank	54,000,000	54,000,000	19%	25%	✓	744	0.78%
Security Bank of KC	14,235,000	14,235,000	5%	25%	✓	34	0.34%
Certificates of Deposit	73,705,000	73,705,000	26%		✓	799	1.45%
NA	-	-	0%	<i>50% of total portfolio</i>	✓	0	0.00%
NA	-	-	0.0%		✓	0	0.00%
Federal Agency Securities	-	-	0%		✓	0	0.00%
Grand Total	279,169,763	279,169,763	100%			211	0.57%

1. Market values provided by UMB Bank, Third-Party Safekeeping Custodial Agent.

2. Averages shown are weighted averages calculated based on original cost for the respective investment categories. Average maturity is shown as days.

3. Property Tax collections temporarily held by the County on behalf of other governmental entities is not a part of the Unified Government's cash and investment value for investment reporting purposes. The cash being held in trust is presented here for informational purposes.





Unified Government of Wyandotte County and Kansas City, Kansas
Investment Portfolio Compliance Report
4th Quarter 2021 - October 1, 2021 - December 31, 2021

Quarterly Transactions Detail - Aggregate Portfolio

Settlement Date	CUSIP	Issuer	Coupon	Maturity Date	Par	Original Cost
Thru Q4	NA	UMB, Wyandotte Operating	0.250%	12/31/2021	18,712,565	18,712,565
Thru Q4	NA	UMB, Wyandotte Health Reserve	0.250%	12/31/2021	(2,925,000)	(2,925,000)
Cash Equivalents					15,787,565	15,787,565
12/3/2021	343011501	Commerce Bank	0.649%	12/4/2023	5,000,000	5,000,000
12/3/2021	343011502	Commerce Bank	0.649%	12/4/2023	5,000,000	5,000,000
12/3/2021	343011500	Commerce Bank	0.649%	12/4/2023	5,000,000	5,000,000
12/3/2021	343011504	Commerce Bank	0.935%	12/3/2024	5,000,000	5,000,000
12/3/2021	343011505	Commerce Bank	0.935%	12/3/2024	5,000,000	5,000,000
12/3/2021	343011503	Commerce Bank	0.935%	12/3/2024	5,000,000	5,000,000
12/3/2021	343011506	Commerce Bank	1.120%	12/3/2025	5,000,000	5,000,000
12/3/2021	343011507	Commerce Bank	1.120%	12/3/2025	5,000,000	5,000,000
12/3/2021	343011508	Commerce Bank	1.120%	12/3/2025	5,000,000	5,000,000
12/3/2021	343011509	Commerce Bank	1.120%	12/3/2025	5,000,000	5,000,000
Purchases					50,000,000	50,000,000
5/11/2018	70167420	Capital Federal Bank	2.800%	11/11/2021	(4,000,000)	(4,000,000)
Calls/Maturities					(4,000,000)	(4,000,000)
Total					61,787,565	61,787,565