



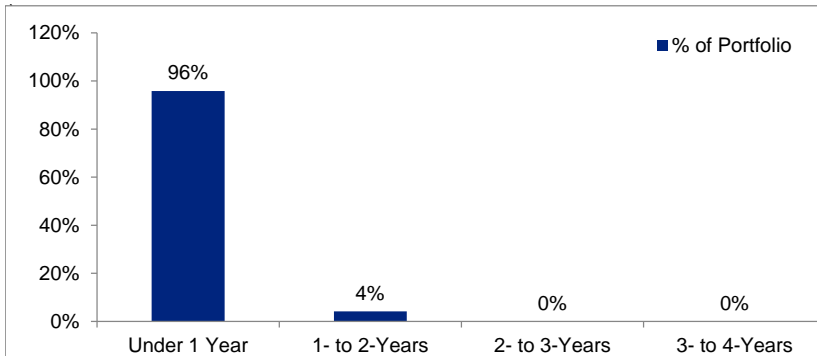
**Unified Government of Wyandotte County and Kansas City, Kansas**  
**Investment Portfolio Compliance Report**  
 March 31, 2021

**Investment Summary - Aggregate Portfolio By Type of Investment**

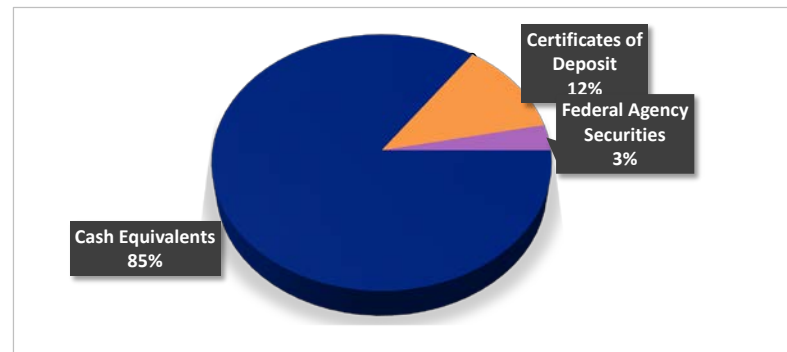
Security Type	Original Cost	Market Value <sup>1</sup>	Amortized Cost <sup>2</sup>	% of Portfolio	% Permitted by Policy	In Compliance	Weighted Days to Maturity <sup>3</sup>	Weighted Average Yield <sup>3</sup>
Property Tax Held for Entities <sup>4</sup>	\$1,930,270	\$1,930,270	\$1,930,270	na	see note 4	✓	-	0.25%
Cash Equivalents	\$263,504,730	\$263,504,730	\$263,504,730	85%	100%	✓	-	0.25%
<b>Total Liquidity</b>	<b>\$263,504,730</b>	<b>\$263,504,730</b>	<b>\$263,504,730</b>	<b>85%</b>			<b>-</b>	<b>0.25%</b>
Certificates of Deposit	\$37,000,000	\$37,000,000	\$37,000,000	12%	100%	✓	334	2.60%
Federal Agency Securities	\$9,950,906	\$10,096,695	\$9,984,192	3%	50%	✓	148	2.70%
<b>Total Securities</b>	<b>\$46,950,906</b>	<b>\$47,096,695</b>	<b>\$46,984,192</b>	<b>15%</b>			<b>482</b>	<b>5.29%</b>
<b>Total Portfolio</b>	<b>\$310,455,636</b>	<b>\$310,601,425</b>	<b>\$310,488,923</b>	<b>100%</b>			<b>45</b>	<b>0.61%</b>

- Market values provided by UMB Bank, Third-Party Safekeeping Custodial Agent. Recorded at time of settlement to reflect holding investments to maturity.
- Amortized cost is the original cost of the principal of the security adjusted for the amount of the periodic reduction of any discount or premium from the purchase date until the date of the report.
- Averages shown are weighted averages calculated based on original cost. Average maturity is shown as days.
- Property Tax collections temporarily held by the County on behalf of other governmental entities is not a part of the Unified Government's cash and investment value. The cash being held in trust is presented here for informational purposes.

**Maturity Distribution**



**Sector Distribution**





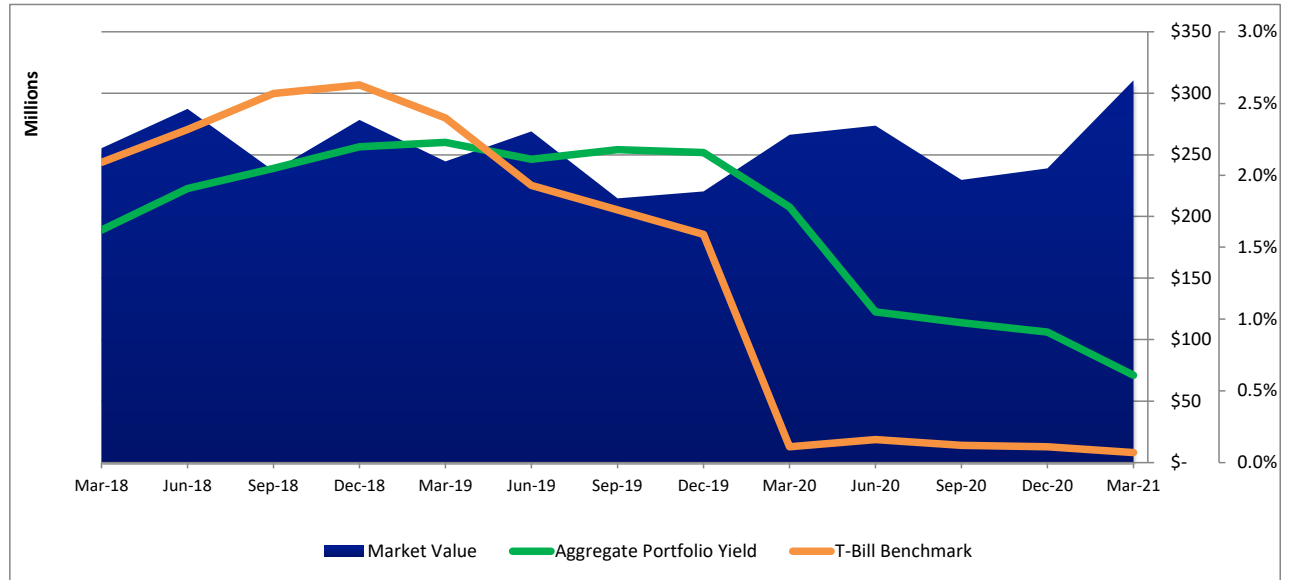
**Unified Government of Wyandotte County and Kansas City, Kansas  
Investment Portfolio Compliance Report  
March 31, 2021**

**Compliance**

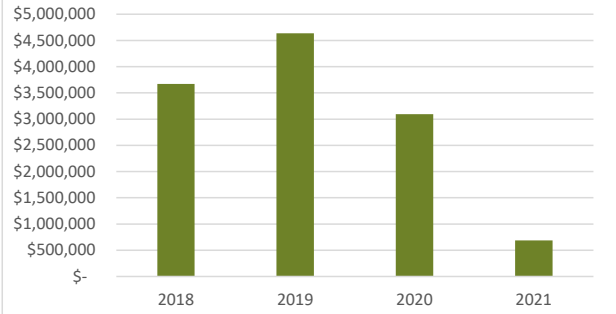
	Yes	No
Liquidity	<input checked="" type="checkbox"/>	<input type="checkbox"/>
Permitted types of investments	<input checked="" type="checkbox"/>	<input type="checkbox"/>
Limits within investment categories	<input checked="" type="checkbox"/>	<input type="checkbox"/>
Limits within single agency/institution	<input checked="" type="checkbox"/>	<input type="checkbox"/>
Limits relating to maturity	<input checked="" type="checkbox"/>	<input type="checkbox"/>
The investment report herein shown along with ongoing income provides sufficient liquidity to meet estimated expenditures for next 6 months	<input checked="" type="checkbox"/>	<input type="checkbox"/>

**Historic Portfolio Size**

**Aggregate Yield vs. US T-Bill Benchmark**



**Interest Earned**



*Kathleen VonAchen*

**Kathleen VonAchen  
Chief Financial Officer**

March 31, 2021

Date



**Unified Government of Wyandotte County and Kansas City, Kansas**  
**Investment Portfolio Compliance Report**  
 March 31, 2021

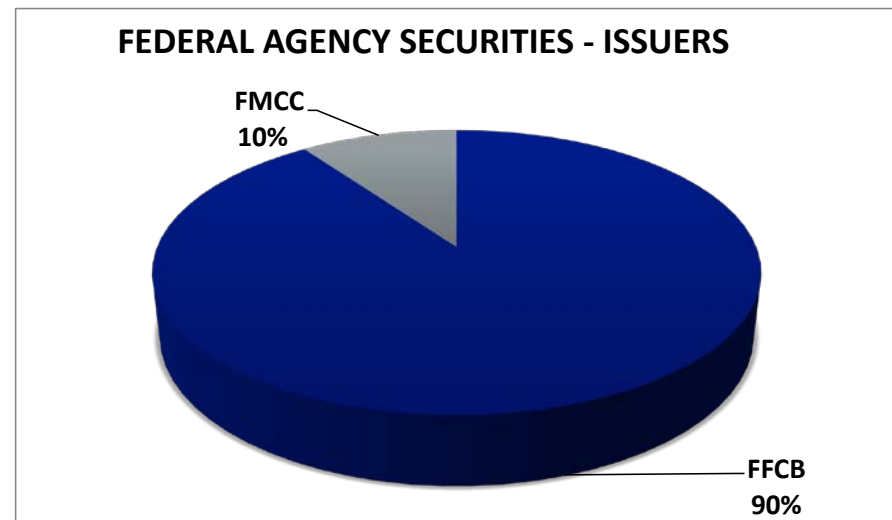

**Issuer Detail - Aggregate Portfolio by Issuer**

Issuer	Original Cost	Market Value <sup>1</sup>	% of Portfolio <sup>3</sup>	% Permitted by Issuer	In Compliance <sup>3</sup>	Weighted Average Maturity Days <sup>2</sup>	Weighted Average Yield <sup>2</sup>
<b>Property Tax Held for Entities<sup>3</sup></b>	<b>1,930,270</b>	<b>1,930,270</b>	<b>na</b>	<b>See note 3</b>	✓	<b>0</b>	<b>0.25%</b>
UMB, Wyandotte Operating	260,871,730	260,871,730	84%	25%	✓	0	0.25%
UMB, Wyandotte Health	2,633,000	2,633,000	1%	25%	✓	0	0.00%
<b>Cash Equivalents</b>	<b>263,504,730</b>	<b>263,504,730</b>	<b>85%</b>		✓	<b>0</b>	<b>0.25%</b>
Capitol Federal Bank	14,000,000	14,000,000	5%	25%	✓	97	1.02%
Commerce Bank	4,000,000	4,000,000	1%	25%	✓	44	0.27%
Security Bank of KC	19,000,000	19,000,000	6%	25%	✓	170	1.27%
<b>Certificates of Deposit</b>	<b>37,000,000</b>	<b>37,000,000</b>	<b>12%</b>		✓	<b>334</b>	<b>2.60%</b>
FFCB	8,951,940	9,096,300	3%	<i>50% of total portfolio</i>	✓	134	2.60%
FMCC	998,966	1,000,395	0.3%		✓	14	0.10%
<b>Federal Agency Securities</b>	<b>9,950,906</b>	<b>10,096,695</b>	<b>3%</b>		✓	<b>148</b>	<b>2.70%</b>
<b>Grand Total</b>	<b>310,455,636</b>	<b>310,601,425</b>	<b>100%</b>			<b>45</b>	<b>0.61%</b>

1. Market values provided by UMB Bank, Third-Party Safekeeping Custodial Agent.

2. Averages shown are weighted averages calculated based on original cost for the respective investment categories. Average maturity is shown as days.

3. Property Tax collections temporarily held by the County on behalf of other governmental entities is not a part of the Unified Government's cash and investment value for investment reporting purposes. The cash being held in trust is presented here for informational purposes.





**Unified Government of Wyandotte County and Kansas City, Kansas**  
**Investment Portfolio Compliance Report**  
**1st Quarter 2021 - January 1, 2021 - March 31, 2021**

**Quarterly Transactions Detail - Aggregate Portfolio**

Settlement Date	CUSIP	Issuer	Coupon	Maturity Date	Par	Original Cost
Thru Q1	NA	UMB, Wyandotte Operating	0.250%	3/31/2021	92,252,232	92,252,232
Thru Q1	NA	UMB, Wyandotte Health Reserve	0.250%	3/31/2021	1,421,000	1,421,000
<b>Cash Equivalents</b>					<b>93,673,232</b>	<b>93,673,232</b>
<b>Purchases</b>						
8/18/2017	66000543	Commerce Bank	1.530%	2/17/2021	(2,000,000)	(2,000,000)
2/16/2018	1150009569	Security Bank of KC	2.250%	2/16/2021	(5,000,000)	(5,000,000)
3/26/2018	70166254	Capitol Federal Bank	2.550%	3/26/2021	(5,000,000)	(5,000,000)
1/10/2019	115003065	Security Bank of KC	2.550%	1/11/2021	(5,000,000)	(5,000,000)
1/10/2019	115003066	Security Bank of KC	2.550%	1/11/2021	(5,000,000)	(5,000,000)
<b>Calls/Maturities</b>					<b>(22,000,000)</b>	<b>(22,000,000)</b>
<b>Total</b>					<b>71,673,232</b>	<b>71,673,232</b>