

Kansas City, Kansas Community Survey Summary

January 2008

Prepared by the
Unified Government Research Division
April 2008

TABLE OF CONTENTS

Overall Summary.....	1 - 15
Combined Neighborhood Summary.....	16 - 25
Appendix A – Detailed Combined Neighborhood Summaries for Ques. 3, 5 & 6.....	A1 - A31
Demographic Data Comparison.....	A32 - A33
Results of Survey Questions.....	A34 - A37
Detailed Listing of Open-Ended Responses	A38 - A56
Appendix B – Copy of Survey Sent.....	B1 - B5

Introduction

On January 14, 2008 a community survey was sent to randomly selected residents of Kansas City, Kansas. The purpose of the survey was to gain an understanding of the thoughts of residents on several important issues regarding our community. Some of the topics included in the survey were related to continued sales and use of fireworks, a smoking ban, prioritizing spending of future government revenues, a one-fourth (1/4) cent sales tax increase to fund government services and a proposed scholarship program called the DOTTE Promise. The results from the survey will assist local elected leaders in making decisions which reflect, as much as possible, community attitudes.

This summary contains a main section that will discuss the results of each question of the survey. Other sections include a summary by various areas, or combined neighborhoods, in Kansas City, Kansas. Appendix A contains detailed combined neighborhood analysis charts and tables, a demographic question data comparison, detailed survey question results and detailed listings of open-ended responses and general comments. Appendix B contains a copy of the survey that was sent out.

Response Rate

A total of 2,739 surveys were mailed and delivered to randomly selected addresses in Kansas City, Kansas. A total of 775 completed surveys were returned. The adjusted response rate for the survey was 28.3% which is good for this type of city-wide mail survey¹. This response rate is adjusted for addresses that were vacant or invalid and therefore a survey not delivered. A total of 604 surveys were mailed and delivered in Spanish along with one in English to the Argentine, Armourdale and Riverview neighborhoods. A total of eight (8) surveys were completed and returned in Spanish.

Weighting Responses

Surveys completed and returned had the demographic questions analyzed to determine how the respondents of the survey compare to the city overall based on Census data. For example, for this survey the percent of respondents over 65 years of age was higher compared to Census data for the city overall. Therefore those over the age of 65 were over-represented in the survey results. To balance this effect of over-representation the survey data was statistically weighted by race and age. (See Table 29 in Appendix A.)

Survey Results Summary

Below are results to the survey questions. A brief highlight is provided for each question as well as a graphic to illustrate the summary data. The following results are for all responses that were received. The detailed responses to each question can be found in Appendix A. Later in this report, summaries will be provided by combined neighborhoods.

¹ The number of completed surveys received ensures a 95% confidence level with at least +/- 5%. In other words, we are 95% sure that the surveys completed and returned reflect the overall thoughts and opinions of all residents in Kansas City, KS plus or minus 5%.

Note: Throughout this summary references are made to various groups of respondents and how they were more or less supportive than other groups regarding survey questions. This is based on a statistical test of significance called chi-square. If analysis results were at or below the chi-square level of significance (.05 or less) then the data was looked at more closely to see what group(s) is more likely than others to display certain results.

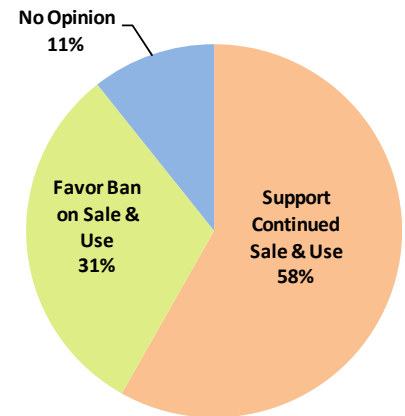
Survey Results Summary, cont.

QUESTION 1 – Which statement best describes your opinion regarding the sale and use of fireworks in Kansas City, Kansas?

- Overall, 58% of respondents indicated they **supported continued sale and use of fireworks**.

Characteristics of respondents more in **support of continued sale and use of fireworks** than other groups were:

- Persons ages 18 to 44 years old (68%)
- Black/African American persons (63%)
- Families with children (68%)



- Overall, 31% of respondents indicated they **favor a ban** on the sales and use of fireworks.

Groups more likely in **favor of a ban on sales and use of fireworks** were:

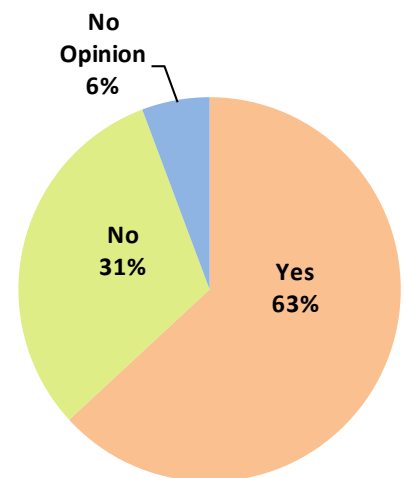
- Persons aged 55 – 64 years of age (42%)
- Persons aged 65 years or older (61%)
- White persons (37%)
- Single or married families with no children (43%)

QUESTION 2 – Would you support a city ordinance banning smoking in enclosed places of employment and all public enclosed spaces in Kansas City, Kansas?

- Overall, nearly two-thirds (63%) of respondents **favor an ordinance banning smoking**.

Characteristics of respondents in more **support of an ordinance banning smoking** than other groups were:

- Persons aged 24-34 years of age (70%)
- Persons aged 65 years of age or older (74%)
- Hispanic persons (71%)
- Households with income over \$50,000 (71%)
- Married couples with or without children (73%)



- Overall, 31% of respondents were **not in favor** of an ordinance banning smoking.

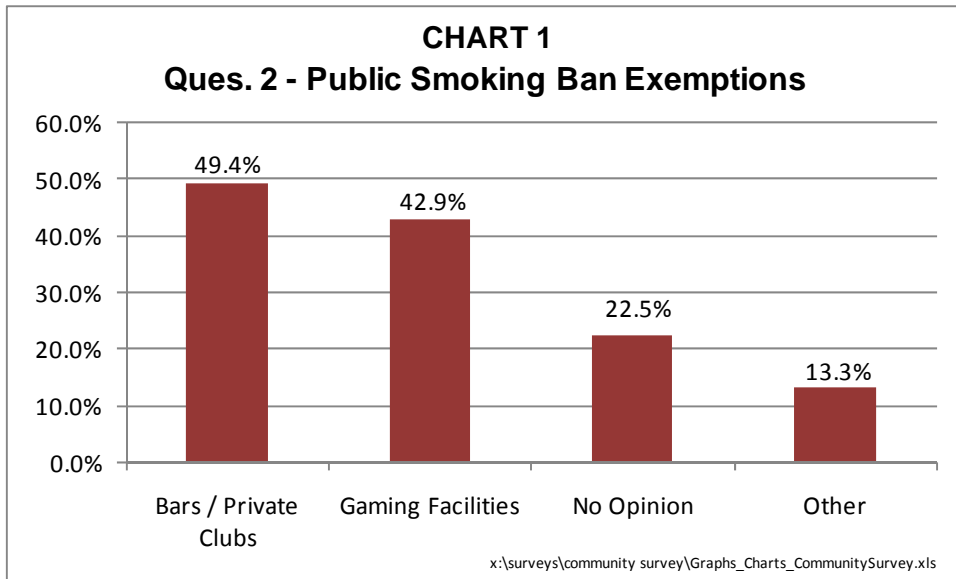
Groups more likely to **not favor a smoking ban ordinance** are characterized as being:

- Persons aged 18 to 24 years old (37%)
- Persons aged 45 to 64 years old (38%)
- Black/African American persons (37%)
- Single adults with or without children (38%)

Survey Results Summary, cont.

QUESTION 2, cont. – Part B – If a public smoking ban is adopted by the Unified Government should any of the following be exempted from such a ban?

- Nearly half of respondents (49%) indicated they would like a **smoking ban exemption in bars / private clubs**. (See Chart 1 below.)



QUESTION 3 – How would you prioritize the spending of additional gaming and Village West sales taxes by the Unified Government?

- Seventy-two percent (72%) of respondents indicated **Property Tax Reduction with Maintaining Services at Current Level** as their highest priority in regards to spending additional gaming and Village West sales tax revenues. This category is followed by Police Services (49%), Streets/Bridges (45%) & Fire Services (44%). (See Chart 2 and Table 1).
- Chart 3 shows the overall scores for each service listed. **Property Tax Reduction with Maintaining Services at Current Level** was identified as having the highest spending priority. This is followed by **Streets/Bridges** and **Police Services**. (See Chart 3 and Table 1). (Note: The overall scores consider all responses from highest to lowest priority and take an average of these responses.)

QUESTION 3, cont. – How would you prioritize the spending of additional gaming and Village West sales taxes by the Unified Government?

Survey Results Summary, cont.

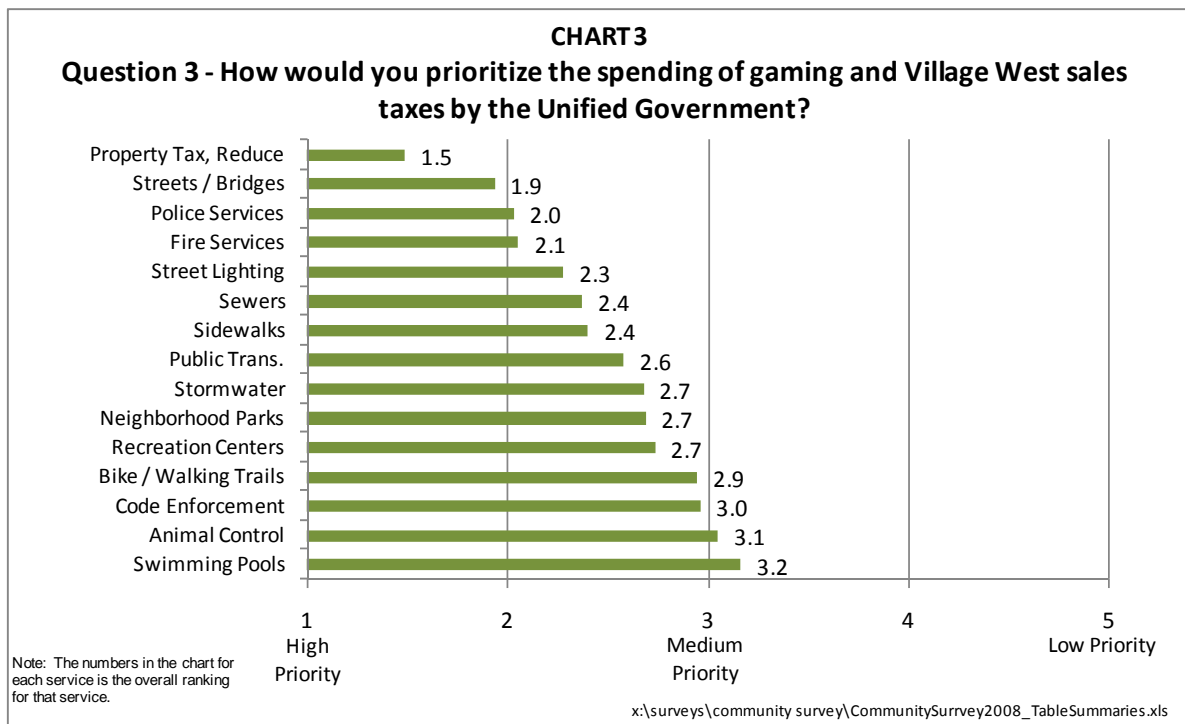
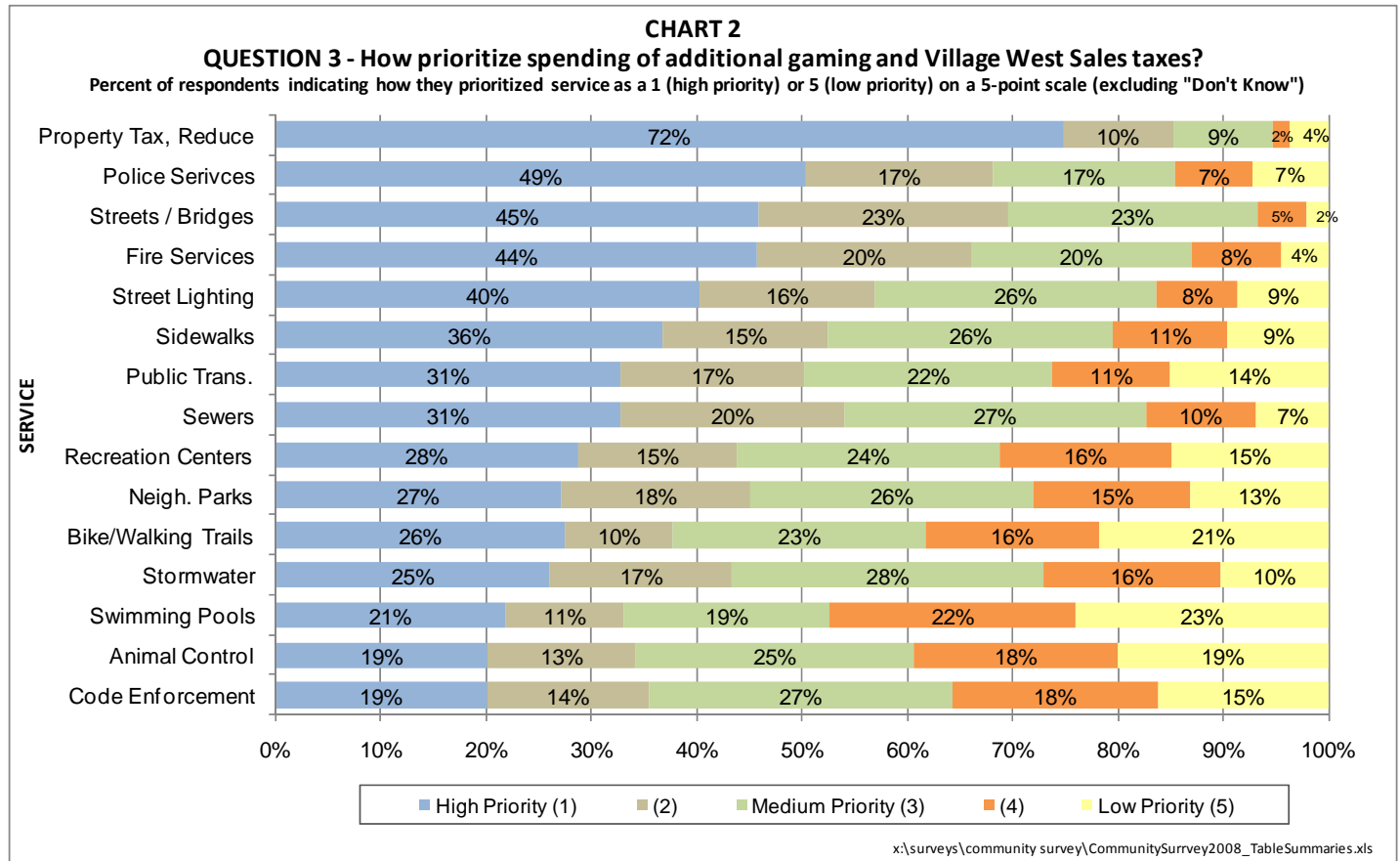


TABLE 1
QUESTION 3
KANSAS CITY, KANSAS COMMUNITY SURVEY, 2008

Q3 - How would you prioritize the spending of additional gaming and Village West sales taxes by the Unified Government?

Service	High Priority				Medium Priority				Low Priority		Don't Know		Total Responses		Overall Score*	Overall Score Rank
	1		2		3		4		5		9					
	#	Pct	#	Pct	#	Pct	#	Pct	#	Pct	#	Pct	#	Pct		
Property Tax Reduction, Maintain Services at Current Level	537	71.9%	75	10.0%	68	9.1%	12	1.6%	26	3.5%	29	3.9%	747	100.0%	1.49	1
Streets / Bridges	335	44.7%	172	23.0%	172	23.0%	34	4.5%	16	2.1%	20	2.7%	749	100.0%	1.94	2
Police Services (additional personnel, equipment, services, facilities, etc.)	369	48.5%	129	17.0%	127	16.7%	53	7.0%	53	7.0%	30	3.9%	761	100.0%	2.03	3
Fire Services (additional personnel, equipment, services, facilities, etc.)	335	44.3%	148	19.6%	153	20.2%	62	8.2%	33	4.4%	25	3.3%	756	100.0%	2.06	4
Street Lighting	291	39.5%	120	16.3%	193	26.2%	55	7.5%	63	8.5%	15	2.0%	737	100.0%	2.28	5
Sewers	225	31.0%	146	20.1%	196	27.0%	72	9.9%	47	6.5%	40	5.5%	726	100.0%	2.37	6
Sidewalks (curbs, gutters, etc.)	268	35.5%	114	15.1%	196	26.0%	79	10.5%	69	9.2%	28	3.7%	754	100.0%	2.40	7
Expand / Improve Public Transportation	232	31.1%	123	16.5%	166	22.3%	79	10.6%	106	14.2%	40	5.4%	746	100.0%	2.58	8
Stormwater (control & prevention)	189	25.1%	125	16.6%	213	28.3%	122	16.2%	74	9.8%	29	3.9%	752	100.0%	2.68	9
Neighborhood Parks	199	26.6%	132	17.6%	198	26.4%	109	14.6%	96	12.8%	15	2.0%	749	100.0%	2.69	10
Recreation Centers	210	27.9%	111	14.7%	182	24.2%	119	15.8%	109	14.5%	22	2.9%	753	100.0%	2.73	11
Bike / Walking Trails	200	26.4%	74	9.8%	174	23.0%	119	15.7%	158	20.9%	32	4.2%	757	100.0%	2.95	12
Code Enforcement	141	18.8%	108	14.4%	202	26.9%	137	18.3%	113	15.1%	49	6.5%	750	100.0%	2.96	13
Animal Control	145	19.1%	100	13.2%	190	25.0%	138	18.2%	144	18.9%	43	5.7%	760	100.0%	3.05	14
Swimming Pools	156	20.8%	80	10.7%	140	18.6%	167	22.2%	171	22.8%	37	4.9%	751	100.0%	3.16	15
Other	83	51.2%	17	10.5%	9	5.6%	17	10.5%	6	3.7%	30	18.5%	162	100.0%	1.83	---

Note: A score of "1" indicates a "High Priority" service whereas a score of "5" reflects a "Low Priority" service.

*The overall score is based on the average of the valid responses for each category. This score gives an indication of the responses. However, the actual distribution of the scores provide a more accurate summary of how persons responded to each category.

**Responses of "Don't Know" or with no responses were not included in the above results.

QUESTION 4 – How would you rate the overall quality of current services provided by the Unified Government?

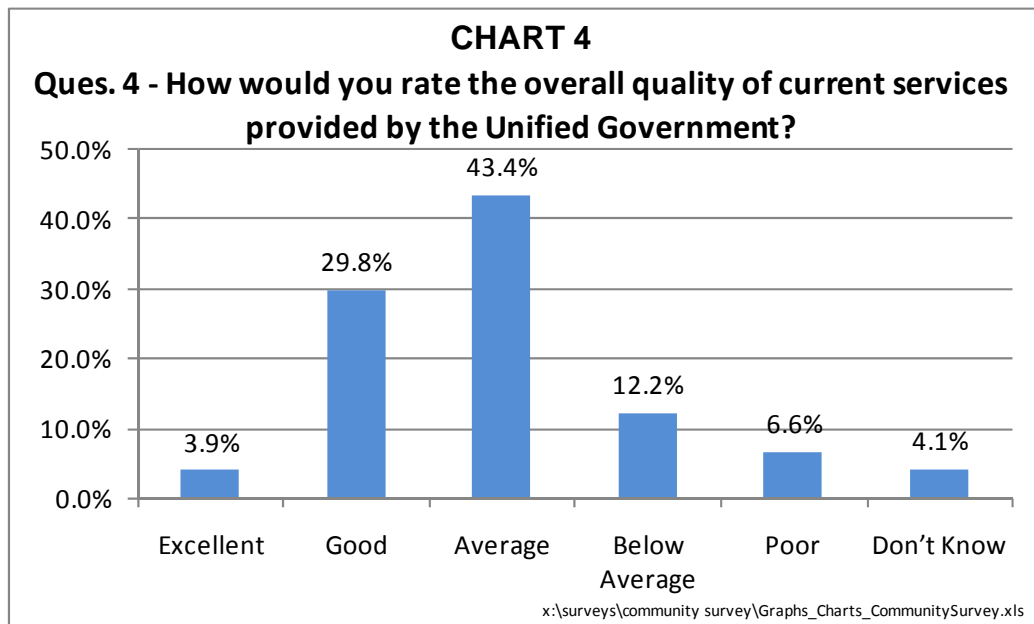
- Overall, over three-quarters (77%) or respondents indicated that the overall **quality of services** provided by the Unified Government are **average or better**. (See Chart 4.)

Respondents that felt more than other groups **city services were average or better** were characterized as being:

- Aged 45 years or older (81%)
 - White or Hispanic (83%)
 - Households with income between \$25,000 and \$49,999 as well as those with income over \$75,000 (84%)
 - Married couples with or without children (83%)
- Overall, 19% of respondents indicated the overall quality of services provided by the Unified Government to be **below average or poor**.

Groups more likely to indicate city services being **below average or poor** were:

- Persons aged 18 to 24 years (22%)
- Black/African American (32%)
- Household with income under \$25,000 (28%)
- Single adults with or without children (24%)



Survey Results Summary, cont.

QUESTION 5 – Do you support a one-fourth (1/4) cent sales tax increase to help fund one or more of the following services?

- Over 50% of respondents indicated that they were **very or somewhat supportive** of a one-quarter (1/4) cent sales tax increase for **additional police officers (55%), infrastructure (51%) and public transportation (52%)**. (See Chart 5 and Table 2).
- The responses of “Neutral” and “Don’t Know” accounted for approximately 25% of the responses for each service category listed.
- On a scale of 1 (very supportive) to 5 (not supportive) **additional police officers** had an overall score of 2.4 which was the most supportive service of those listed. (See Chart 6 and Table 2).

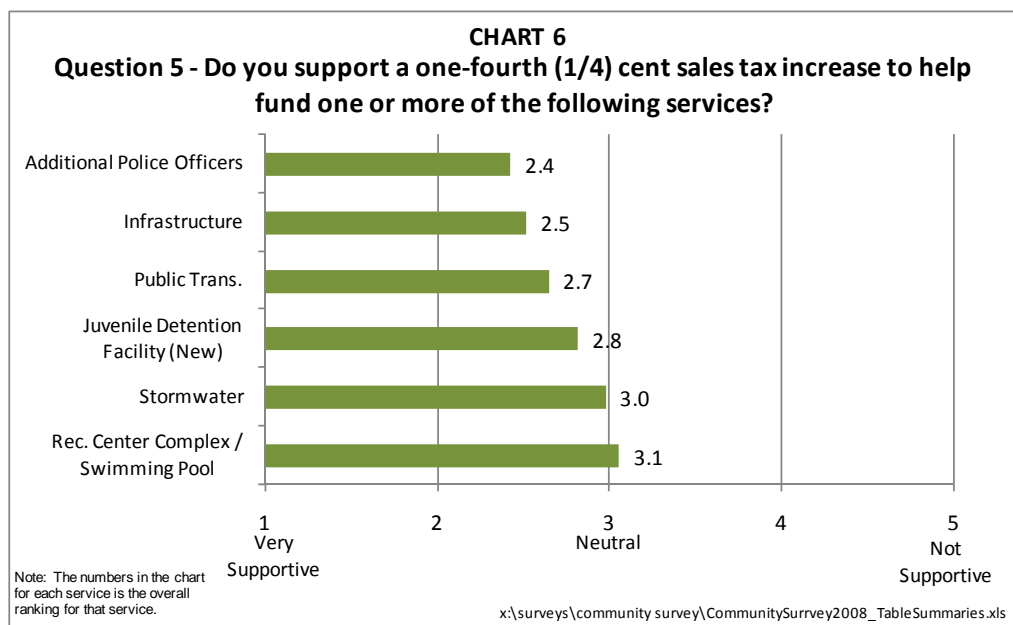
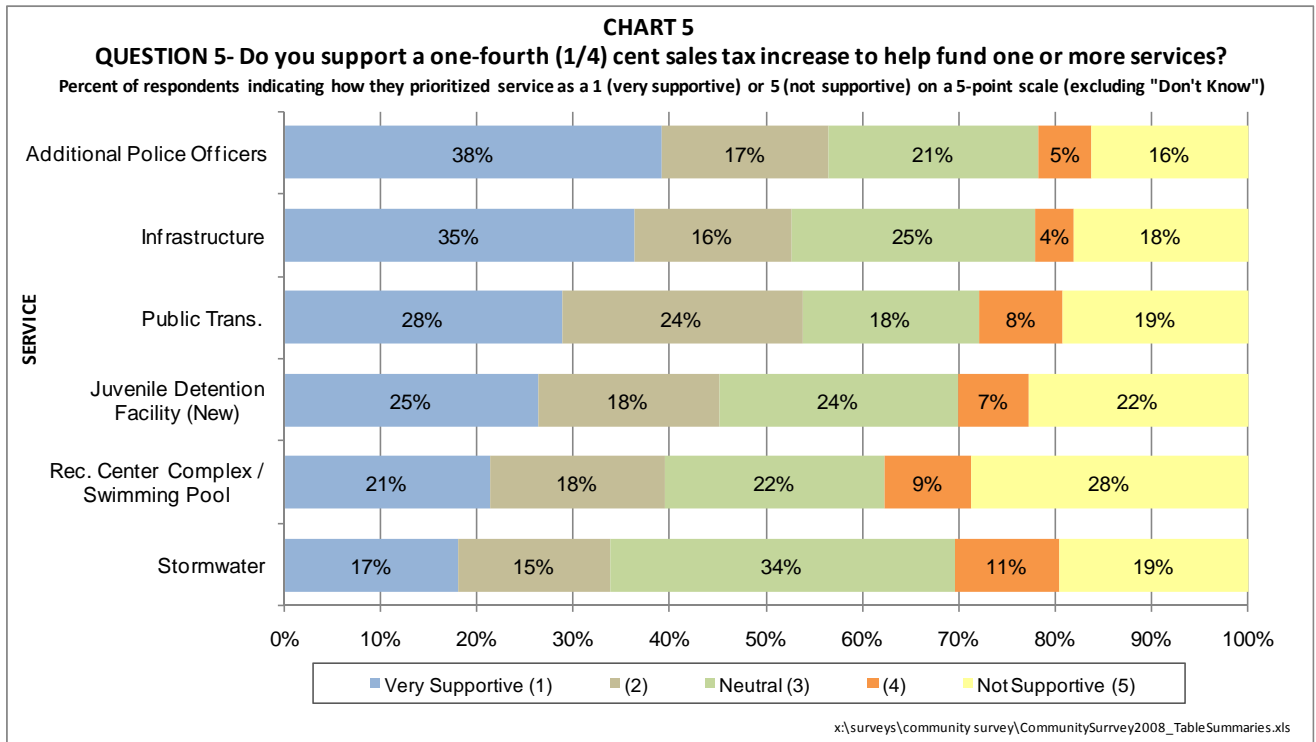


TABLE 2
QUESTION 5
KANSAS CITY, KANSAS COMMUNITY SURVEY, 2008

Q5- Do you support a one-fourth (1/4) cent sales tax increase to help fund one or more of the following services?

Service	Very Supportive		Neutral				Not Supportive		Don't Know		Total Responses		Overall Score*	Overall Score Rank		
	1		2		3		4		5		9					
	#	Pct	#	Pct	#	Pct	#	Pct	#	Pct	#	Pct				
Additional Police Officers	293	38.2%	129	16.8%	163	21.3%	41	5.3%	122	15.9%	19	2.5%	767	100.0%	2.43	1
Infrastructure (streets / sewers / sidewalks / street lighting, etc.)	269	35.3%	121	15.9%	189	24.8%	29	3.8%	135	17.7%	20	2.6%	763	100.0%	2.52	2
Expand / Improve Public Transportation	212	27.7%	184	24.1%	135	17.7%	64	8.4%	142	18.6%	27	3.5%	764	100.0%	2.65	3
New Separate Juvenile Detention Facility	189	25.0%	135	17.9%	179	23.7%	52	6.9%	165	21.8%	36	4.8%	756	100.0%	2.82	4
Stormwater (control & prevention)	132	17.3%	115	15.1%	261	34.3%	80	10.5%	143	18.8%	31	4.1%	762	100.0%	2.98	5
Recreation Center Complex / Swimming Pool	157	20.5%	135	17.6%	168	21.9%	67	8.7%	213	27.8%	26	3.4%	766	100.0%	3.06	6
Other	76	56.3%	11	8.1%	7	5.2%	1	0.7%	16	11.9%	24	17.8%	135	100.0%	1.83	---

Note: A score of "1" indicates "Very Supportive" whereas a score of "5" reflects "Not Supportive".

*The overall score is based on the average of the valid responses for each category. This score gives an indication of the responses. However, the actual distribution of the scores provide a more accurate summary of how persons responded to each category.

**Responses of "Don't Know" or with no responses were not included in the above results.

X:\surveys\Community Survey 2007[CommunitySurvey2008_TableSummaries.xls]Q5_Add. Gaming VW Sales Tax
 4/14/2008

Survey Results Summary, cont.

QUESTION 4 and 3 – Analysis of Overall Quality of Services (Ques. 4) and Prioritize Spending of Additional Revenues (Ques. 3)

- Table 3 below shows that respondents indicating the overall quality of Unified Government services to be average or above gave a higher priority to spending additional revenues on **streets/bridges, police services** and **fire services**. Notice also that **property tax reduction** ranked as a fairly high priority regardless of how respondents ranked the overall quality of Unified Government services.

TABLE 3
Overall Scores for
Overall Quality of Services (Ques. 4) by
How Prioritize Spending Additional Revenues (Ques. 3)
 (Score of 1 = "High Priority" and score of 5 = "Low Priority")

Service	Overall Quality of Unified Govt. Services				
	Excellent	Good	Average	Below Average	Poor
Property Tax Reduction	1.50	1.44	1.41	1.56	1.87
Streets / Bridges	1.89	1.79	1.92	2.03	2.48
Sewers	2.38	2.33	2.39	2.43	2.41
Sidewalks	2.46	2.29	2.45	2.38	2.70
Street Lighting	2.33	2.07	2.37	2.49	2.13
Police Services	1.89	1.71	2.06	2.35	2.96
Animal Control	2.43	2.98	3.08	3.02	3.51
Code Enforcement	2.61	2.85	2.98	3.08	3.38
Fire Services	2.03	1.90	2.10	2.20	2.18
Stormwater	2.41	2.65	2.74	2.72	2.53
Neighborhood Parks	2.50	2.82	2.58	2.89	2.56
Biking / Walking Trails	2.62	3.17	2.88	3.02	2.40
Recreation Centers	2.57	2.75	2.72	2.95	2.49
Swimming Pools	3.08	3.20	3.18	3.10	2.93
Public Trans-Expand / Imprv.	2.23	2.53	2.62	2.57	2.74

Note: A score of "1" indicates a "High Priority" service whereas a score of "5" reflects a "Low Priority" service.

*The overall score is based on the average of the valid responses for each category. This score gives an indication of the responses. However, the actual distribution of the scores provide a more accurate summary of how persons responded to each category.

**Responses of "Don't Know" or with no responses were not included in the above results.

X:\surveys\Community Survey 2007[q3 and q4 crosstab output_3-26-08.xls]Table

Survey Results Summary, cont.

QUESTION 4 and 5 – Analysis of Overall Quality of Services (Ques. 4) and Support of one-fourth (1/4) sales tax increase (Ques. 5)

- Generally, the higher the respondent ranked the overall quality of Unified Govt. services, the more likely they were to be supportive of specific sales tax initiatives.

TABLE 4
Overall Quality of Services (Ques. 4) by
Support One-Fourth (1/4) Cent Sales Tax Increase (Ques. 5)
 (Score of 1 = "Very Supportive" and score of 5 = "Not Supportive")

Service	Quality of Overall Unified Govt. Services				
	Excellent	Good	Average	Below Average	Poor
Infrastructure	2.39	2.32	2.51	2.67	3.04
Additional Police officers	2.08	2.04	2.44	2.82	3.59
Stormwater	2.63	2.76	3.05	3.33	3.04
Recreation Complex/Swimming Pool	3.04	3.05	3.09	3.05	2.89
Public Transportation	2.54	2.54	2.66	2.74	2.98
Juvenile Detention Facility	2.50	2.68	2.85	2.82	3.38

Note: A score of "1" indicates a "Very Supportive" service whereas a score of "5" reflects a "Not Supportive" service.

*The overall score is based on the average of the valid responses for each category. This score gives an indication of the responses. However, the actual distribution of the scores provide a more accurate summary of how persons responded to each category.

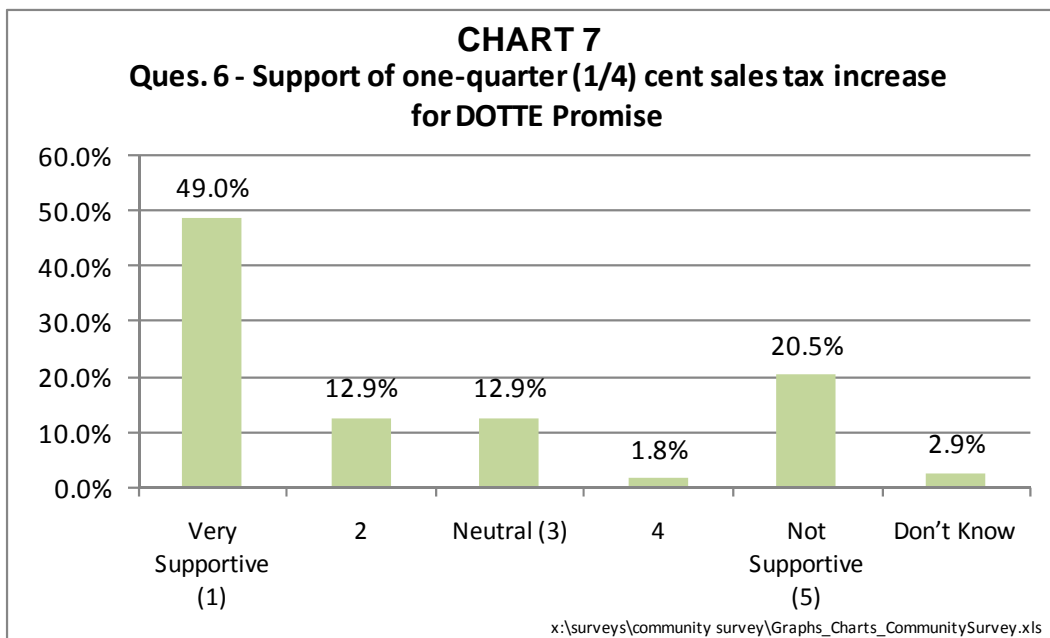
**Responses of "Don't Know" or with no responses were not included in the above results.

X:\surveys\Community Survey 2007[q5 and q4 crosstab output_3-26-08.xls]Table

Survey Results Summary, cont.

QUESTION 6 – Do you support a one-fourth (1/4) cent sales tax increase for the DOTTE Promise?

- **Nearly two-thirds (62%)** of the respondents indicated they were **supportive** of a one-quarter (¼) cent sales tax increase to support the DOTTE Promise. (See Chart 7 below.)
- Below are the characteristics of those groups **more supportive** of the DOTTE Promise:
 - Females (67%)
 - Persons under 45 years of age (75%)
 - Hispanic persons (87%)
 - Married couples with children (73%)
- Below are the characteristics of those groups **less supportive** of the DOTTE Promise:
 - Males (55%)
 - Persons 45 to 64 years of age (53%)
 - Persons 65 years of age and older (38%)
 - White persons (52%)
 - Married or single adults without children (54%)
- Respondents to question 6 had more of an opinion which was either for (“Very Supportive”) or against (“Not Supportive”) the DOTTE Promise and fewer responses of “Neutral” or “Don’t Know”. This is in contrast to question 5 which also asked about a one-quarter (1/4) cent sales tax increase regarding select city services. On question 5, respondents indicated that they were more likely than those on the DOTTE Promise to indicate being “Neutral” or “Don’t Know” on the sales tax increase.



Open-Ended Response Summary

There were several opportunities for respondents to provide open-ended comments or responses. These occurred in question 2 (smoking ban), question 3 (spending of additional revenue), question 5 (support ¼ cent sales tax increase) and a place at the end of the survey for respondents to list or discuss any additional comments. (See Tables 5 – 8 for open-ended comments and responses; See Appendix A for a detailed listing of all comments and responses.)

TABLE 5
Kansas City, Kansas Community Survey, 2008
Summary of Ques. 2 Comments
"Exemptions for smoking ban"

	Count	Pct.
Ban everywhere, no exemptions	37	35.2%
Restaurants	26	24.8%
Other comment	9	8.6%
Private businesses - designated area	9	8.6%
Outdoor places / events	7	6.7%
Allow everywhere	4	3.8%
Private businesses and homes	4	3.8%
Area designated for smoking	3	2.9%
Bowling alleys	2	1.9%
Gambling (casinos, bingo, dog track)	2	1.9%
Private clubs	1	1.0%
Place of employment / work	1	1.0%
Total	105	100.0%

X:\surveys\Community Survey 2007\[Open-ended Responses Tables.xls]Gnrl Comments

Open-Ended Response Summary, cont

**TABLE 6
Kansas City, Kansas Community Survey, 2008
Summary of Ques. 3 Comments
"Spending additional gaming & Village West sales tax revenues"**

	Count	Pct.
Schools - improve overall	26	24.1%
Other comment	11	10.2%
Social services programs/assistance - provide / increase	14	13.0%
Development - more / better residential / commercial	9	8.3%
Code enforcement - improve; need cleaner city	9	8.3%
Police - crime	6	5.6%
Snow removal - improve	6	5.6%
Government - improve	4	3.7%
Recycling Program needed (curbside)	4	3.7%
Neighborhood -favorable/like	4	3.7%
Property taxes - reduce, too high	3	2.8%
Transportation - improve / increase bus service	3	2.8%
Parks / bike trails needed or improved; swimming pool	2	1.9%
Street lights needed	2	1.9%
Streets - improve	1	0.9%
Infrastructure improvements - streets, curbs, sidewalks, sewers	1	0.9%
County/City - favorable comment	1	0.9%
Drugs - decrease, control, rehab	1	0.9%
Fire - improve overall	1	0.9%
Total	108	100.0%

X:\surveys\Community Survey 2007\[Open-ended Responses Tables.xls]Gnrl Comments

Open-Ended Response Summary, cont

TABLE 7
Kansas City, Kansas Community Survey, 2008
Summary of Ques. 5 Comments
"Support 1/4 cent sales tax increase to help fund services"

	Count	Pct
Other comment	15	15.2%
Schools - improve overall	12	12.1%
Parks / bike trails needed or improved; swimming pool	12	12.1%
Development - more / better residential / commercial	9	9.1%
Social services programs/assistance - provide / increase	8	8.1%
Government - improve	6	6.1%
Fire - improve overall	6	6.1%
Tax abatements/incentives - limit	6	6.1%
Property taxes - reduce, too high	5	5.1%
Tax comments, other	5	5.1%
Police - crime	4	4.0%
Recycling Program needed (curbside)	4	4.0%
Infrastructure improvements - streets, curbs, sidewalks, sewers	3	3.0%
Transportation - improve / increase bus service	2	2.0%
Code enforcement - improve; need cleaner city	2	2.0%
Total	99	100.0%

X:\surveys\Community Survey 2007\Open-ended Responses Tables.xls\Gnrl Comments

Open-Ended Response Summary, cont

TABLE 8
Kansas City, Kansas Community Survey, 2008
Summary of General Comments

	Count	Pct.
Property taxes - reduce, too high	57	18.3%
Other comment	41	13.1%
County/City - favorable comment	30	9.6%
Code enforcement - improve; need cleaner city	16	5.1%
Police - crime	15	4.8%
Government - improve	15	4.8%
Infrastructure improvements - streets, curbs, sidewalks, sewers	15	4.8%
Streets - improve	13	4.2%
Deveopment - more / better residential / commercial	11	3.5%
Schools - improve overall	11	3.5%
Transportation - improve / increase bus service	11	3.5%
DOTTE Promise - improve idea / expand	10	3.2%
Snow removal - improve	10	3.2%
Taxes - no new taxes	9	2.9%
Police - traffic enforcement, improve	6	1.9%
Parks / bike trails needed or improved; swimming pool	6	1.9%
Smoking - ban	5	1.6%
Homeless shelter - needed	4	1.3%
Recycling Program needed (curbside)	4	1.3%
Utility rates or other utility concerns	4	1.3%
Tax comments, other	3	1.0%
Animal Control	3	1.0%
Drugs - decrease, control, rehab	2	0.6%
Fireworks - need to ban	2	0.6%
Small businesses - support	2	0.6%
Social service programs - needed / improve	2	0.6%
Street lights needed	2	0.6%
Sales tax - rate too high in Village West	1	0.3%
Sales tax - supportive of increase	1	0.3%
Vacant lots or abandoned home address	1	0.3%
Total	312	100.0%

Combined Neighborhood Summary Section

COMBINED NEIGHBORHOOD SUMMARY

In addition to an overall analysis of the data, the results of the survey were analyzed based on five combined neighborhoods (see map on following page). This was done to identify any variation between neighborhoods regarding the survey questions.

Table 9 below shows the number of surveys sent to each combined neighborhood as well as other response information. The Northwest area had the highest adjusted response rate (38.5%) followed by the Northcentral (29.2%) and Southeast (27.3%) areas.

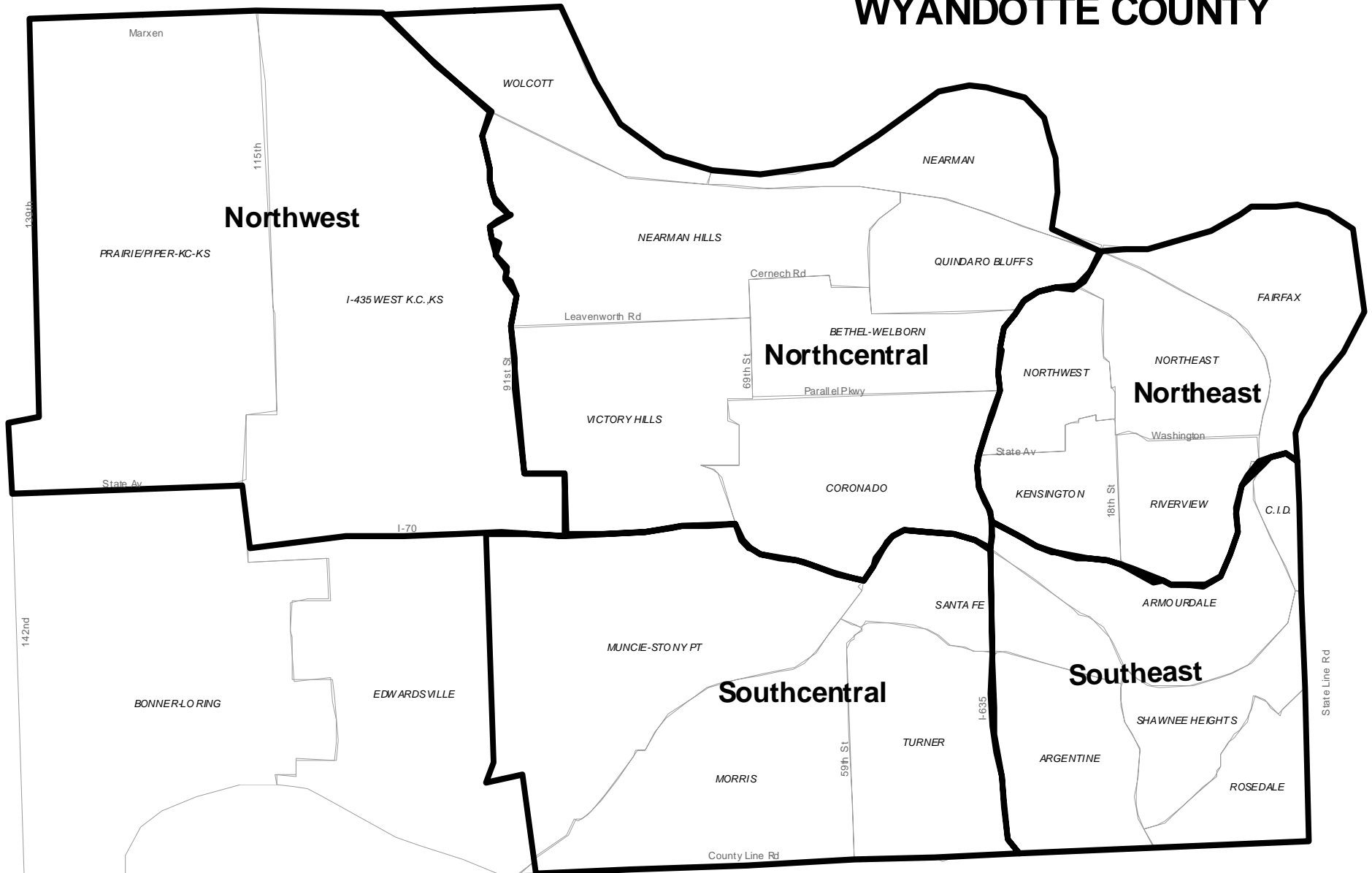
TABLE 9
Combined Neighborhood Survey Delivery and Return Information

Combined Neighborhood	# Surveys Mailed	# Undeliverable Surveys*	# Surveys Delivered	# Survey Responses	Adjusted response rate by cmb. neigh.
Northeast	1,258	370	888	237	26.7%
Southeast	716	171	545	149	27.3%
Southcentral	446	58	388	103	26.5%
Northcentral	927	144	783	229	29.2%
Northwest	153	18	135	52	38.5%
No Neigh. Indicated	---	---	---	5	---
Total	3,500	761	2,739	775	28.3%

*Undeliverable are those surveys that were not successfully delivered due to vacant housing units or other invalid addresses.

X:\surveys\Community Survey 2007\CombinedNeigh_DeliverySummaryTable.xls]Sheet1

WYANDOTTE COUNTY



1
Miles

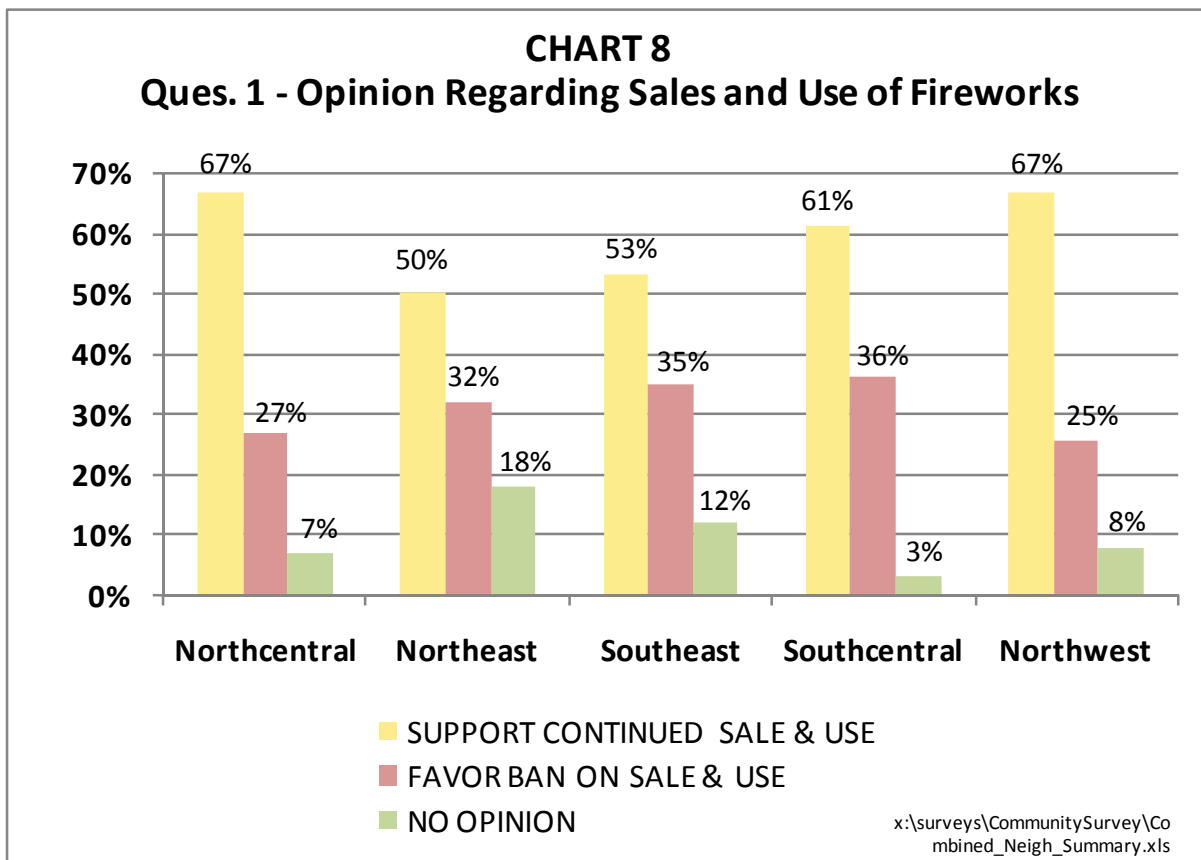
Combined Neighborhood Map Community Survey, 2008

Jan. 2007
ArcView_Shape\
Misc_Project
CombinedNeighr.mxd
ResearcDiv

QUESTION 1, COMBINED NEIGHBORHOOD

Which statement best describes your opinion regarding the sale and use of fireworks in Kansas City, Kansas?

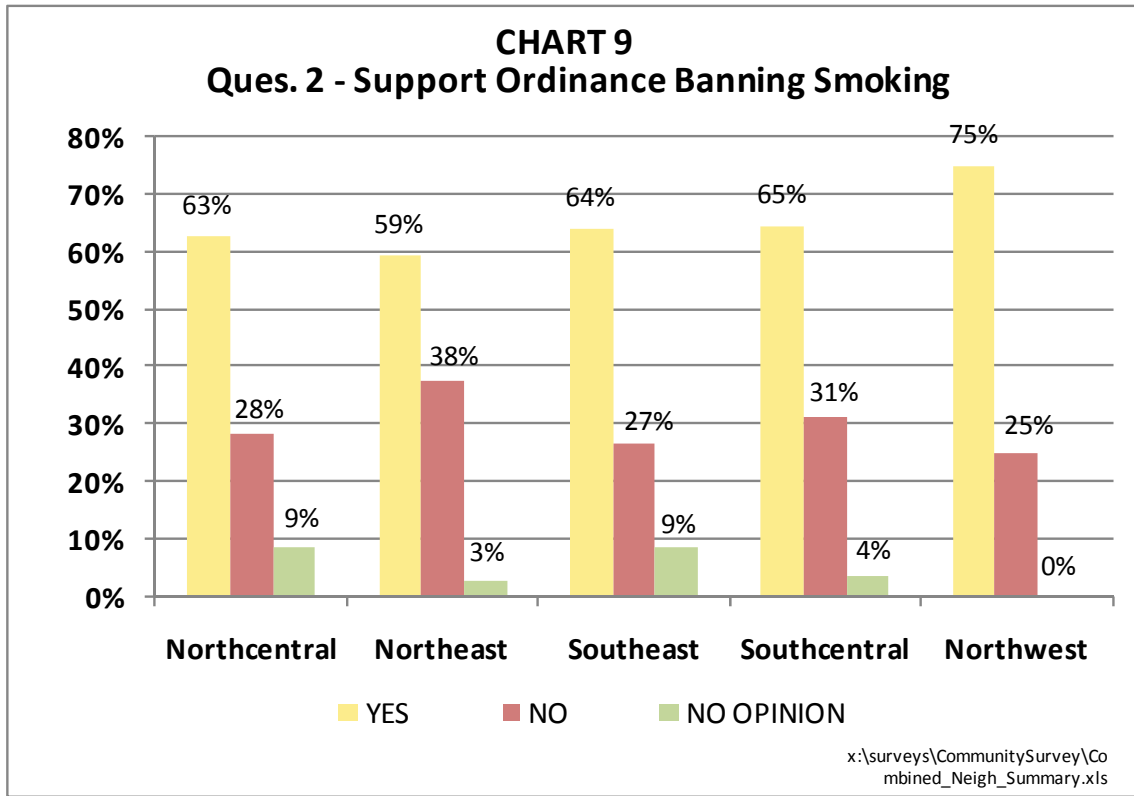
- Survey respondents in the **Northcentral** and **Northwest** were more likely than other neighborhoods to **support continued sale and use** of fireworks.
- Those in the **Southeast** and **Southcentral** areas were more likely to **favor a ban** on the sale and use of fireworks.
- **Northeast** area respondents were most likely to say they had **no opinion** on the sale and use of fireworks.



QUESTION 2, COMBINED NEIGHBORHOODS

Would you support a city ordinance banning smoking in enclosed places of employment and all public enclosed spaces in Kansas City, Kansas?

- Respondents in the **Northwest** combined neighborhood were most likely to state that they would **support an ordinance** banning smoking.
- Those in the **Northeast** area were most likely to indicate that they were **not in favor of an ordinance** that would exempt smoking.



QUESTION 3, COMBINED NEIGHBORHOODS

How would you prioritize the spending of additional gaming and Village West sales taxes by the Unified Government?

- Respondents in the following combined neighborhoods were more likely than those in other neighborhoods to **indicate a higher priority** to using additional gaming and Village West sales tax revenues for the following city services: (See Table 10 below.)
 - Northeast – Sidewalks; Swimming Pools
 - Southeast – Streets & bridges; Stormwater (control & prevention); Neighborhood parks; Code enforcement; and Animal control
 - Northcentral – Police and fire services; Street lighting; Sewers; Public transportation (expand/improve); Recreation center; and bike/walking trails
 - Northwest – Property tax reduction

**TABLE 10
QUESTION 3 - OVERALL SCORE* SUMMARY BY COMBINED NEIGHBORHOODS
KANSAS CITY, KANSAS COMMUNITY SURVEY, 2008**

Q3 - How would you prioritize the spending of additional gaming and Village West sales taxes by the Unified Government?

Service	Combined Neighborhood					Overall Score for all Combined Neigh.
	Northeast	Southeast	Southcentral	Northcentral	Northwest	
Property Tax Reduction, Maintain Services at Current Level	1.53	1.67	1.37	1.45	1.27	1.49
Streets / Bridges	1.84	1.81	2.05	1.96	2.44	1.94
Police Services (additional personnel, equipment, services, facilities, etc.)	2.21	1.90	2.08	1.81	2.48	2.03
Fire Services (additional personnel, equipment, services, facilities, etc.)	2.19	2.04	2.04	1.85	2.52	2.06
Street Lighting	2.07	2.32	2.73	2.06	3.11	2.28
Sewers	2.36	2.33	2.53	2.21	3.02	2.37
Sidewalks (curbs, gutters, etc.)	2.19	2.31	2.69	2.36	3.18	2.40
Expand / Improve Public Transportation	3.20	2.45	2.94	2.31	3.29	2.58
Stormwater (control & prevention)	2.75	2.41	2.98	2.48	3.37	2.68
Neighborhood Parks	2.67	2.60	2.81	2.62	3.08	2.69
Recreation Centers	2.58	2.77	3.10	2.57	3.20	2.73
Bike / Walking Trails	2.86	3.01	3.20	2.82	3.12	2.95
Code Enforcement	3.08	2.68	3.02	2.82	3.50	2.96
Animal Control	2.95	2.79	3.30	2.97	3.87	3.05
Swimming Pools	2.62	3.17	3.44	2.93	3.60	3.16

Note: A score of "1" indicates a "High Priority" service whereas a score of "5" reflects a "Low Priority" service.

*The overall score is based on the average of the valid responses for each category. This score gives an indication of the responses. However, the actual distribution of the scores provide a more accurate summary of how persons responded to each category.

**Responses of "Don't Know" or with no responses were not included in the above results.

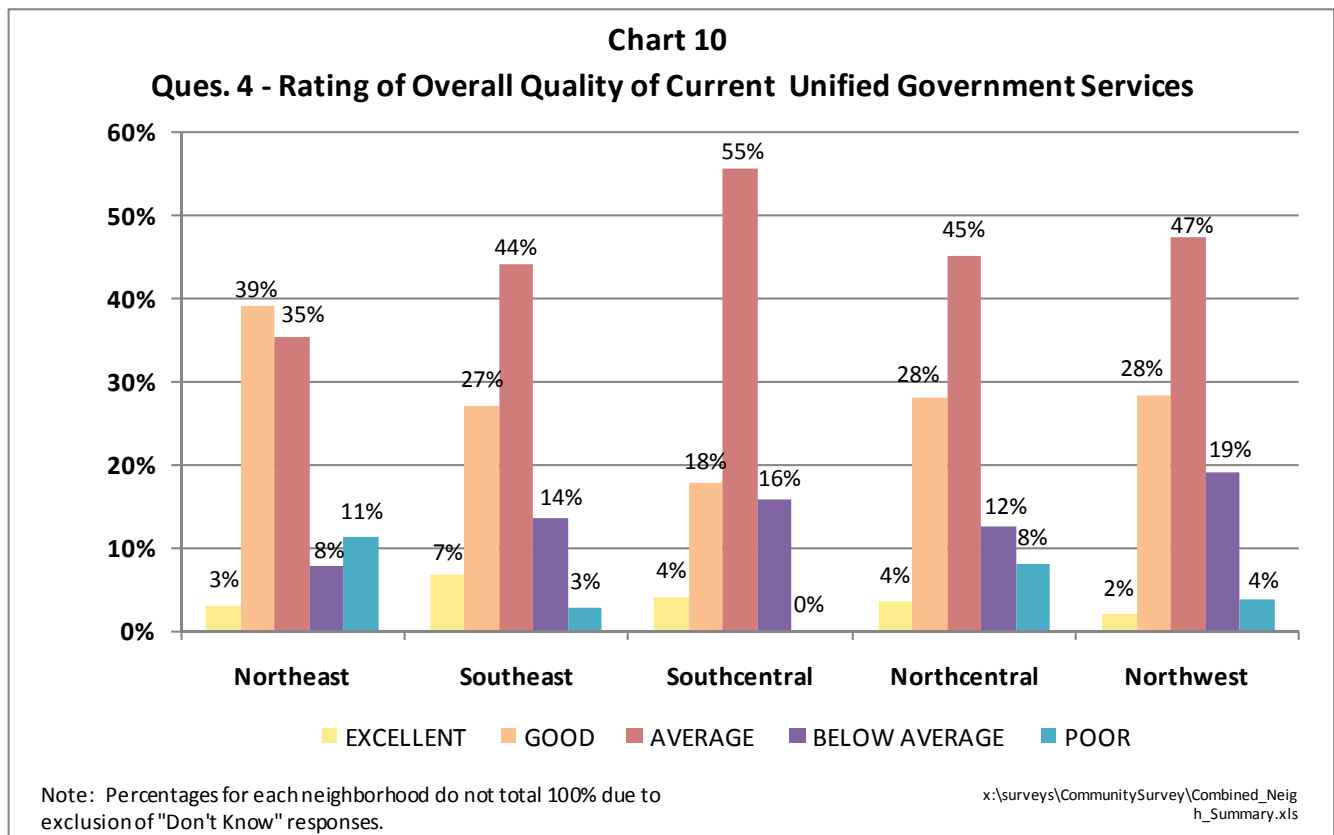
X:\surveys\Community Survey 2007\[CommunitySurvey2008_TableSummaries.xls]Q3-Overall Summary

QUESTION 4, COMBINED NEIGHBORHOODS

How would you rate the overall quality of current services provided by the Unified Government?

- Survey respondents in the following combined neighborhoods were more likely than other areas to say that the quality of services were..... (See Chart 10)
 - Excellent – Southeast
 - Good – Northeast
 - Average – Southcentral
 - Below Average – Northwest
 - Poor - Northeast

- The Southeast area respondents were more satisfied overall with Unified Government service than the other combined neighborhoods. (See Table 11)



QUESTION 4, cont. COMBINED NEIGHBORHOODS

How would you rate the overall quality of current services provided by the Unified Government?

TABLE 11
QUESTION 4 - OVERALL SCORES BY COMBINED NEIGHBORHOODS
KANSAS CITY, KANSAS COMMUNITY SURVEY, 2008

Q4 - How would you rate the overall quality of current services provided by the Unified Government?

Service	Excellent		Good		Average		Below Average		Poor		Don't Know		Total Responses		Overall Score*	Overall Score Rank
	1		2		3		4		5		9					
	#	Pct	#	Pct	#	Pct	#	Pct	#	Pct	#	Pct	#	Pct		
Southeast	10	6.8%	40	27.0%	65	43.9%	20	13.5%	4	2.7%	9	6.1%	148	100.0%	2.77	1
Northeast	7	3.0%	91	39.1%	82	35.2%	18	7.7%	26	11.2%	9	3.9%	233	100.0%	2.84	2
Southcentral	4	4.0%	18	17.8%	56	55.4%	16	15.8%	0	0.0%	7	6.9%	101	100.0%	2.89	3
Northcentral	8	3.5%	63	27.9%	102	45.1%	28	12.4%	18	8.0%	7	3.1%	226	100.0%	2.93	4
Northwest	1	1.9%	15	28.3%	25	47.2%	10	18.9%	2	3.8%	0	0.0%	53	100.0%	2.94	5

Note: A score of "1" indicates a "Excellent" service whereas a score of "5" reflects a "Poor" service.

*The overall score is based on the average of the valid responses for each category. This score gives an indication of the responses. However, the actual distribution of the scores provide a more accurate summary of how persons responded to each category.

**Responses of "Don't Know" or with no responses were not included in the above results.

X:\surveys\Community Survey 2007\[Combined_Neigh_Summary.xls]Q4-Table, Overall Services

QUESTION 5, COMBINED NEIGHBORHOODS

Do you support a one-fourth (1/4) cent sales tax increase to help fund one or more of the following services?

- Respondents in the following combined neighborhoods were **more likely than other neighborhoods to indicate** that they were **more supportive** of a one-quarter (¼) cent sales tax increase to improve select city services: (See Table 12.)
 - Southeast – Infrastructure, Additional police officers, Stormwater, Public transportation
 - Northcentral – Recreation Center Complex / Swimming pool, Juvenile detention facility

TABLE 12
QUESTION 5 - OVERALL SCORE* SUMMARY BY COMBINED NEIGHBORHOODS
KANSAS CITY, KANSAS COMMUNITY SURVEY, 2008

Q5- Do you support a one-fourth (1/4) cent sales tax increase to help fund one or more of the following services?

Service	Combined Neighborhood					Overall Score for all Combined Neigh.
	Northeast	Southeast	Southcentral	Northcentral	Northwest	
Additional Police Officers	2.76	2.10	2.43	2.24	2.60	2.43
Infrastructure (streets / sewers / sidewalks / street lighting, etc.)	2.58	2.17	2.61	2.60	2.67	2.52
Expand / Improve Public Transportation	2.57	2.46	3.07	2.52	3.27	2.65
New Separate Juvenile Detention Facility	2.91	2.64	3.12	2.63	3.10	2.82
Stormwater (control & prevention)	2.95	2.68	3.19	3.03	3.41	2.98
Recreation Center Complex / Swimming Pool	2.96	3.06	3.58	2.86	3.34	3.06

Note: A score of "1" indicates "Very Supportive" whereas a score of "5" reflects "Not Supportive".

*The overall score is based on the average of the valid responses for each category. This score gives an indication of the responses. However, the actual distribution of the scores provide a more accurate summary of how persons responded to each category.

**Responses of "Don't Know" or with no responses were not included in the above results.

X:\surveys\Community Survey 2007\CommunitySurvey2008_TableSummaries.xls\Q5-Overall Summary

QUESTION 6, COMBINED NEIGHBORHOODS

Do you support a one-fourth (1/4) cent sales tax increase for the DOTTE Promise?

- Respondents in the **Northeast** and **Southeast** combined neighborhoods were more likely than other neighborhoods to indicate that they were **more supportive** of a one-quarter (¼) cent sales tax increase for the DOTTE Promise. (See Table 13.)

**TABLE 13
QUESTION 6 - OVERALL SCORE* SUMMARY BY COMBINED NEIGHBORHOODS
KANSAS CITY, KANSAS COMMUNITY SURVEY, 2008**

Q6 - Do you support a one-fourth (1/4) cent sales tax increase for the DOTTE Promise?

Service	Combined Neighborhood					Overall Score for all Combined Neigh.
	Northeast	Southeast	Southcentral	Northcentral	Northwest	
Overall Score for Each Combined Neighborhood	2.14	2.17	2.46	2.40	2.65	2.27

Note: A score of "1" indicates "Very Supportive" whereas a score of "5" reflects "Not Supportive".

*The overall score is based on the average of the valid responses for each category. This score gives an indication of the responses. However, the actual distribution of the scores provide a more accurate summary of how persons responded to each category.

**Responses of "Don't Know" or with no responses were not included in the above results.

X:\surveys\Community Survey 2007[CommunitySurvey2008_TableSummaries.xls]Q6-Dotte, Overall Summary

APPENDIX A

COMBINED NEIGHORHOOD SUMMARIES FOR QUES. 3, 5 & 6
(pages A1 - A31)

DEMOGRAPHIC DATA COMPARISON (pages A32 - A33)

RESULTS OF SURVEY QUESTIONS (pages A34 - A37)

DETAILED LISTING OF OPEN-ENDED RESPONSES

(Question 2 responses, pages A38 - A42)

(Question 3 responses, pages A43 - A45)

(Question 5 responses, pages A46 - A48)

(General Comments, pages A49 - A56)

NORTHEAST COMBINED NEIGHBORHOOD SUMMARY QUESTIONS 3, 5 and 6

Question 3 – How would you prioritize spending of additional gaming and Village West sales taxes by the Unified Government?

Question 5 – Do you support a one-fourth (1/4) cent sales tax increase to help fund one or more of the following services?

Question 6 – Do you support a one-fourth (1/4) cent sales tax increase for the DOTTE Promise?

Question 3 – How would you prioritize spending of additional gaming and Village West sales taxes by the Unified Government?

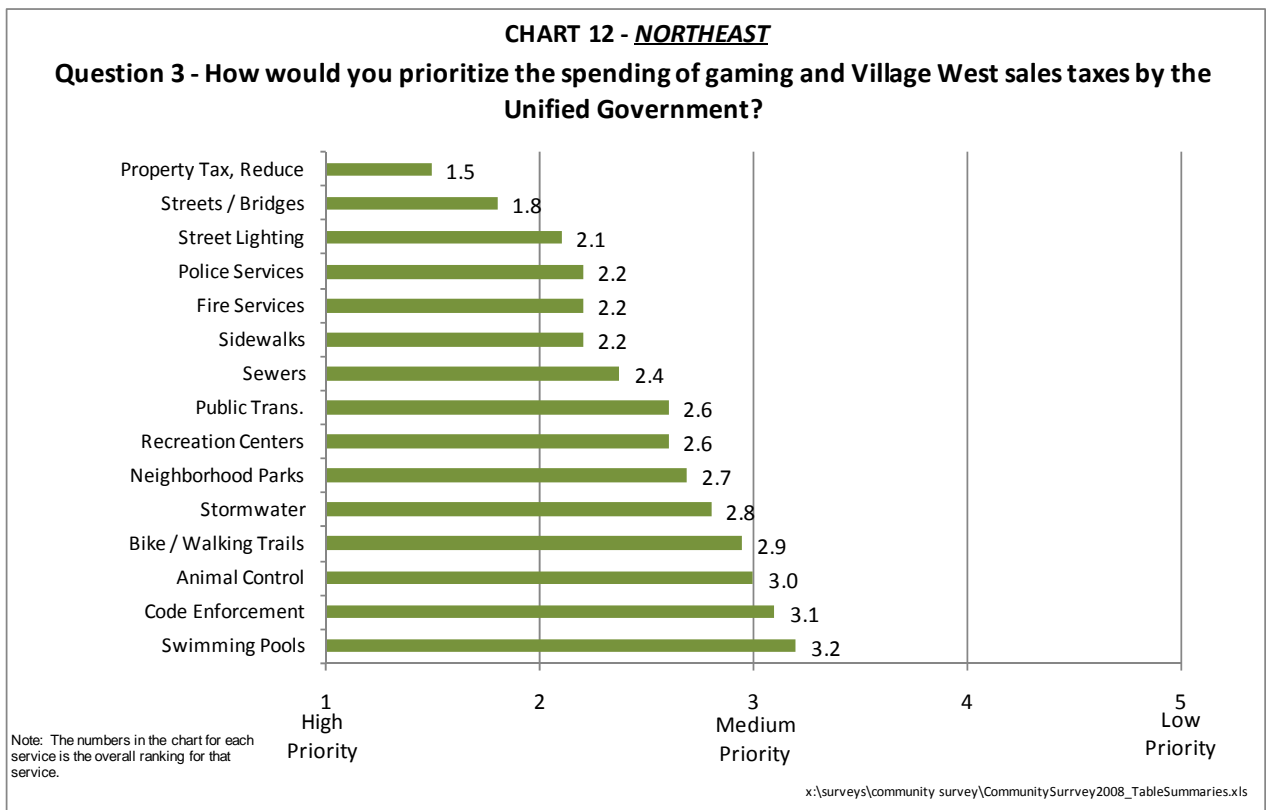
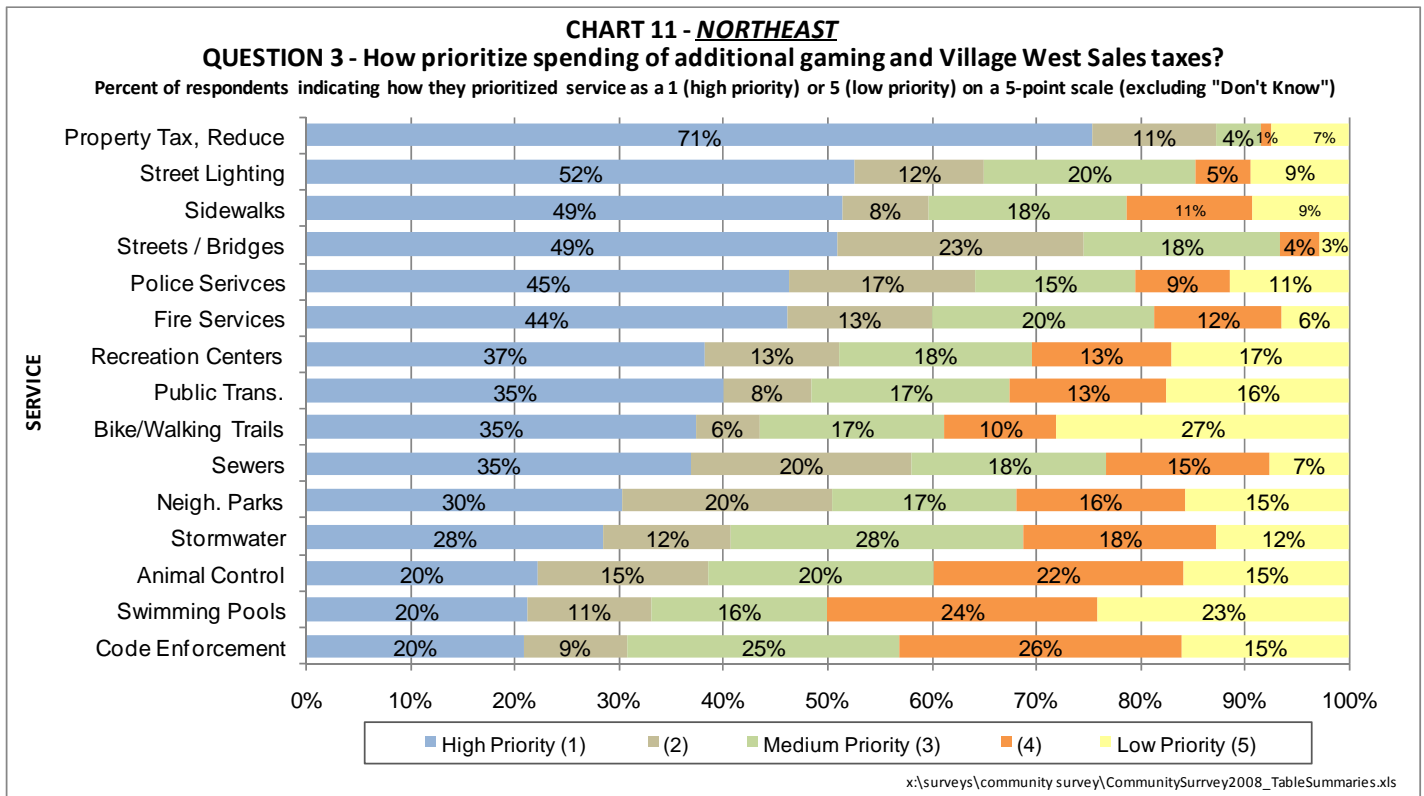


TABLE 14
QUESTION 3 - NORTHEAST COMBINED NEIGHBORHOOD
KANSAS CITY, KANSAS COMMUNITY SURVEY, 2008

Q3 - How would you prioritize the spending of additional gaming and Village West sales taxes by the Unified Government?

Service	High Priority				Medium Priority				Low Priority		Don't Know		Total Responses		Overall Score*	Overall Score Rank
	1		2		3		4		5		9					
	#	Pct	#	Pct	#	Pct	#	Pct	#	Pct	#	Pct	#	Pct		
Property Tax Reduction, Maintain Services at Current Level	153	71.5%	24	11.2%	9	4.2%	2	0.9%	15	7.0%	11	5.1%	214	100.0%	1.53	1
Streets / Bridges	108	48.6%	50	22.5%	40	18.0%	8	3.6%	6	2.7%	10	4.5%	222	100.0%	1.84	2
Street Lighting	111	51.9%	26	12.1%	43	20.1%	11	5.1%	20	9.3%	3	1.4%	214	100.0%	2.07	3
Fire Services (additional personnel, equipment, services, facilities, etc.)	99	44.0%	30	13.3%	46	20.4%	26	11.6%	14	6.2%	10	4.4%	225	100.0%	2.19	4
Sidewalks (curbs, gutters, etc.)	111	48.9%	18	7.9%	41	18.1%	26	11.5%	20	8.8%	11	4.8%	227	100.0%	2.19	5
Police Services (additional personnel, equipment, services, facilities, etc.)	102	44.9%	39	17.2%	34	15.0%	20	8.8%	25	11.0%	7	3.1%	227	100.0%	2.21	6
Sewers	73	34.6%	42	19.9%	37	17.5%	31	14.7%	15	7.1%	13	6.2%	211	100.0%	2.36	7
Recreation Centers	85	37.1%	29	12.7%	41	17.9%	30	13.1%	38	16.6%	6	2.6%	229	100.0%	2.58	8
Expand / Improve Public Transportation	80	35.4%	17	7.5%	38	16.8%	30	13.3%	35	15.5%	26	11.5%	226	100.0%	2.62	9
Neighborhood Parks	67	29.6%	45	19.9%	39	17.3%	36	15.9%	35	15.5%	4	1.8%	226	100.0%	2.67	10
Stormwater (control & prevention)	63	28.0%	27	12.0%	62	27.6%	41	18.2%	28	12.4%	4	1.8%	225	100.0%	2.75	11
Bike / Walking Trails	80	35.4%	13	5.8%	38	16.8%	23	10.2%	60	26.5%	12	5.3%	226	100.0%	2.86	12
Animal Control	46	20.4%	34	15.0%	45	19.9%	50	22.1%	33	14.6%	18	8.0%	226	100.0%	2.95	13
Code Enforcement	44	19.7%	21	9.4%	55	24.7%	57	25.6%	34	15.2%	12	5.4%	223	100.0%	3.08	14
Swimming Pools	45	19.9%	25	11.1%	36	15.9%	55	24.3%	51	22.6%	14	6.2%	226	100.0%	3.20	15
Other	22	51.2%	3	7.0%	1	2.3%	0	0.0%	0	0.0%	17	39.5%	43	100.0%	1.19	---

Note: A score of "1" indicates a "High Priority" service whereas a score of "5" reflects a "Low Priority" service.

*The overall score is based on the average of the valid responses for each category. This score gives an indication of the responses. However, the actual distribution of the scores provide a more accurate summary of how persons responded to each category.

**Responses of "Don't Know" or with no responses were not included in the above results.

Question 5 – Do you support a one-fourth (1/4) cent sales tax increase to help fund one or more of the following services?

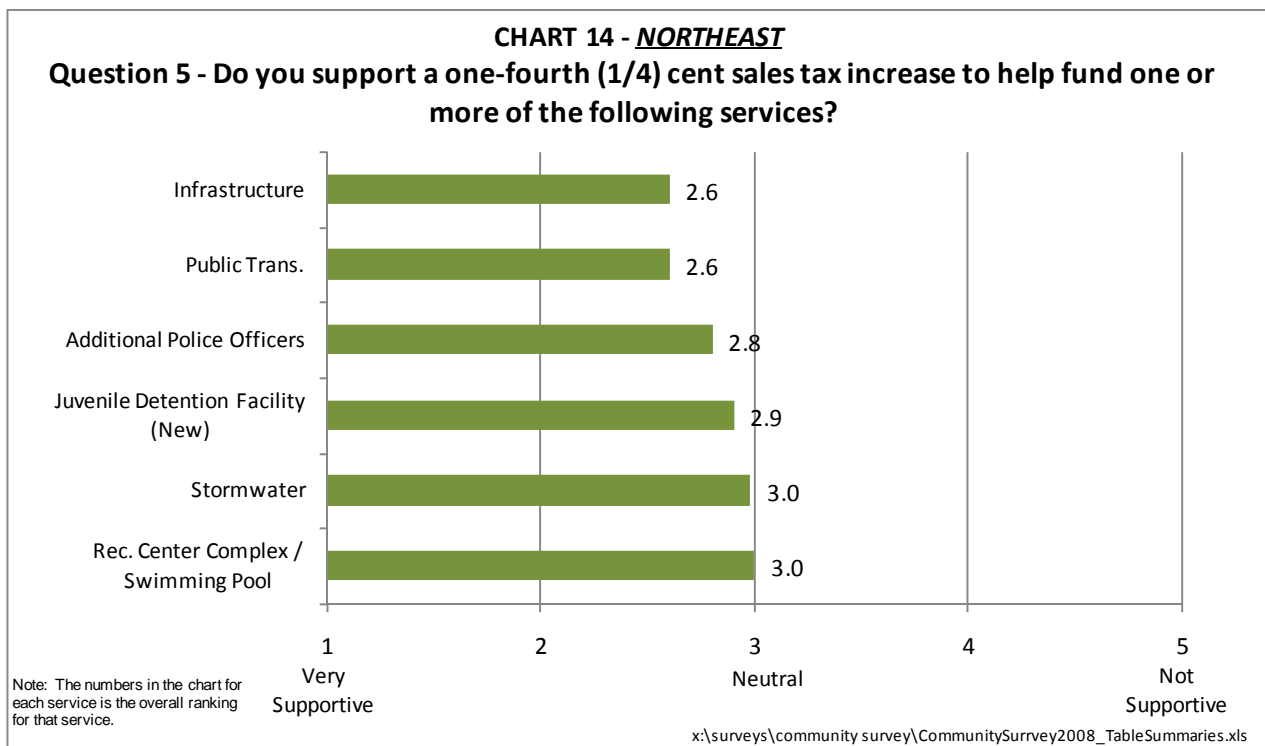
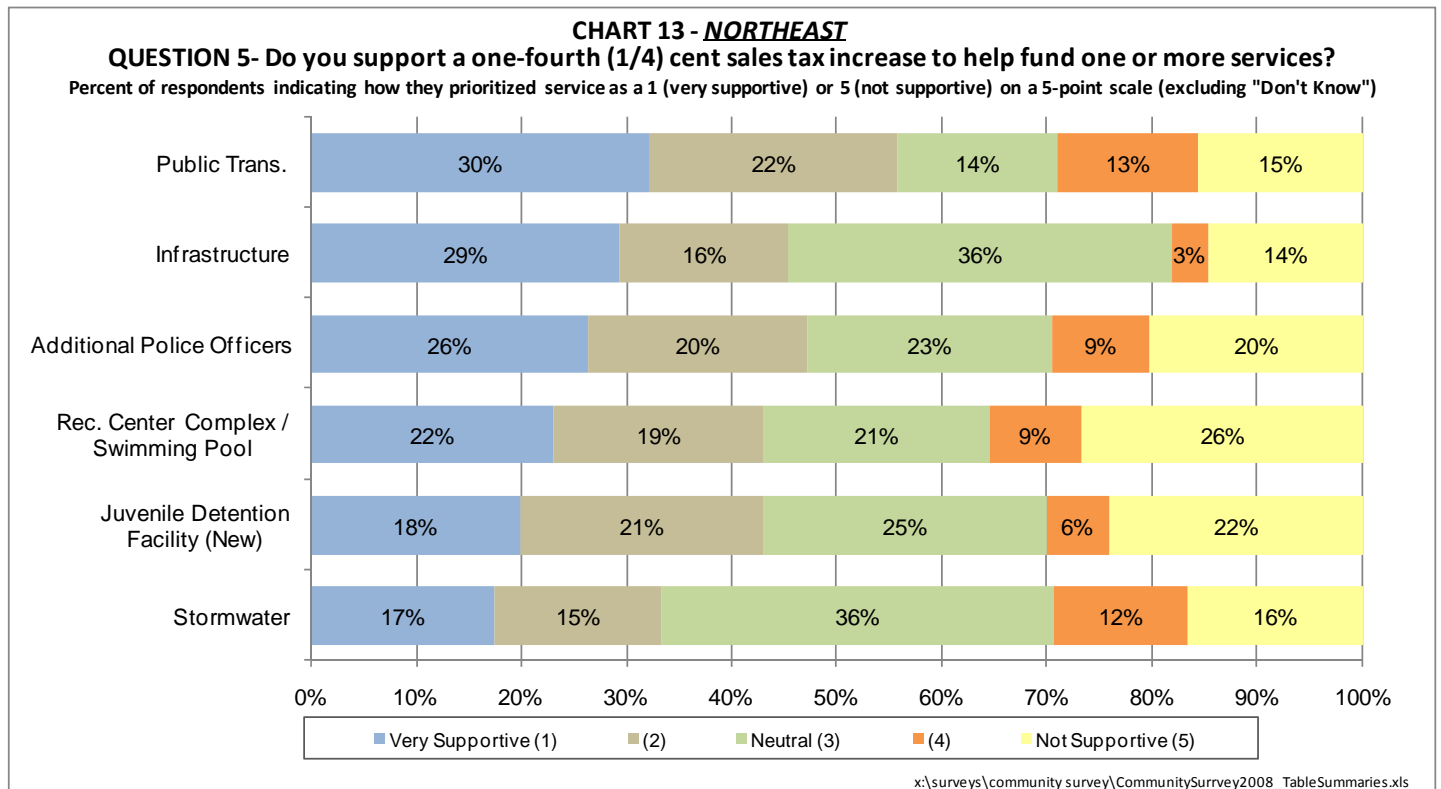


TABLE 15
QUESTION 5 - NORTHEAST COMBINED NEIGHBORHOOD
KANSAS CITY, KANSAS COMMUNITY SURVEY, 2008

Q5- Do you support a one-fourth (1/4) cent sales tax increase to help fund one or more of the following services?

Service	Very Supportive		Neutral				Not Supportive		Don't Know		Total Responses		Overall Score*	Overall Rank		
	1		2		3		4		5		9					
	#	Pct	#	Pct	#	Pct	#	Pct	#	Pct	#	Pct				
Expand / Improve Public Transportation	70	30.3%	51	22.1%	33	14.3%	29	12.6%	34	14.7%	14	6.1%	231	100.0%	2.57	1
Infrastructure (streets / sewers / sidewalks / str	68	28.9%	37	15.7%	84	35.7%	8	3.4%	34	14.5%	4	1.7%	235	100.0%	2.58	2
Additional Police Officers	60	25.6%	47	20.1%	53	22.6%	21	9.0%	46	19.7%	7	3.0%	234	100.0%	2.76	3
New Separate Juvenile Detention Facility	43	18.5%	50	21.5%	58	24.9%	13	5.6%	52	22.3%	17	7.3%	233	100.0%	2.91	4
Stormwater (control & prevention)	40	17.2%	36	15.5%	85	36.5%	29	12.4%	38	16.3%	5	2.1%	233	100.0%	2.95	5
Recreation Center Complex / Swimming Pool	52	22.4%	45	19.4%	48	20.7%	20	8.6%	60	25.9%	7	3.0%	232	100.0%	2.96	6
Other	16	43.2%	2	5.4%	1	2.7%	1	2.7%	3	8.1%	14	37.8%	37	100.0%	1.83	---

Note: A score of "1" indicates "Very Supportive" whereas a score of "5" reflects "Not Supportive".

*The overall score is based on the average of the valid responses for each category. This score gives an indication of the responses. However, the actual distribution of the scores provide a more accurate summary of how persons responded to each category.

**Responses of "Don't Know" or with no responses were not included in the above results.

Question 6 – Do you support a one-fourth (1/4) cent sales tax increase for the DOTTE Promise?

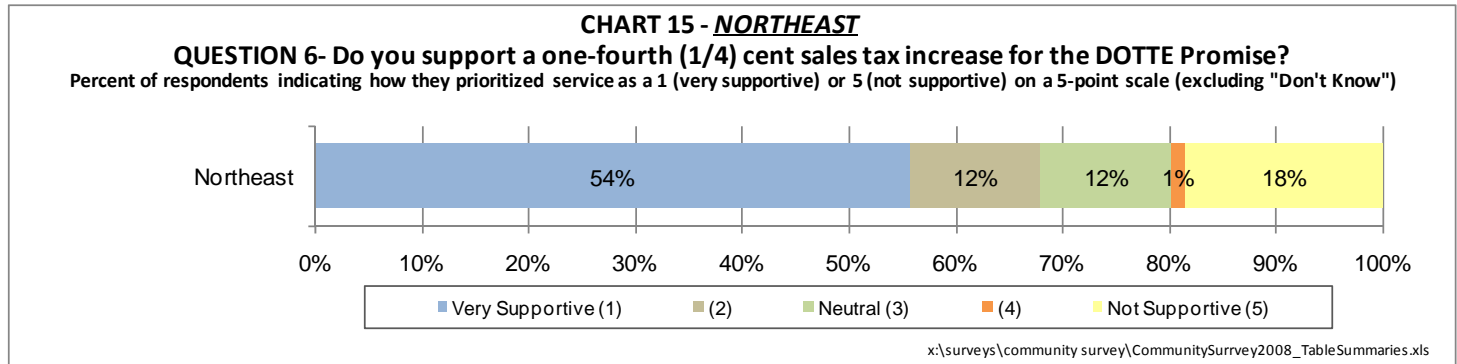


TABLE 16
QUESTION 6 - *NORTHEAST* COMBINED NEIGHBORHOOD
KANSAS CITY, KANSAS COMMUNITY SURVEY, 2008

Q6 - Do you support a one-fourth (1/4) cent sales tax increase for the DOTTE Promise?

Service	Very Supportive		Neutral				Not Supportive		Don't Know		Total Responses		Overall Score*		
	1		2		3		4		5		9				
	#	Pct	#	Pct	#	Pct	#	Pct	#	Pct	#	Pct			
Northeast	127	54.0%	28	11.9%	28	11.9%	3	1.3%	42	17.9%	7	3.0%	235	100.0%	2.14

Note: A score of "1" indicates "Very Supportive" whereas a score of "5" reflects "Not Supportive".

*The overall score is based on the average of the valid responses for each category. This score gives an indication of the responses. However, the actual distribution of the scores provide a more accurate summary of how persons responded to each category.

**Responses of "Don't Know" or with no responses were not included in the above results.

X:\surveys\Community Survey 2007[CommunitySurvey2008_TableSummaries.xls]Q6-NE

**SOUTHEAST
COMBINED NEIGHBORHOOD SUMMARY
QUESTIONS 3, 5 and 6**

Question 3 – How would you prioritize spending of additional gaming and Village West sales taxes by the Unified Government?

Question 5 – Do you support a one-fourth (1/4) cent sales tax increase to help fund one or more of the following services?

Question 6 – Do you support a one-fourth (1/4) cent sales tax increase for the DOTTE Promise?

Question 3 – How would you prioritize spending of additional gaming and Village West sales taxes by the Unified Government?

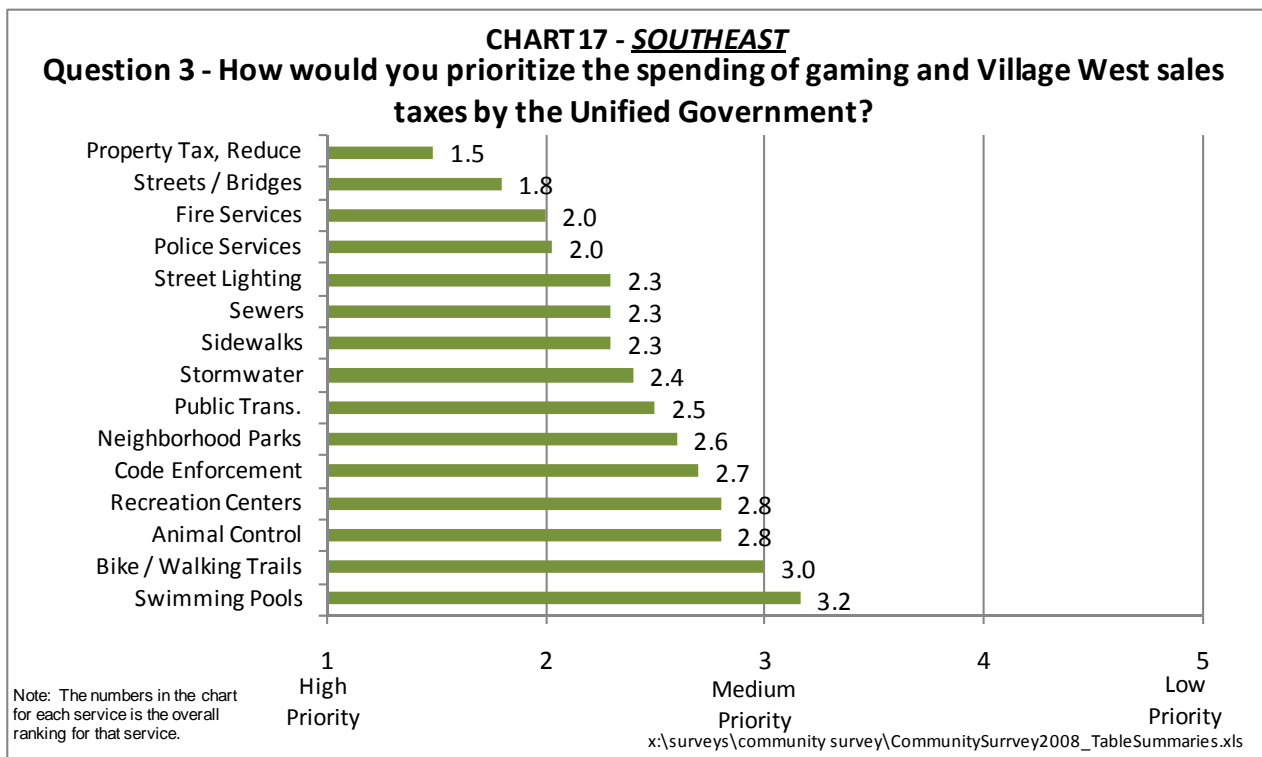
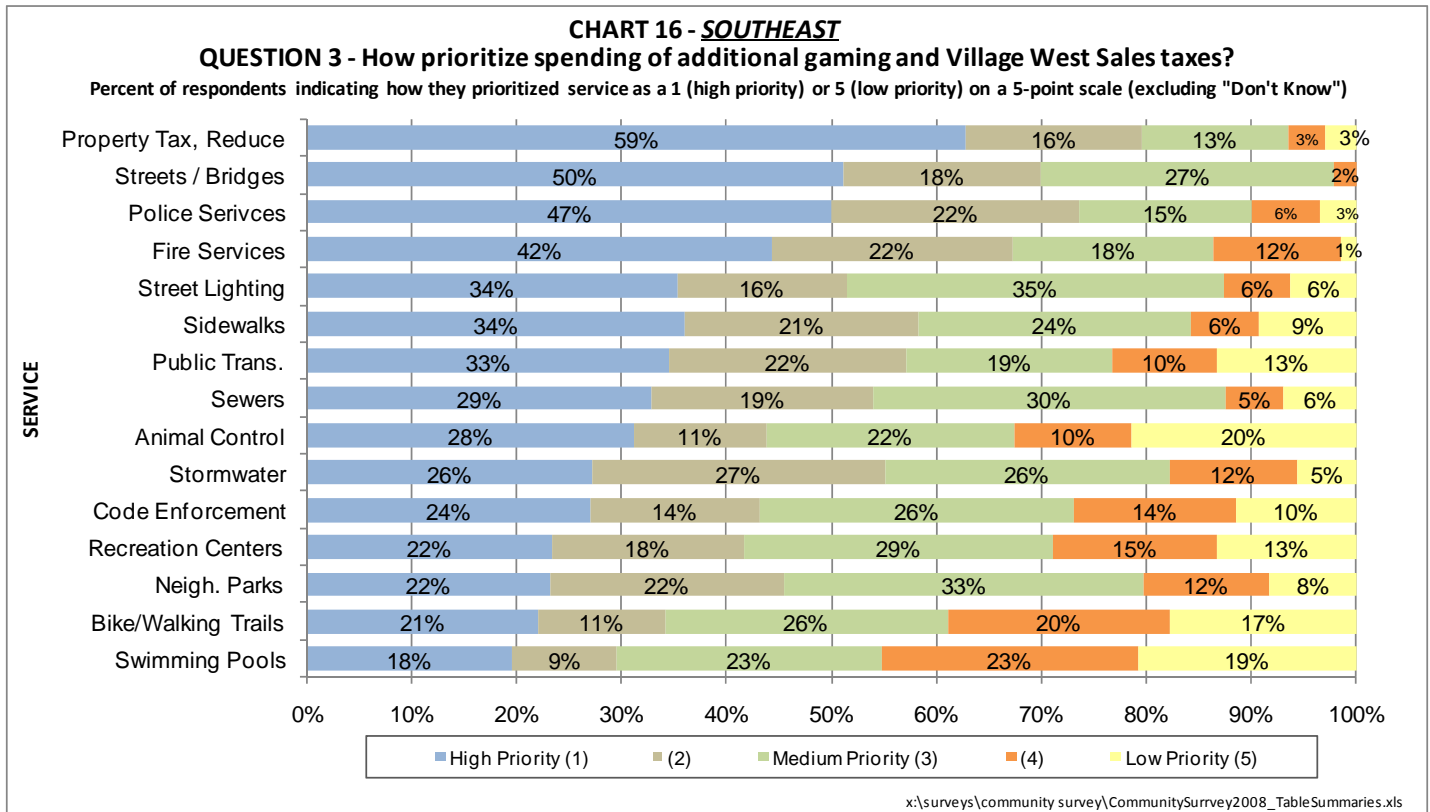


TABLE 17
QUESTION 3 - SOUTHEAST COMBINED NEIGHBORHOOD
KANSAS CITY, KANSAS COMMUNITY SURVEY, 2008

Q3 - How would you prioritize the spending of additional gaming and Village West sales taxes by the Unified Government?

Service	High Priority		Medium Priority				Low Priority		Don't Know		Total Responses		Overall Score*	Overall Score Rank		
	1		2		3		4		5		9					
	#	Pct	#	Pct	#	Pct	#	Pct	#	Pct	#	Pct				
Property Tax Reduction, Maintain Services at Current Level	86	58.5%	23	15.6%	19	12.9%	5	3.4%	4	2.7%	10	6.8%	147	100.0%	1.67	1
Streets / Bridges	73	49.7%	27	18.4%	40	27.2%	3	2.0%	0	0.0%	4	2.7%	147	100.0%	1.81	2
Police Services (additional personnel, equipment, services, facilities, etc.)	70	46.7%	33	22.0%	23	15.3%	9	6.0%	5	3.3%	10	6.7%	150	100.0%	1.90	3
Fire Services (additional personnel, equipment, services, facilities, etc.)	62	42.2%	32	21.8%	27	18.4%	17	11.6%	2	1.4%	7	4.8%	147	100.0%	2.04	4
Sidewalks (curbs, gutters, etc.)	50	34.0%	31	21.1%	36	24.5%	9	6.1%	13	8.8%	8	5.4%	147	100.0%	2.31	5
Street Lighting	50	34.5%	23	15.9%	51	35.2%	9	6.2%	9	6.2%	3	2.1%	145	100.0%	2.32	6
Sewers	42	29.0%	27	18.6%	43	29.7%	7	4.8%	9	6.2%	17	11.7%	145	100.0%	2.33	7
Stormwater (control & prevention)	38	25.9%	39	26.5%	38	25.9%	17	11.6%	8	5.4%	7	4.8%	147	100.0%	2.41	8
Expand / Improve Public Transportation	49	33.3%	32	21.8%	28	19.0%	14	9.5%	19	12.9%	5	3.4%	147	100.0%	2.45	9
Neighborhood Parks	33	22.4%	32	21.8%	49	33.3%	17	11.6%	12	8.2%	4	2.7%	147	100.0%	2.60	10
Code Enforcement	35	23.6%	21	14.2%	39	26.4%	20	13.5%	15	10.1%	18	12.2%	148	100.0%	2.68	11
Recreation Centers	33	22.4%	26	17.7%	42	28.6%	22	15.0%	19	12.9%	5	3.4%	147	100.0%	2.77	12
Animal Control	42	28.4%	17	11.5%	32	21.6%	15	10.1%	29	19.6%	13	8.8%	148	100.0%	2.79	13
Bike / Walking Trails	31	20.8%	17	11.4%	38	25.5%	30	20.1%	25	16.8%	8	5.4%	149	100.0%	3.01	14
Swimming Pools	27	18.1%	14	9.4%	35	23.5%	34	22.8%	29	19.5%	10	6.7%	149	100.0%	3.17	15
Other	27	69.2%	6	15.4%	1	2.6%	0	0.0%	1	2.6%	4	10.3%	39	100.0%	1.34	---

Note: A score of "1" indicates a "High Priority" service whereas a score of "5" reflects a "Low Priority" service.

*The overall score is based on the average of the valid responses for each category. This score gives an indication of the responses. However, the actual distribution of the scores provide a more accurate summary of how persons responded to each category.

**Responses of "Don't Know" or with no responses were not included in the above results.

Question 5 – Do you support a one-fourth (1/4) cent sales tax increase to help fund one or more of the following services?

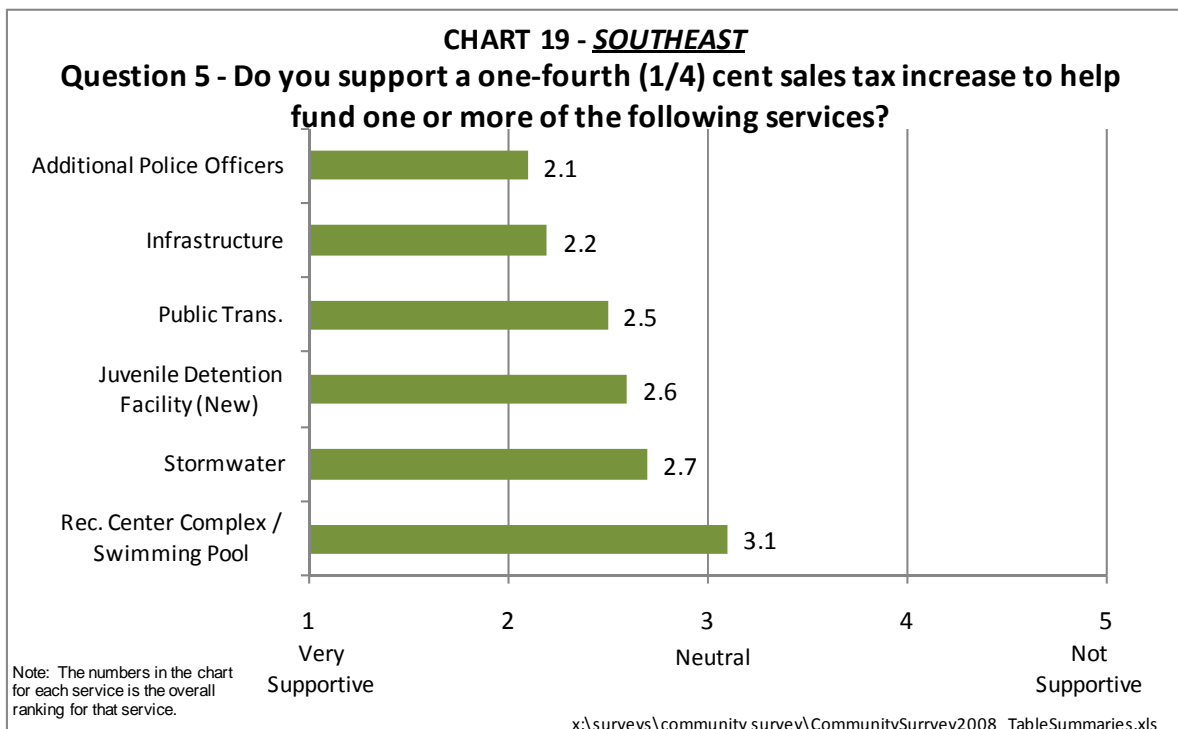
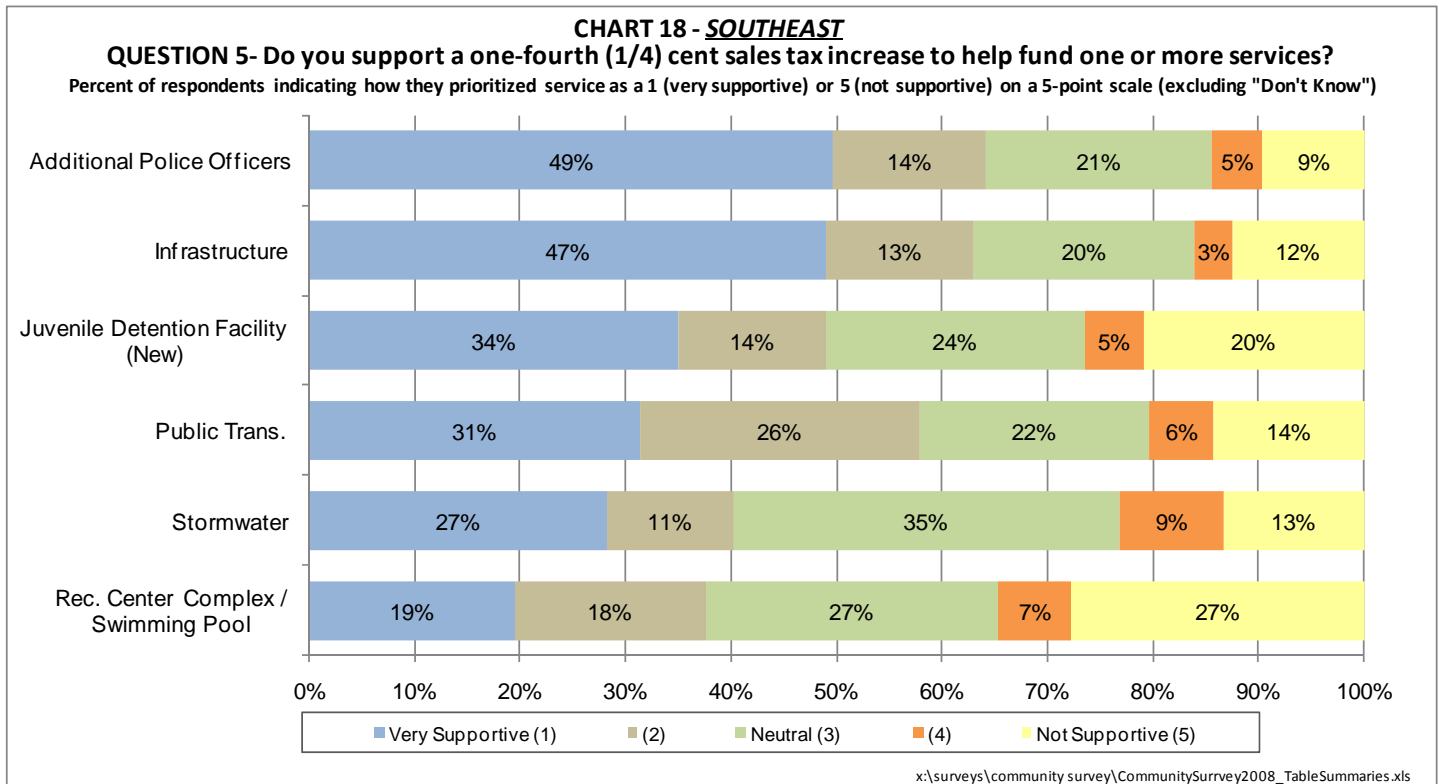


TABLE 18
QUESTION 5 - SOUTHEAST COMBINED NEIGHBORHOOD
KANSAS CITY, KANSAS COMMUNITY SURVEY, 2008

Q5- Do you support a one-fourth (1/4) cent sales tax increase to help fund one or more of the following services?

Service	Very Supportive		Neutral				Not Supportive		Don't Know		Total Responses		Overall Score*	Overall Rank		
	1		2		3		4		5		9					
	#	Pct	#	Pct	#	Pct	#	Pct	#	Pct	#	Pct				
Additional Police Officers	72	48.6%	21	14.2%	31	20.9%	7	4.7%	14	9.5%	3	2.0%	148	100.0%	2.10	1
Infrastructure (streets / sewers / sidewalks / street lighting, etc.)	70	47.0%	20	13.4%	30	20.1%	5	3.4%	18	12.1%	6	4.0%	149	100.0%	2.17	2
Expand / Improve Public Transportation	46	31.1%	39	26.4%	32	21.6%	9	6.1%	21	14.2%	1	0.7%	148	100.0%	2.46	3
New Separate Juvenile Detention Facility	50	33.8%	20	13.5%	35	23.6%	8	5.4%	30	20.3%	5	3.4%	148	100.0%	2.64	4
Stormwater (control & prevention)	40	27.0%	17	11.5%	52	35.1%	14	9.5%	19	12.8%	6	4.1%	148	100.0%	2.68	5
Recreation Center Complex / Swimming Pool	28	18.9%	26	17.6%	40	27.0%	10	6.8%	40	27.0%	4	2.7%	148	100.0%	3.06	6
Other	16	66.7%	2	8.3%	2	8.3%	0	0.0%	1	4.2%	3	12.5%	24	100.0%	1.48	---

Note: A score of "1" indicates "Very Supportive" whereas a score of "5" reflects "Not Supportive".

*The overall score is based on the average of the valid responses for each category. This score gives an indication of the responses. However, the actual distribution of the scores provide a more accurate summary of how persons responded to each category.

**Responses of "Don't Know" or with no responses were not included in the above results.

X:\surveys\Community Survey 2007[CommunitySurvey2008_TableSummaries.xls]Q5_SE
 4/14/2008

Question 6 – Do you support a one-fourth (1/4) cent sales tax increase for the DOTTE Promise?

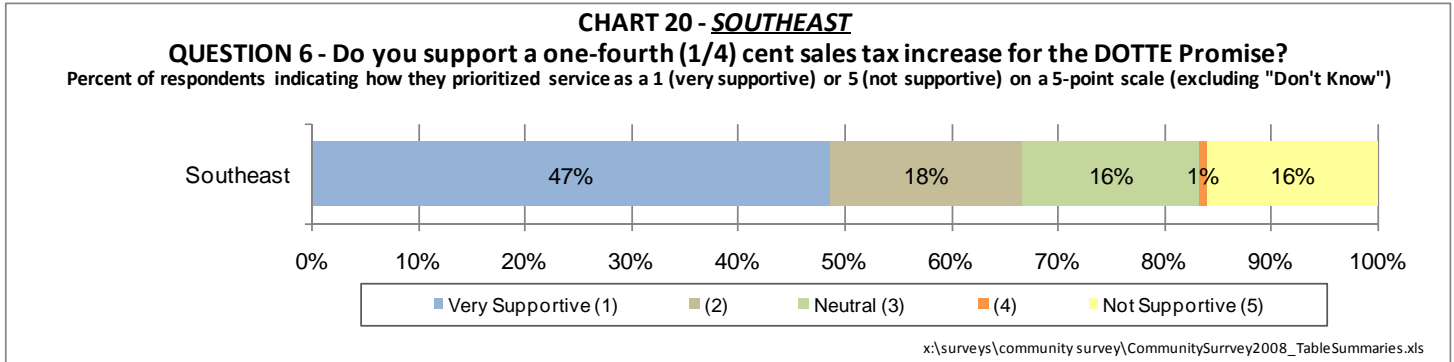


TABLE 19
QUESTION 6 - SOUTHEAST COMBINED NEIGHBORHOOD
KANSAS CITY, KANSAS COMMUNITY SURVEY, 2008

Q6 - Do you support a one-fourth (1/4) cent sales tax increase for the DOTTE Promise?

Service	Very Supportive		Neutral				Not Supportive		Don't Know		Total Responses		Overall Score*		
	1		2		3		4		5		9				
	#	Pct	#	Pct	#	Pct	#	Pct	#	Pct	#	Pct			
Southeast	70	47.3%	26	17.6%	24	16.2%	1	0.7%	23	15.5%	4	2.7%	148	100.0%	2.17

Note: A score of "1" indicates "Very Supportive" whereas a score of "5" reflects "Not Supportive".

*The overall score is based on the average of the valid responses for each category. This score gives an indication of the responses. However, the actual distribution of the scores provide a more accurate summary of how persons responded to each category.

**Responses of "Don't Know" or with no responses were not included in the above results.

X:\surveys\Community Survey 2007\[CommunitySurvey2008_TableSummaries.xls]Q6-SE

SOUTHCENTRAL COMBINED NEIGHBORHOOD SUMMARY QUESTIONS 3, 5 and 6

Question 3 – How would you prioritize spending of additional gaming and Village West sales taxes by the Unified Government?

Question 5 – Do you support a one-fourth (1/4) cent sales tax increase to help fund one or more of the following services?

Question 6 – Do you support a one-fourth (1/4) cent sales tax increase for the DOTTE Promise?

Question 3 – How would you prioritize spending of additional gaming and Village West sales taxes by the Unified Government?

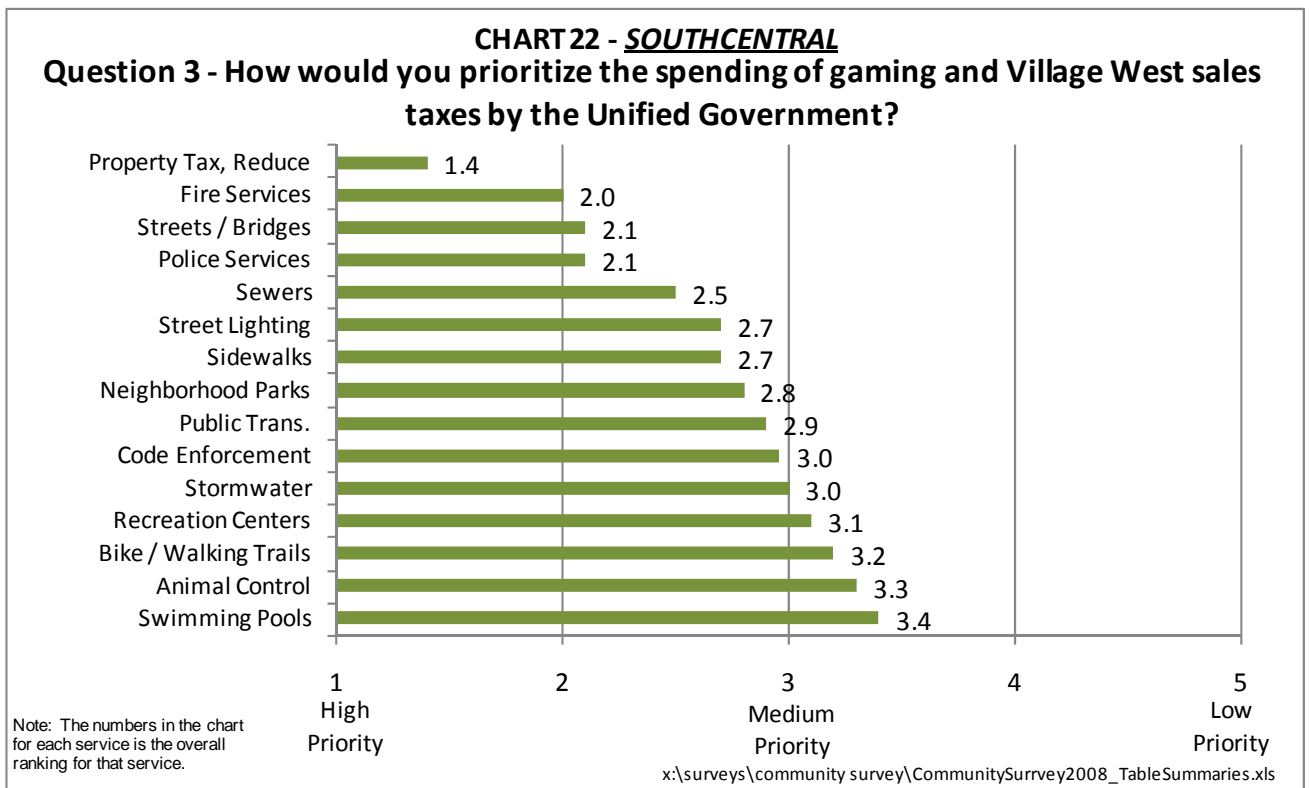
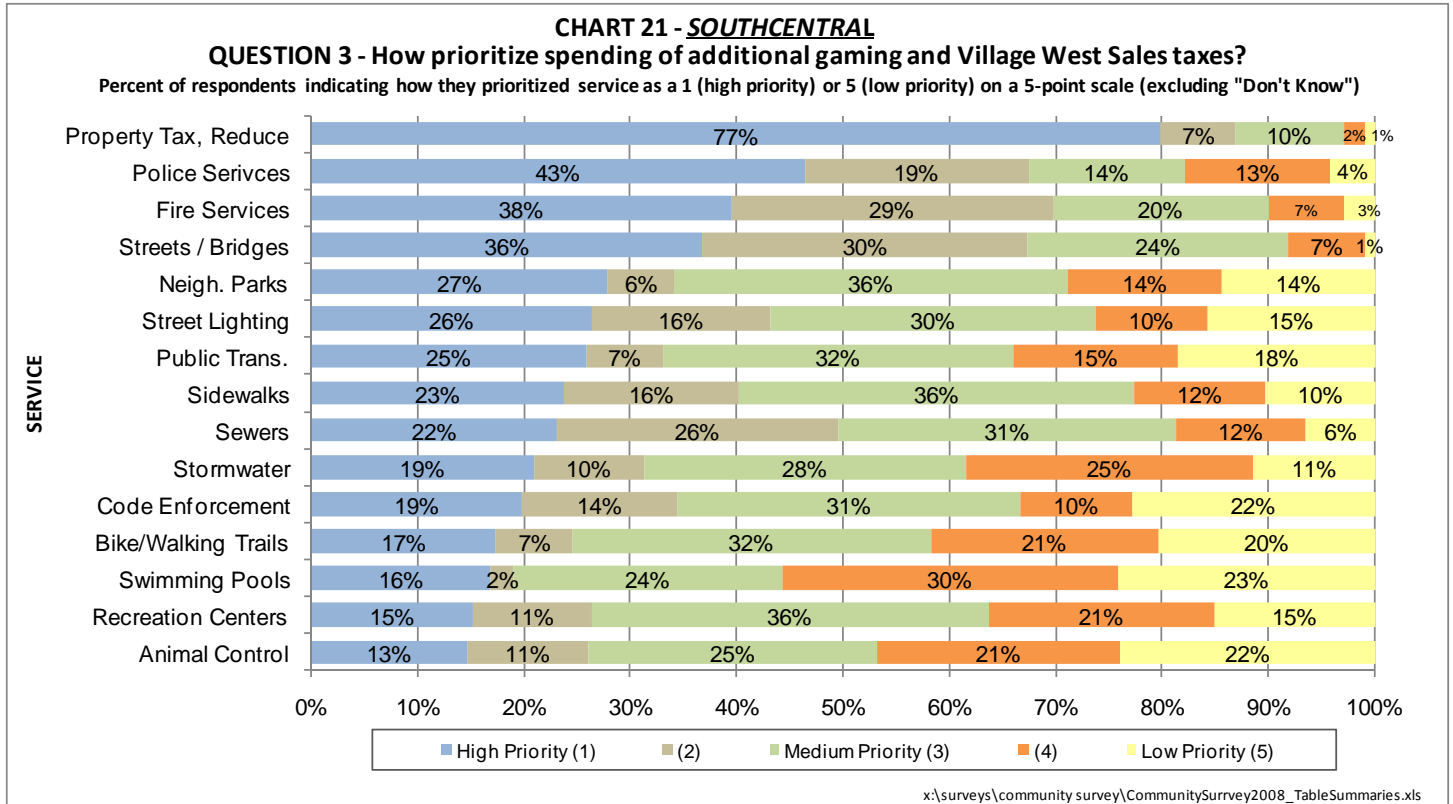


TABLE 20
QUESTION 3 - SOUTHCENTRAL COMBINED NEIGHBORHOOD
KANSAS CITY, KANSAS COMMUNITY SURVEY, 2008

Q3 - How would you prioritize the spending of additional gaming and Village West sales taxes by the Unified Government?

Service	High Priority				Medium Priority				Low Priority		Don't Know		Total Responses		Overall Score*	Overall Score Rank
	<u>1</u>		<u>2</u>		<u>3</u>		<u>4</u>		<u>5</u>		<u>9</u>		#	Pct		
	#	Pct	#	Pct	#	Pct	#	Pct	#	Pct	#	Pct				
Property Tax Reduction, Maintain Services at Current Level	79	77.5%	7	6.9%	10	9.8%	2	2.0%	1	1.0%	3	2.9%	102	100.0%	1.37	1
Fire Services (additional personnel, equipment, services, facilities, etc.)	39	38.2%	30	29.4%	20	19.6%	7	6.9%	3	2.9%	3	2.9%	102	100.0%	2.04	2
Streets / Bridges	36	36.0%	30	30.0%	24	24.0%	7	7.0%	1	1.0%	2	2.0%	100	100.0%	2.05	3
Police Services (additional personnel, equipment, services, facilities, etc.)	44	42.7%	20	19.4%	14	13.6%	13	12.6%	4	3.9%	8	7.8%	103	100.0%	2.08	4
Sewers	21	22.3%	24	25.5%	29	30.9%	11	11.7%	6	6.4%	3	3.2%	94	100.0%	2.53	5
Sidewalks (curbs, gutters, etc.)	23	23.2%	16	16.2%	36	36.4%	12	12.1%	10	10.1%	2	2.0%	99	100.0%	2.69	6
Street Lighting	25	25.5%	16	16.3%	29	29.6%	10	10.2%	15	15.3%	3	3.1%	98	100.0%	2.73	7
Neighborhood Parks	27	27.3%	6	6.1%	36	36.4%	14	14.1%	14	14.1%	2	2.0%	99	100.0%	2.81	8
Expand / Improve Public Transportation	25	25.3%	7	7.1%	32	32.3%	15	15.2%	18	18.2%	2	2.0%	99	100.0%	2.94	9
Stormwater (control & prevention)	20	19.4%	10	9.7%	29	28.2%	26	25.2%	11	10.7%	7	6.8%	103	100.0%	2.98	10
Code Enforcement	19	18.8%	14	13.9%	31	30.7%	10	9.9%	22	21.8%	5	5.0%	101	100.0%	3.02	11
Recreation Centers	15	14.7%	11	10.8%	37	36.3%	21	20.6%	15	14.7%	3	2.9%	102	100.0%	3.10	12
Bike / Walking Trails	17	16.7%	7	6.9%	33	32.4%	21	20.6%	20	19.6%	4	3.9%	102	100.0%	3.20	13
Animal Control	14	13.5%	11	10.6%	26	25.0%	22	21.2%	23	22.1%	8	7.7%	104	100.0%	3.30	14
Swimming Pools	16	16.2%	2	2.0%	24	24.2%	30	30.3%	23	23.2%	4	4.0%	99	100.0%	3.44	15
Other	5	35.7%	2	14.3%	1	7.1%	2	14.3%	1	7.1%	3	21.4%	14	100.0%	2.27	---

Note: A score of "1" indicates a "High Priority" service whereas a score of "5" reflects a "Low Priority" service.

*The overall score is based on the average of the valid responses for each category. This score gives an indication of the responses. However, the actual distribution of the scores provide a more accurate summary of how persons responded to each category.

**Responses of "Don't Know" or with no responses were not included in the above results.

Question 5 – Do you support a one-fourth (1/4) cent sales tax increase to help fund one or more of the following services?

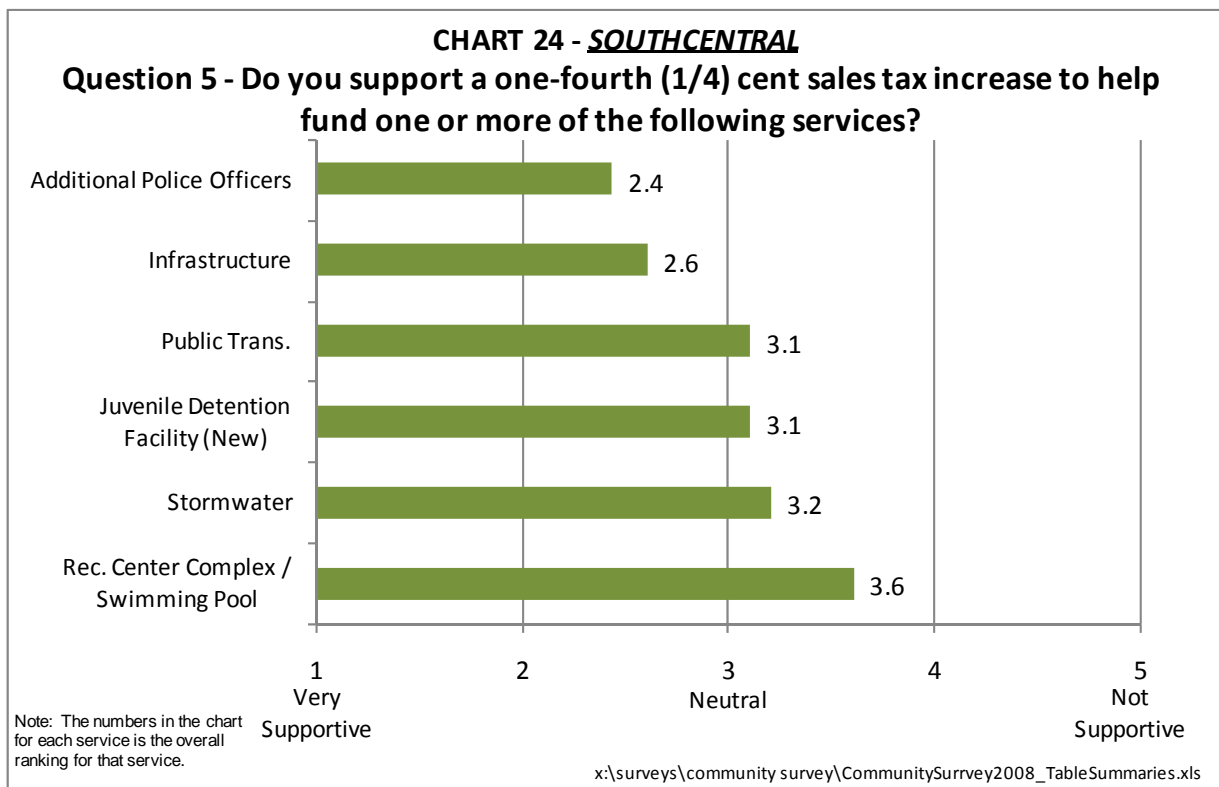
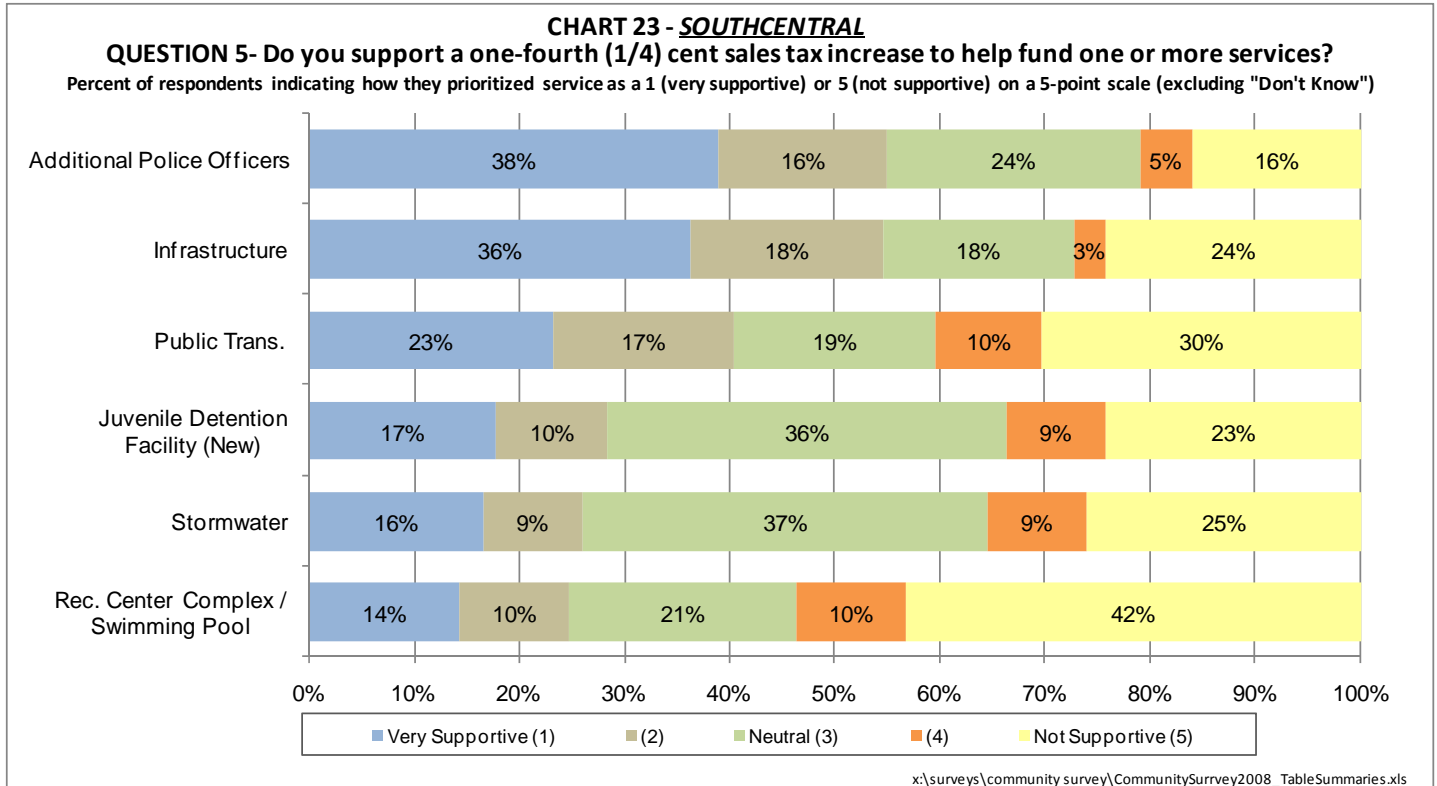


TABLE 21
QUESTION 5 - SOUTHCENTRAL COMBINED NEIGHBORHOOD
KANSAS CITY, KANSAS COMMUNITY SURVEY, 2008

Q5- Do you support a one-fourth (1/4) cent sales tax increase to help fund one or more of the following services?

Service	Very Supportive		Neutral				Not Supportive		Don't Know		Total Responses		Overall Score*	Overall Rank		
	1		2		3		4		5		9					
	#	Pct	#	Pct	#	Pct	#	Pct	#	Pct	#	Pct				
Additional Police Officers	39	38.2%	16	15.7%	24	23.5%	5	4.9%	16	15.7%	2	2.0%	102	100.0%	2.43	1
Infrastructure (streets / sewers / sidewalks / street lighting, etc.)	36	35.6%	18	17.8%	18	17.8%	3	3.0%	24	23.8%	2	2.0%	101	100.0%	2.61	2
Expand / Improve Public Transportation	23	22.8%	17	16.8%	19	18.8%	10	9.9%	30	29.7%	2	2.0%	101	100.0%	3.07	3
New Separate Juvenile Detention Facility	17	17.2%	10	10.1%	36	36.4%	9	9.1%	23	23.2%	4	4.0%	99	100.0%	3.12	4
Stormwater (control & prevention)	16	15.8%	9	8.9%	37	36.6%	9	8.9%	25	24.8%	5	5.0%	101	100.0%	3.19	5
Recreation Center Complex / Swimming Pool	14	13.9%	10	9.9%	21	20.8%	10	9.9%	42	41.6%	4	4.0%	101	100.0%	3.58	6
Other	14	63.6%	3	13.6%	0	0.0%	0	0.0%	3	13.6%	2	9.1%	22	100.0%	1.75	---

Note: A score of "1" indicates "Very Supportive" whereas a score of "5" reflects "Not Supportive".

*The overall score is based on the average of the valid responses for each category. This score gives an indication of the responses. However, the actual distribution of the scores provide a more accurate summary of how persons responded to each category.

**Responses of "Don't Know" or with no responses were not included in the above results.

X:\surveys\Community Survey 2007[CommunitySurvey2008_TableSummaries.xls]Q5_SC
 4/14/2008

Question 6 – Do you support a one-fourth (1/4) cent sales tax increase for the DOTTE Promise?

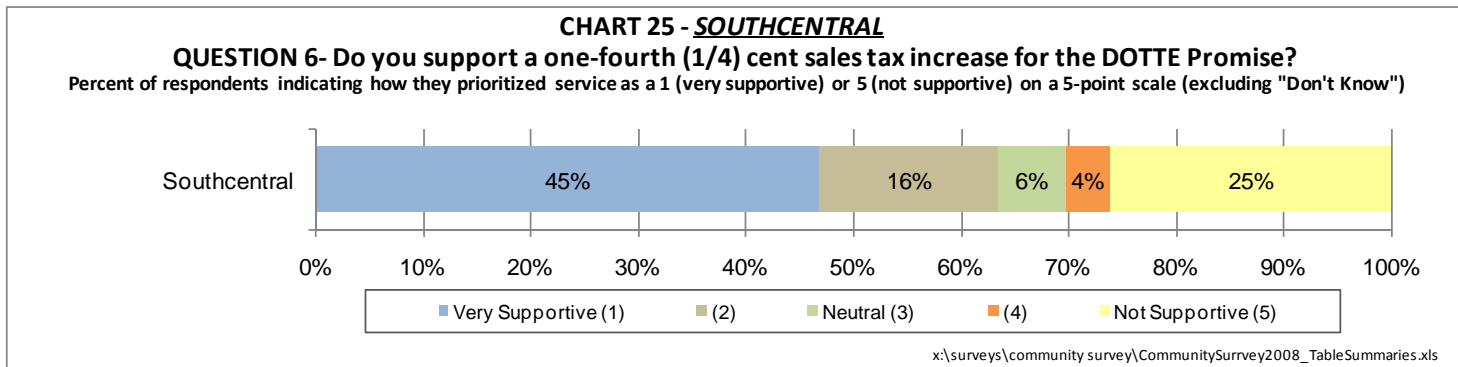


TABLE 22
QUESTION 6 - SOUTHCENTRAL COMBINED NEIGHBORHOOD
KANSAS CITY, KANSAS COMMUNITY SURVEY, 2008

Q6 - Do you support a one-fourth (1/4) cent sales tax increase for the DOTTE Promise?

Service	Very Supportive		Neutral				Not Supportive		Don't Know		Total Responses		Overall Score*		
	1		3		5		9								
	#	Pct	#	Pct	#	Pct	#	Pct	#	Pct	#	Pct			
Southcentral	45	44.6%	16	15.8%	6	5.9%	4	4.0%	25	24.8%	5	5.0%	101	100.0%	2.46

Note: A score of "1" indicates "Very Supportive" whereas a score of "5" reflects "Not Supportive".

*The overall score is based on the average of the valid responses for each category. This score gives an indication of the responses. However, the actual distribution of the scores provide a more accurate summary of how persons responded to each category.

**Responses of "Don't Know" or with no responses were not included in the above results.

X:\surveys\Community Survey 2007[CommunitySurvey2008_TableSummaries.xls]Q6-SC

NORTHCENTRAL COMBINED NEIGHBORHOOD SUMMARY QUESTIONS 3, 5 and 6

Question 3 – How would you prioritize spending of additional gaming and Village West sales taxes by the Unified Government?

Question 5 – Do you support a one-fourth (1/4) cent sales tax increase to help fund one or more of the following services?

Question 6 – Do you support a one-fourth (1/4) cent sales tax increase for the DOTTE Promise?

Question 3 – How would you prioritize spending of additional gaming and Village West sales taxes by the Unified Government?

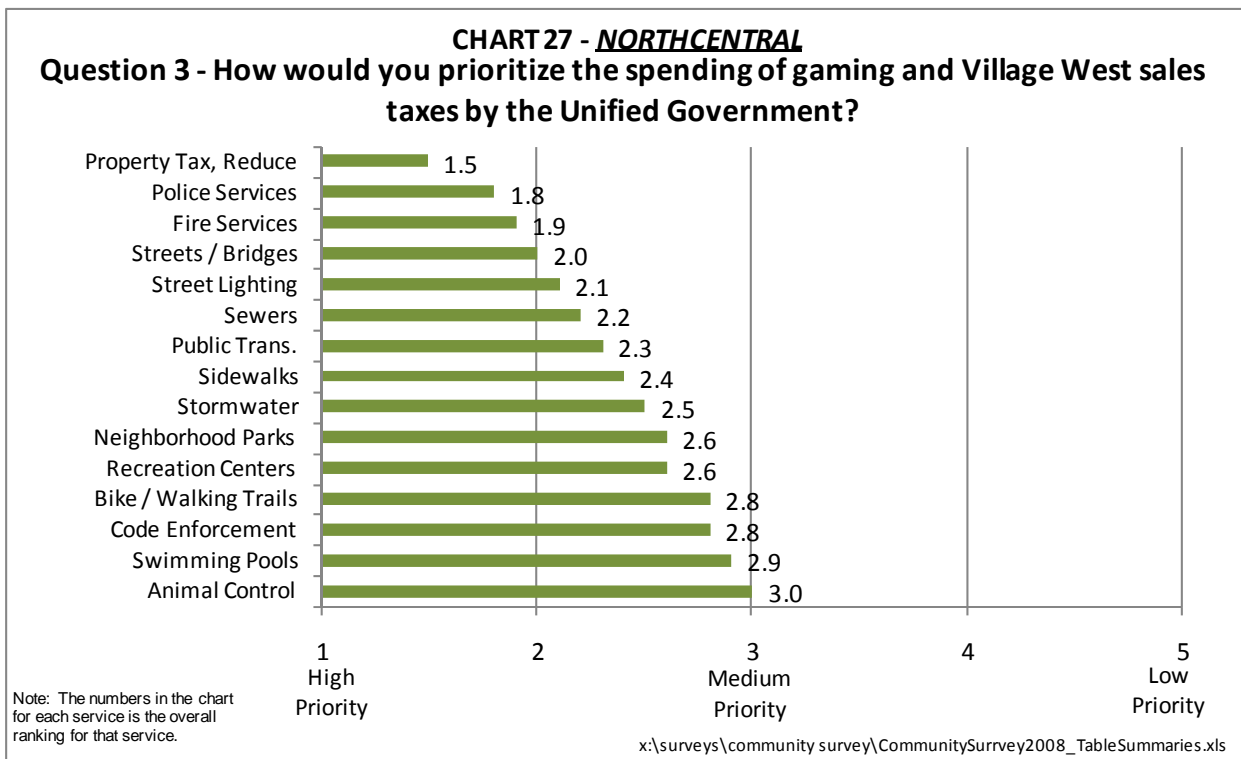
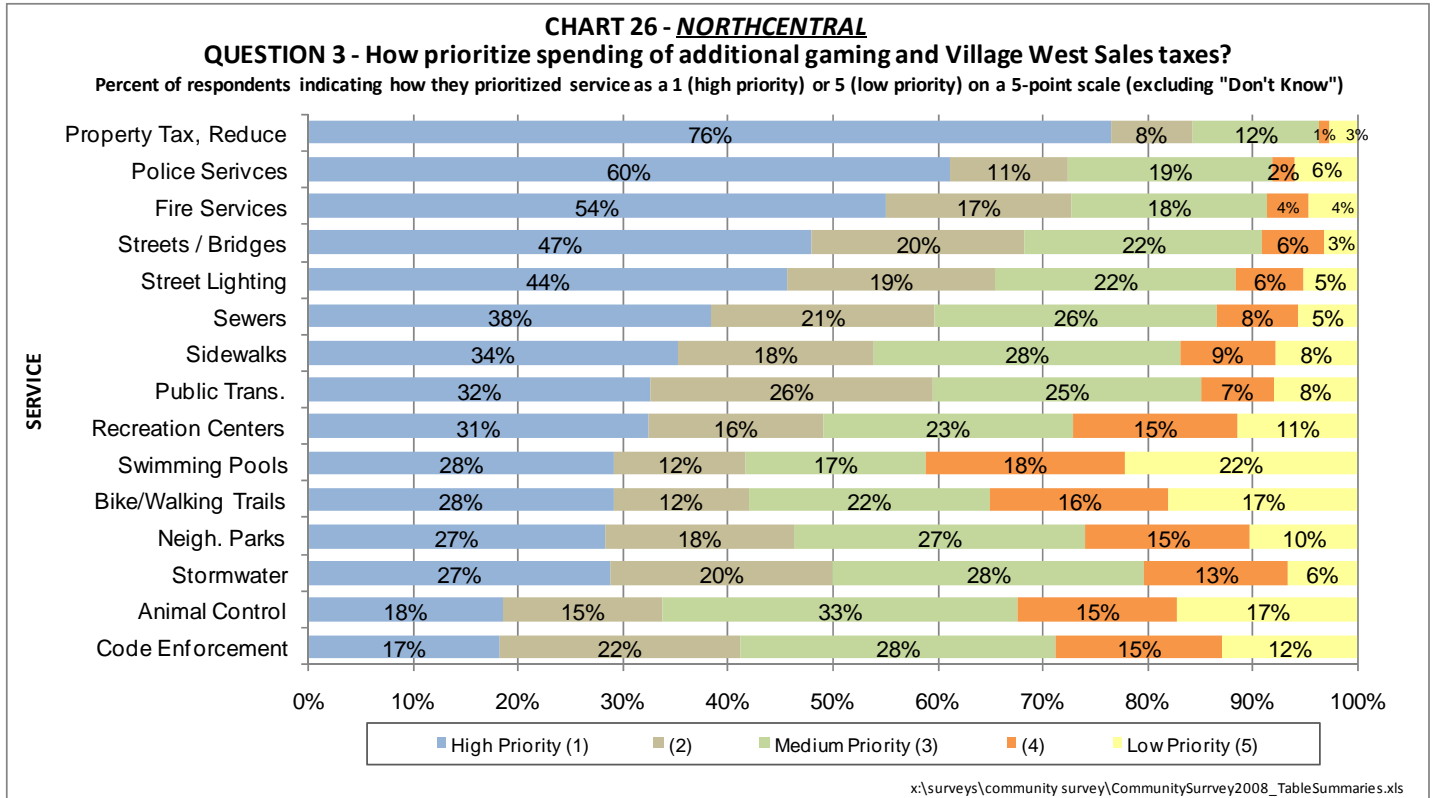


TABLE 23
QUESTION 3 - NORTHCENTRAL COMBINED NEIGHBORHOOD
KANSAS CITY, KANSAS COMMUNITY SURVEY, 2008

Q3 - How would you prioritize the spending of additional gaming and Village West sales taxes by the Unified Government?

Service	High Priority				Medium Priority				Low Priority		Don't Know		Total Responses		Overall Score*	Overall Score Rank
	1		2		3		4		5		9					
	#	Pct	#	Pct	#	Pct	#	Pct	#	Pct	#	Pct	#	Pct		
Property Tax Reduction, Maintain Services at Current Level	170	75.6%	17	7.6%	27	12.0%	2	0.9%	6	2.7%	3	1.3%	225	100.0%	1.45	1
Police Services (additional personnel, equipment, services, facilities, etc.)	135	60.0%	25	11.1%	43	19.1%	5	2.2%	13	5.8%	4	1.8%	225	100.0%	1.81	2
Fire Services (additional personnel, equipment, services, facilities, etc.)	121	54.0%	39	17.4%	41	18.3%	9	4.0%	10	4.5%	4	1.8%	224	100.0%	1.85	3
Streets / Bridges	106	47.3%	45	20.1%	50	22.3%	13	5.8%	7	3.1%	3	1.3%	224	100.0%	1.96	4
Street Lighting	99	44.4%	43	19.3%	50	22.4%	14	6.3%	11	4.9%	6	2.7%	223	100.0%	2.06	5
Sewers	83	37.6%	46	20.8%	58	26.2%	17	7.7%	12	5.4%	5	2.3%	221	100.0%	2.21	6
Expand / Improve Public Transportation	70	31.8%	58	26.4%	55	25.0%	15	6.8%	17	7.7%	5	2.3%	220	100.0%	2.31	7
Sidewalks (curbs, gutters, etc.)	77	34.2%	41	18.2%	64	28.4%	20	8.9%	17	7.6%	6	2.7%	225	100.0%	2.36	8
Stormwater (control & prevention)	61	27.4%	45	20.2%	63	28.3%	29	13.0%	14	6.3%	11	4.9%	223	100.0%	2.48	9
Recreation Centers	68	31.3%	35	16.1%	50	23.0%	33	15.2%	24	11.1%	7	3.2%	217	100.0%	2.57	10
Neighborhood Parks	61	27.5%	39	17.6%	60	27.0%	34	15.3%	22	9.9%	6	2.7%	222	100.0%	2.62	11
Bike / Walking Trails	63	28.0%	28	12.4%	50	22.2%	37	16.4%	39	17.3%	8	3.6%	225	100.0%	2.82	12
Code Enforcement	38	17.1%	48	21.6%	63	28.4%	33	14.9%	27	12.2%	13	5.9%	222	100.0%	2.82	13
Swimming Pools	63	28.3%	27	12.1%	37	16.6%	41	18.4%	48	21.5%	7	3.1%	223	100.0%	2.93	14
Animal Control	41	18.2%	34	15.1%	75	33.3%	34	15.1%	38	16.9%	3	1.3%	225	100.0%	2.97	15
Other	19	34.5%	5	9.1%	6	10.9%	15	27.3%	3	5.5%	7	12.7%	55	100.0%	2.54	---

Note: A score of "1" indicates a "High Priority" service whereas a score of "5" reflects a "Low Priority" service.

*The overall score is based on the average of the valid responses for each category. This score gives an indication of the responses. However, the actual distribution of the scores provide a more accurate summary of how persons responded to each category.

**Responses of "Don't Know" or with no responses were not included in the above results.

Question 5 – Do you support a one-fourth (1/4) cent sales tax increase to help fund one or more of the following services?

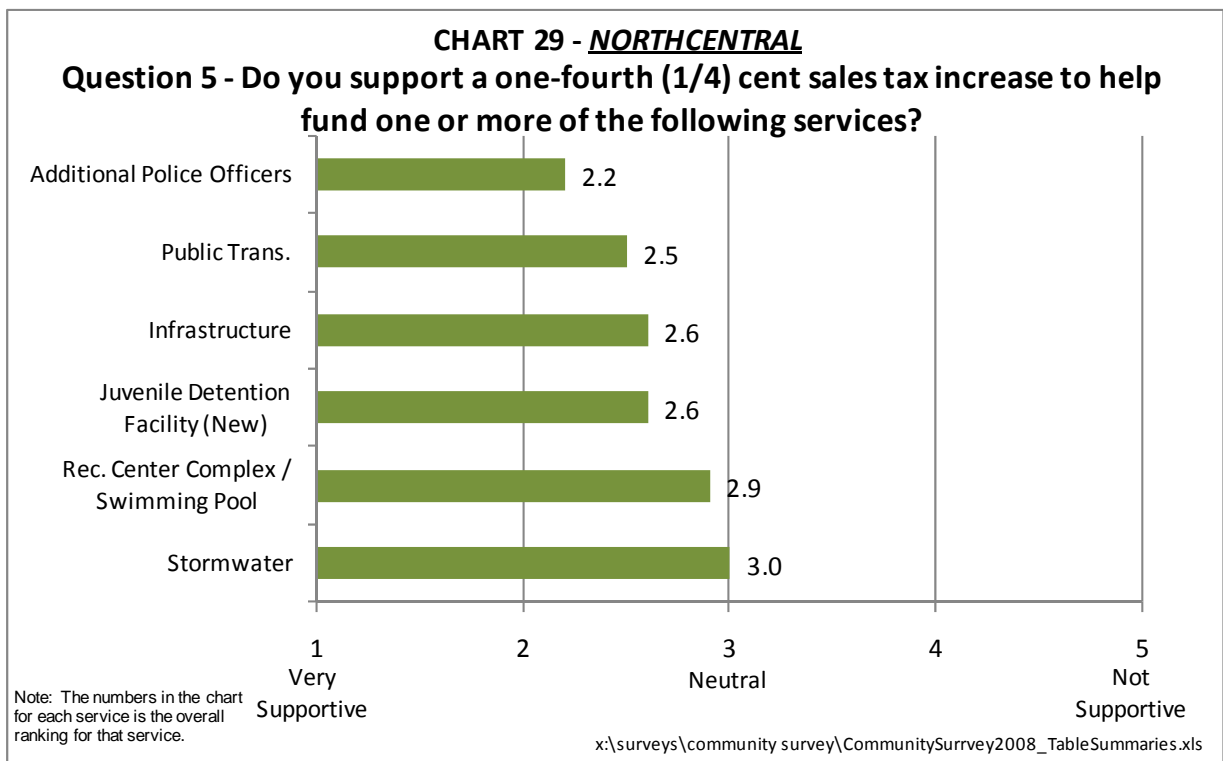
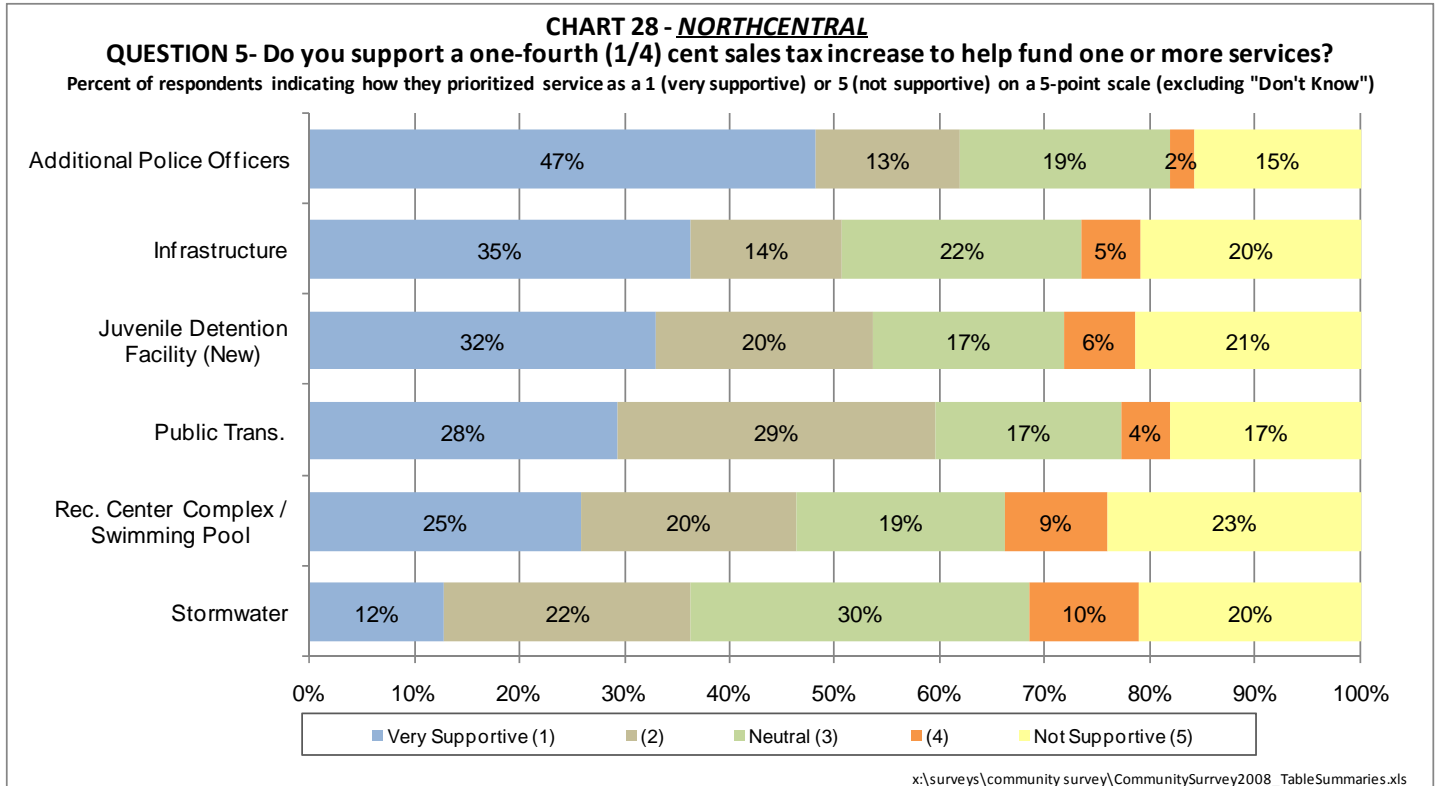


TABLE 24
QUESTION 5 - NORTHCENTRAL COMBINED NEIGHBORHOOD
KANSAS CITY, KANSAS COMMUNITY SURVEY, 2008

Q5- Do you support a one-fourth (1/4) cent sales tax increase to help fund one or more of the following services?

Service	Very Supportive		Neutral				Not Supportive		Don't Know		Total Responses		Overall Score*	Overall Rank		
	1		2		3		4		5		9					
	#	Pct	#	Pct	#	Pct	#	Pct	#	Pct	#	Pct				
Additional Police Officers	106	46.9%	30	13.3%	44	19.5%	5	2.2%	35	15.5%	6	2.7%	226	100.0%	2.24	1
Expand / Improve Public Transportation	63	28.1%	65	29.0%	38	17.0%	10	4.5%	39	17.4%	9	4.0%	224	100.0%	2.52	2
Infrastructure (streets / sewers / sidewalks / street lighting, etc.)	78	35.0%	31	13.9%	49	22.0%	12	5.4%	45	20.2%	8	3.6%	223	100.0%	2.60	3
New Separate Juvenile Detention Facility	69	31.7%	43	19.7%	38	17.4%	14	6.4%	45	20.6%	9	4.1%	218	100.0%	2.63	4
Recreation Center Complex / Swimming Pool	56	25.0%	44	19.6%	43	19.2%	21	9.4%	52	23.2%	8	3.6%	224	100.0%	2.86	5
Stormwater (control & prevention)	27	12.1%	49	22.0%	67	30.0%	22	9.9%	44	19.7%	14	6.3%	223	100.0%	3.03	6
Other	21	48.8%	2	4.7%	6	14.0%	0	0.0%	8	18.6%	6	14.0%	43	100.0%	2.24	---

Note: A score of "1" indicates "Very Supportive" whereas a score of "5" reflects "Not Supportive".

*The overall score is based on the average of the valid responses for each category. This score gives an indication of the responses. However, the actual distribution of the scores provide a more accurate summary of how persons responded to each category.

**Responses of "Don't Know" or with no responses were not included in the above results.

X:\surveys\Community Survey 2007[CommunitySurvey2008_TableSummaries.xls]Q5_NC
 4/14/2008

Question 6 – Do you support a one-fourth (1/4) cent sales tax increase for the DOTTE Promise?

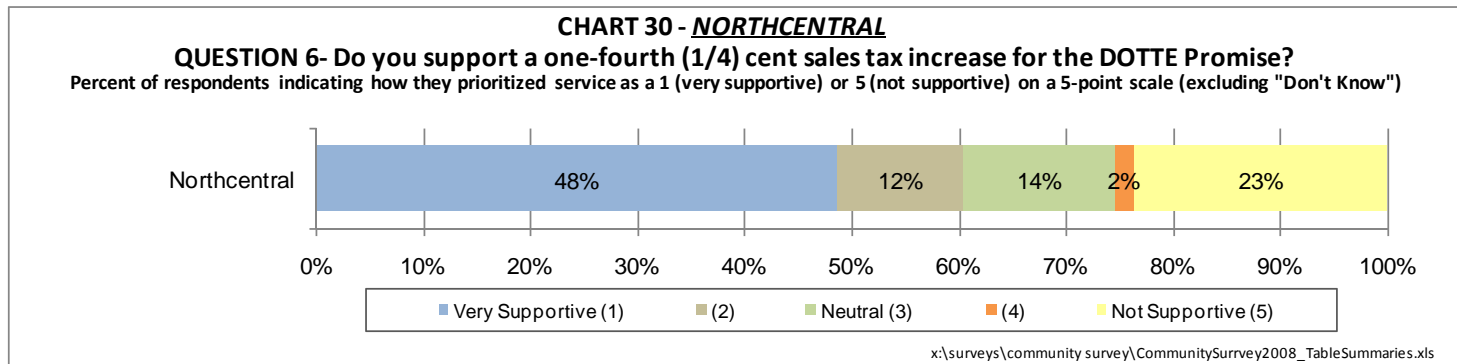


TABLE 25
QUESTION 6 - *NORTHCENTRAL* COMBINED NEIGHBORHOOD
KANSAS CITY, KANSAS COMMUNITY SURVEY, 2008

Q6 - Do you support a one-fourth (1/4) cent sales tax increase for the DOTTE Promise?

Service	Very Supportive		Neutral				Not Supportive		Don't Know		Total Responses		Overall Score*		
	1		2		3		4		5		9				
	#	Pct	#	Pct	#	Pct	#	Pct	#	Pct	#	Pct			
Northcentral	107	47.8%	26	11.6%	31	13.8%	4	1.8%	52	23.2%	4	1.8%	224	100.0%	2.40

Note: A score of "1" indicates "Very Supportive" whereas a score of "5" reflects "Not Supportive".

*The overall score is based on the average of the valid responses for each category. This score gives an indication of the responses. However, the actual distribution of the scores provide a more accurate summary of how persons responded to each category.

**Responses of "Don't Know" or with no responses were not included in the above results.

X:\surveys\Community Survey 2007\CommunitySurvey2008_TableSummaries.xls\Q6-NC

**NORTHWEST
COMBINED NEIGHBORHOOD SUMMARY
QUESTIONS 3, 5 and 6**

Question 3 – How would you prioritize spending of additional gaming and Village West sales taxes by the Unified Government?

Question 5 – Do you support a one-fourth (1/4) cent sales tax increase to help fund one or more of the following services?

Question 6 – Do you support a one-fourth (1/4) cent sales tax increase for the DOTTE Promise?

Question 3 – How would you prioritize spending of additional gaming and Village West sales taxes by the Unified Government?

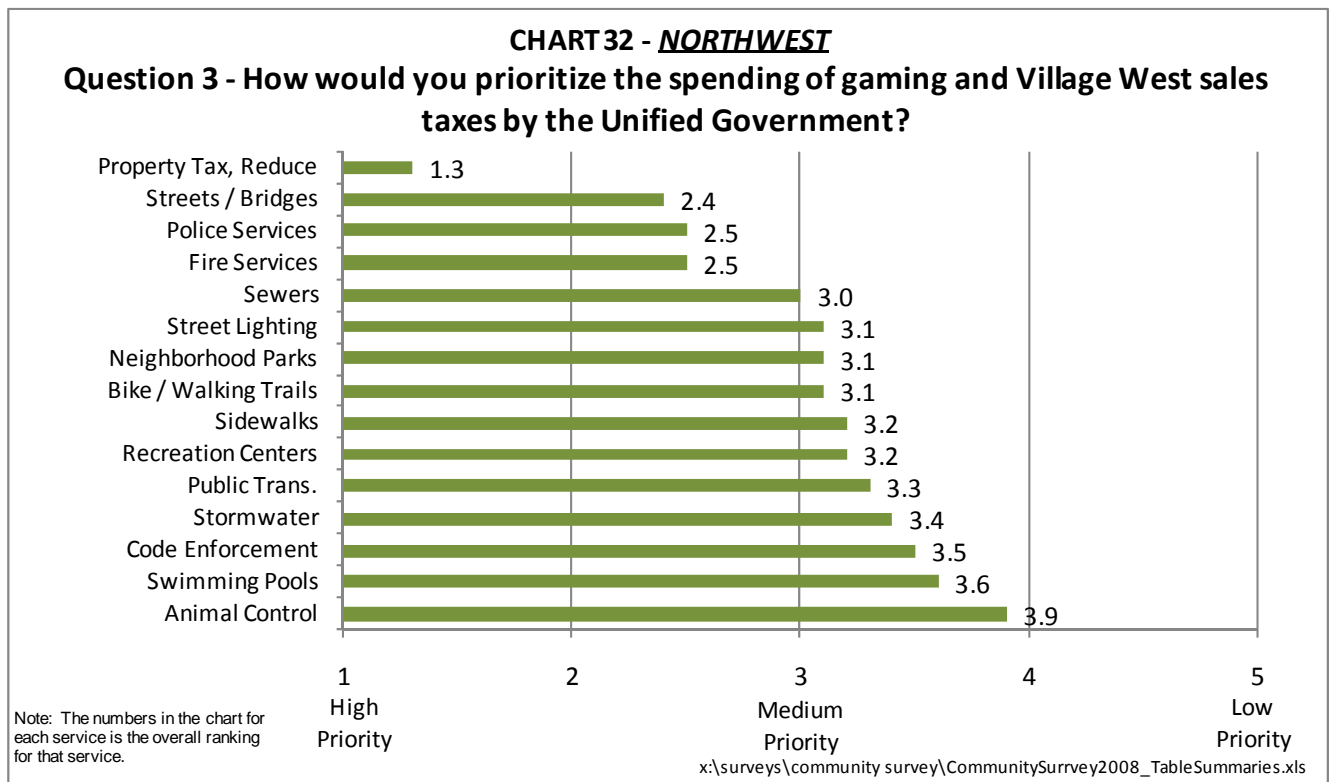
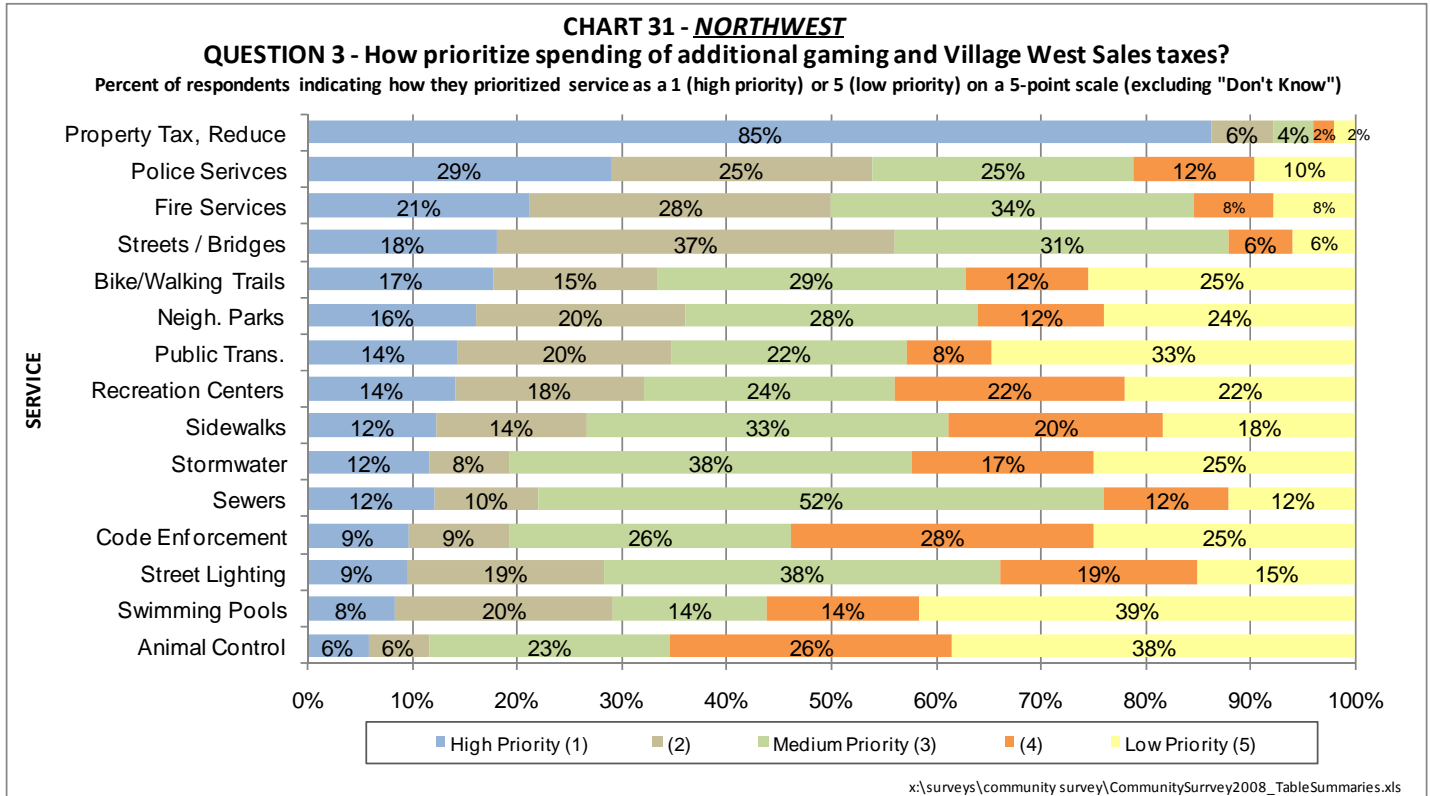


TABLE 26
QUESTION 3 - NORTHWEST COMBINED NEIGHBORHOOD
KANSAS CITY, KANSAS COMMUNITY SURVEY, 2008

Q3 - How would you prioritize the spending of additional gaming and Village West sales taxes by the Unified Government?

Service	High Priority				Medium Priority				Low Priority		Don't Know		Total Responses		Overall Score*	Overall Rank
	1		2		3		4		5		9		#	Pct		
	#	Pct	#	Pct	#	Pct	#	Pct	#	Pct	#	Pct				
Property Tax Reduction, Maintain Services at Current Level	44	84.6%	3	5.8%	2	3.8%	1	1.9%	1	1.9%	1	1.9%	52	100.0%	1.27	1
Streets / Bridges	9	17.6%	19	37.3%	16	31.4%	3	5.9%	3	5.9%	1	2.0%	51	100.0%	2.44	2
Police Services (additional personnel, equipment, services, facilities, etc.)	15	28.8%	13	25.0%	13	25.0%	6	11.5%	5	9.6%	0	0.0%	52	100.0%	2.48	3
Fire Services (additional personnel, equipment, services, facilities, etc.)	11	20.8%	15	28.3%	18	34.0%	4	7.5%	4	7.5%	1	1.9%	53	100.0%	2.52	4
Sewers	6	11.5%	5	9.6%	27	51.9%	6	11.5%	6	11.5%	2	3.8%	52	100.0%	3.02	5
Neighborhood Parks	8	16.0%	10	20.0%	14	28.0%	6	12.0%	12	24.0%	0	0.0%	50	100.0%	3.08	6
Street Lighting	5	9.4%	10	18.9%	20	37.7%	10	18.9%	8	15.1%	0	0.0%	53	100.0%	3.11	7
Bike / Walking Trails	9	17.3%	8	15.4%	15	28.8%	6	11.5%	13	25.0%	1	1.9%	52	100.0%	3.12	8
Sidewalks (curbs, gutters, etc.)	6	11.8%	7	13.7%	17	33.3%	10	19.6%	9	17.6%	2	3.9%	51	100.0%	3.18	9
Recreation Centers	7	13.7%	9	17.6%	12	23.5%	11	21.6%	11	21.6%	1	2.0%	51	100.0%	3.20	10
Expand / Improve Public Transportation	7	13.7%	10	19.6%	11	21.6%	4	7.8%	17	33.3%	2	3.9%	51	100.0%	3.29	11
Stormwater (control & prevention)	6	11.5%	4	7.7%	20	38.5%	9	17.3%	13	25.0%	0	0.0%	52	100.0%	3.37	12
Code Enforcement	5	9.4%	5	9.4%	14	26.4%	15	28.3%	13	24.5%	1	1.9%	53	100.0%	3.50	13
Swimming Pools	4	7.8%	10	19.6%	7	13.7%	7	13.7%	20	39.2%	3	5.9%	51	100.0%	3.60	14
Animal Control	3	5.7%	3	5.7%	12	22.6%	14	26.4%	20	37.7%	1	1.9%	53	100.0%	3.87	15
Other	7	77.8%	1	11.1%	0	0.0%	0	0.0%	1	11.1%	0	0.0%	9	100.0%	1.56	---

Note: A score of "1" indicates a "High Priority" service whereas a score of "5" reflects a "Low Priority" service.

*The overall score is based on the average of the valid responses for each category. This score gives an indication of the responses. However, the actual distribution of the scores provide a more accurate summary of how persons responded to each category.

**Responses of "Don't Know" or with no responses were not included in the above results.

Question 5 – Do you support a one-fourth (1/4) cent sales tax increase to help fund one or more of the following services?

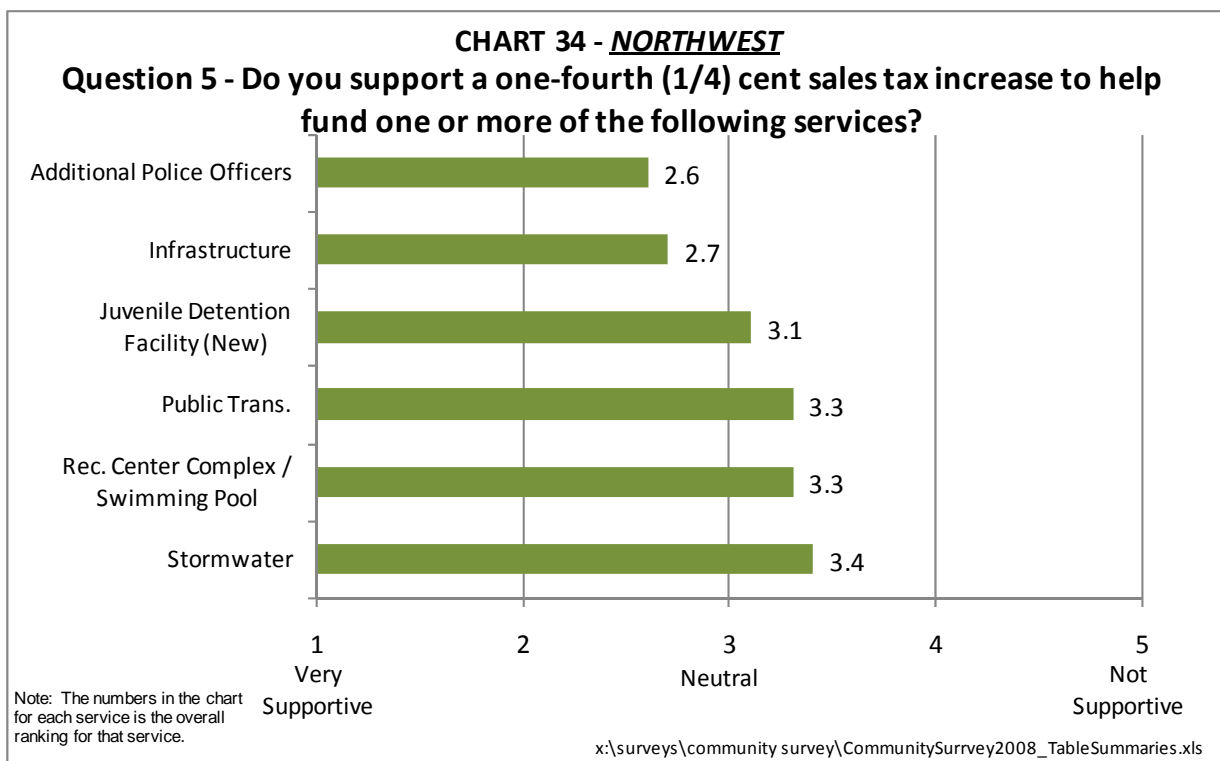
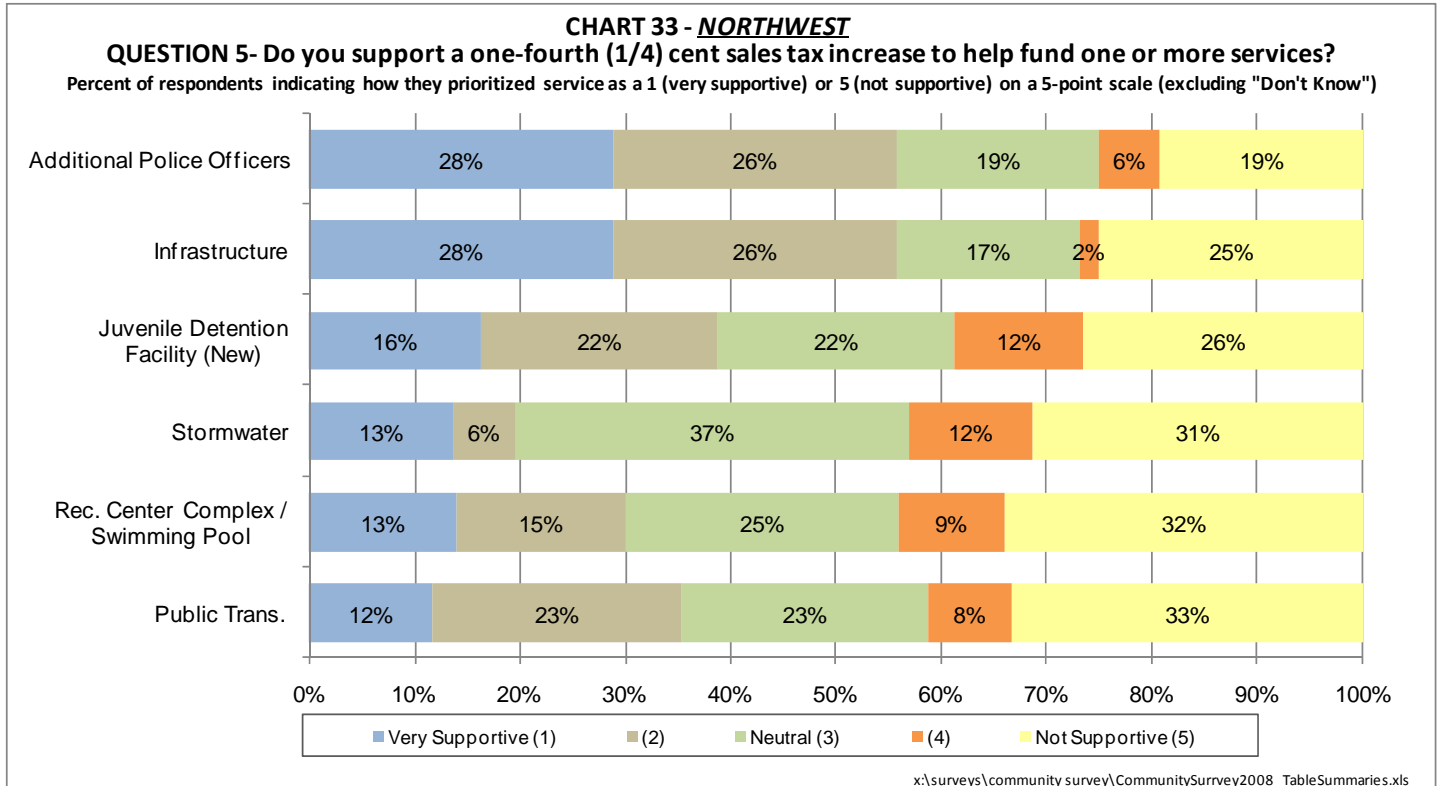


TABLE 27
QUESTION 5 - NORTHWEST COMBINED NEIGHBORHOOD
KANSAS CITY, KANSAS COMMUNITY SURVEY, 2008

Q5- Do you support a one-fourth (1/4) cent sales tax increase to help fund one or more of the following services?

Service	Very Supportive		Neutral				Not Supportive		Don't Know		Total Responses		Overall Score*	Overall Rank		
	1		2		3		4		5		9					
	#	Pct	#	Pct	#	Pct	#	Pct	#	Pct	#	Pct				
Additional Police Officers	15	28.3%	14	26.4%	10	18.9%	3	5.7%	10	18.9%	1	1.9%	53	100.0%	2.60	1
Infrastructure (streets / sewers / sidewalks / street lighting, etc.)	15	28.3%	14	26.4%	9	17.0%	1	1.9%	13	24.5%	1	1.9%	53	100.0%	2.67	2
New Separate Juvenile Detention Facility	8	16.0%	11	22.0%	11	22.0%	6	12.0%	13	26.0%	1	2.0%	50	100.0%	3.10	3
Expand / Improve Public Transportation	6	11.5%	12	23.1%	12	23.1%	4	7.7%	17	32.7%	1	1.9%	52	100.0%	3.27	4
Recreation Center Complex / Swimming Pool	7	13.2%	8	15.1%	13	24.5%	5	9.4%	17	32.1%	3	5.7%	53	100.0%	3.34	5
Stormwater (control & prevention)	7	13.5%	3	5.8%	19	36.5%	6	11.5%	16	30.8%	1	1.9%	52	100.0%	3.41	6
Other	8	72.7%	2	18.2%	0	0.0%	0	0.0%	1	9.1%	0	0.0%	11	100.0%	1.55	---

Note: A score of "1" indicates "Very Supportive" whereas a score of "5" reflects "Not Supportive".

*The overall score is based on the average of the valid responses for each category. This score gives an indication of the responses. However, the actual distribution of the scores provide a more accurate summary of how persons responded to each category.

**Responses of "Don't Know" or with no responses were not included in the above results.

X:\surveys\Community Survey 2007[CommunitySurvey2008_TableSummaries.xls]Q5_NW
 4/14/2008

Question 6 – Do you support a one-fourth (1/4) cent sales tax increase for the DOTTE Promise?

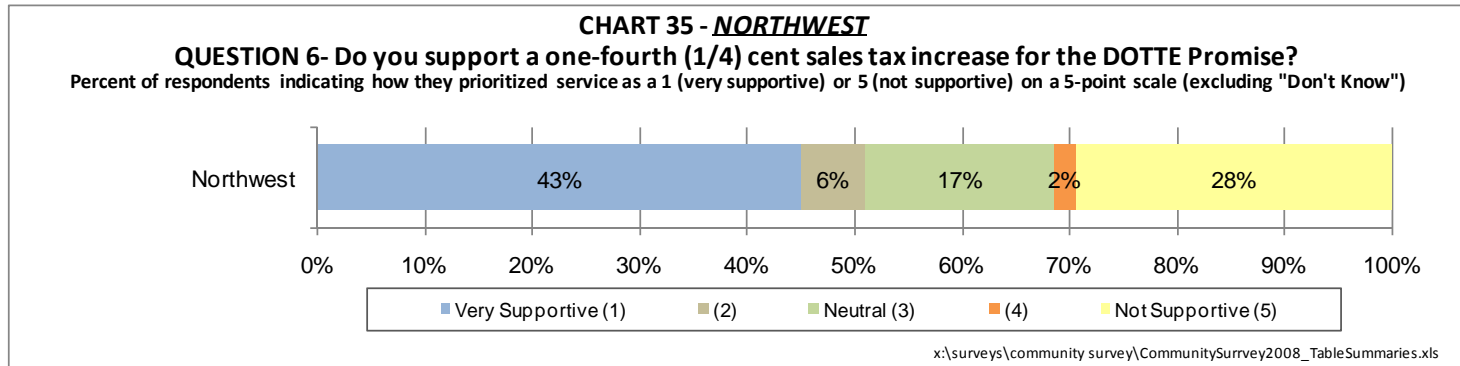


TABLE 28
QUESTION 6 - *NORTHWEST* COMBINED NEIGHBORHOOD
KANSAS CITY, KANSAS COMMUNITY SURVEY, 2008

Q6 - Do you support a one-fourth (1/4) cent sales tax increase for the DOTTE Promise?

Service	Very Supportive		Neutral				Not Supportive		Don't Know		Total Responses		Overall Score*		
	1		3		4		5		9						
	#	Pct	#	Pct	#	Pct	#	Pct	#	Pct	#	Pct			
Northwest	23	43.4%	3	5.7%	9	17.0%	1	1.9%	15	28.3%	2	3.8%	53	100.0%	2.65

Note: A score of "1" indicates "Very Supportive" whereas a score of "5" reflects "Not Supportive".

*The overall score is based on the average of the valid responses for each category. This score gives an indication of the responses. However, the actual distribution of the scores provide a more accurate summary of how persons responded to each category.

**Responses of "Don't Know" or with no responses were not included in the above results.

X:\surveys\Community Survey 2007[CommunitySurvey2008_TableSummaries.xls]Q6-NW

APPENDIX A, cont.

DEMOGRAPHIC DATA COMPARISON

**TABLE 29
DEMOGRAPHIC COMPARISON
COMMUNITY SURVEY, 2008 &
KANSAS CITY, KS US CENSUS BUREAU DATA (AMERICAN COMMUNITY SURVEY, 2006)**

Gender	<u>UNWEIGHTED</u>		<u>WEIGHTED</u>		Census	
	Comm. Survey		Comm. Survey			
	<u>Count</u>	<u>Percent</u>	<u>Count</u>	<u>Percent</u>	<u>Count</u>	<u>Percent</u>
Male	338	44.7%	304	40.3%	65,509	47.4%
Female	418	55.3%	450	59.7%	72,757	52.6%
Total	756	100.0%	754	100.0%	138,266	100.0%

Age Category	Comm. Survey		Comm. Survey		Census	
	<u>Count</u>	<u>Percent</u>	<u>Count</u>	<u>Percent</u>	<u>Count</u>	<u>Percent</u>
	18 - 24 YEARS*	24	3.1%	101	13.2%	14,113
25 - 34 YEARS	93	12.2%	154	20.2%	20,431	20.1%
35 - 44 YEARS	120	15.7%	149	19.5%	19,858	19.5%
45 - 54 YEARS	166	21.7%	140	18.3%	18,654	18.3%
55 - 64 YEARS	152	19.9%	104	13.6%	13,514	13.3%
65 YEARS OR OLDER	210	27.5%	115	15.1%	15,164	14.9%
Total	765	100.0%	763	100.0%	101,734	100.0%

*Age group 18-24 years is an estimate.

Race/Ethnicity Category	Comm. Survey		Comm. Survey		Census	
	<u>Count</u>	<u>Percent</u>	<u>Count</u>	<u>Percent</u>	<u>Count</u>	<u>Percent</u>
	WHITE	520	69.1%	366	48.6%	62,160
BLACK / AFRICAN AMERICAN	154	20.5%	196	26.0%	39,835	28.0%
AMERICAN INDIAN & ALASKA NATIVE	5	0.7%	7	0.9%	757	0.5%
ASIAN OR PACIFIC ISLANDER	10	1.3%	6	0.8%	2,283	1.6%
SPANISH / HISPANIC / LATINO	48	6.4%	162	21.5%	34,318	24.1%
MULTI-RACIAL	11	1.5%	12	1.6%	2,913	2.0%
OTHER	4	0.5%	4	0.5%	0	0.0%
TOTAL	752	100.0%	753	100.0%	142,266	100.0%

Income Category	Comm. Survey		Comm. Survey		Census	
	<u>Count*</u>	<u>Percent</u>	<u>Count</u>	<u>Percent</u>	<u>Count**</u>	<u>Percent</u>
	LESS THAN \$25,000	204	27.9%	224	30.3%	17,632
\$25,000 TO \$49,999	249	34.1%	256	34.6%	17,705	32.9%
\$50,000 TO \$74,999	153	20.9%	144	19.5%	8,672	16.1%
\$75,000 OR MORE	125	17.1%	115	15.6%	9,873	18.3%
TOTAL	731	100.0%	739	100.0%	53,882	100.0%

*Number of households

Household Type	Comm. Survey		Comm. Survey		Census	
	<u>Count</u>	<u>Percent</u>	<u>Count</u>	<u>Percent</u>	<u>Count</u>	<u>Percent</u>
	SINGLE ADULT, NO CHILDREN	237	31.9%	189	26.0%	15,624
SINGLE ADULT, WITH CHILDREN	74	10.0%	100	13.8%	7,107	13.2%
MARRIED, NO CHILDREN	200	27.0%	137	18.8%	12,088	22.4%
MARRIED, WITH CHILDREN*	193	26.0%	234	32.2%	10,272	19.1%
OTHER	38	5.1%	67	9.2%	8,791	16.3%
TOTAL	742	100.0%	727	100.0%	53,882	100.0%

*Children 19 years of age and under on survey; children 18 years of age and under for Census data.

APPENDIX A, cont.

RESULTS TO SURVEY QUESTIONS (WEIGHTED)

Q1 - Which statement best describes your opinion regarding the sale and use of fireworks in Kansas City, Kansas?

	<u>#</u>	<u>Pct</u>
Support the continued sale and use of fireworks in Kansas City, Kansas	442	58.2%
Favor a ban on sales and use of fireworks in Kansas City, Kansas	236	31.1%
No opinion	81	10.7%
Total	759	100.0%

Q2 - Would you support a city ordinance banning smoking in enclosed places of employment and all public enclosed spaces in Kansas City, Kansas?

	<u>#</u>	<u>Pct</u>
Yes	477	63.1%
No	236	31.2%
No Opinion	43	5.7%
Total	756	100.0%

Q2a - If a public smoking ban is adopted by the Unified Government should any of the following be exempted from such a ban?

	<u>#</u>	<u>Pct</u>
Gaming facilities	333	42.9%
Bars / Private Clubs	383	49.4%
Other	103	13.3%
No Opinion	175	22.5%

(Note: Percentages total more than 100% due to respondents being able to select more than one response.)

Q3 - How would you prioritize the spending of additional gaming and Village West sales taxes by the Unified Government?

	High Priority (1)		(2)		Medium Priority (3)		(4)		Low Priority (5)		Don't Know (9)		Total	
	<u>#</u>	<u>Pct.</u>	<u>#</u>	<u>Pct.</u>	<u>#</u>	<u>Pct.</u>	<u>#</u>	<u>Pct.</u>	<u>#</u>	<u>Pct.</u>	<u>#</u>	<u>Pct.</u>	<u>#</u>	<u>Pct.</u>
Property tax reduction combined with-maintain services at current level	537	71.9%	75	10.0%	68	9.1%	12	1.6%	26	3.5%	29	3.9%	747	100.0%
Streets / bridges	335	44.7%	172	23.0%	172	23.0%	34	4.5%	16	2.1%	20	2.7%	749	100.0%
Sewers	225	31.0%	146	20.1%	196	27.0%	72	9.9%	47	6.5%	40	5.5%	726	100.0%
Sidewalk (curbs, gutters, etc.)	268	35.5%	114	15.1%	196	26.0%	79	10.5%	69	9.2%	28	3.7%	754	100.0%
Street lighting	291	39.4%	120	16.3%	193	26.2%	55	7.5%	63	8.5%	16	2.2%	738	100.0%
Police services (additional personnel, equipment, services, facilities, etc.)	369	48.5%	129	17.0%	127	16.7%	53	7.0%	53	7.0%	30	3.9%	761	100.0%
Animal control	145	19.1%	100	13.2%	190	25.0%	138	18.2%	144	18.9%	43	5.7%	760	100.0%
Code Enforcement	141	18.8%	108	14.4%	202	26.9%	137	18.3%	113	15.1%	49	6.5%	750	100.0%
Fire services (additional personnel, equipment, services, facilities, etc.)	335	44.3%	148	19.6%	153	20.2%	62	8.2%	33	4.4%	25	3.3%	756	100.0%
Stormwater (control & prevention)	189	25.1%	125	16.6%	213	28.3%	122	16.2%	74	9.8%	29	3.9%	752	100.0%
Neighborhood parks	199	26.6%	132	17.6%	198	26.4%	109	14.6%	96	12.8%	15	2.0%	749	100.0%
Bike / walking trails	200	26.4%	74	9.8%	174	23.0%	119	15.7%	158	20.9%	32	4.2%	757	100.0%
Recreation centers	210	27.9%	111	14.7%	182	24.2%	119	15.8%	109	14.5%	22	2.9%	753	100.0%
Swimming pools	156	20.8%	80	10.7%	140	18.6%	167	22.2%	171	22.8%	37	4.9%	751	100.0%
Expend / improve public transportation	232	31.1%	123	16.5%	166	22.3%	79	10.6%	106	14.2%	40	5.4%	746	100.0%

Q4 - How would you rate the overall quality of current services provided by the Unified Government?

	<u>#</u>	<u>Pct</u>
Excellent	30	3.9%
Good	228	29.8%
Average	332	43.3%
Below Average	94	12.3%
Poor	50	6.5%
Don't Know	32	4.2%
Total	766	100.0%

Q5 - Do you support a one-fourth (1/4) cent sales tax increase to help fund one or more of the following services?

	High Priority (1)		(2)		Medium Priority (3)		(4)		Low Priority (5)		Don't Know (9)		Total	
	<u>#</u>	<u>Pct.</u>	<u>#</u>	<u>Pct.</u>	<u>#</u>	<u>Pct.</u>	<u>#</u>	<u>Pct.</u>	<u>#</u>	<u>Pct.</u>	<u>#</u>	<u>Pct.</u>	<u>#</u>	<u>Pct.</u>
Infrastructure (streets / sewers / sidewalks / street lighting, etc.)	269	35.3%	121	15.9%	189	24.8%	29	3.8%	135	17.7%	20	2.6%	763	100.0%
Additional police officers	293	38.2%	129	16.8%	163	21.3%	41	5.3%	122	15.9%	19	2.5%	767	100.0%
Stormwater (control & prevention)	132	17.3%	115	15.1%	261	34.3%	80	10.5%	143	18.8%	31	4.1%	762	100.0%
Recreation center complex / swimming pool	157	20.5%	135	17.6%	168	21.9%	67	8.7%	213	27.8%	26	3.4%	766	100.0%
Expand / improve public transportation	212	27.7%	184	24.1%	135	17.7%	64	8.4%	142	18.6%	27	3.5%	764	100.0%
New separate juvenile detention facility	189	25.0%	135	17.9%	179	23.7%	52	6.9%	165	21.8%	36	4.8%	756	100.0%

Q6 - Do you support a one-fourth (1/4) cent sales tax increase for the DOTTE Promise?

	<u>#</u>	<u>Pct</u>
Very Supportive (1)	375	49.0%
(2)	99	12.9%
Neutral (3)	99	12.9%
(4)	14	1.8%
Not Supportive (5)	157	20.5%
Don't Know (9)	22	2.9%
Total	766	100.0%

RESPONSES BY NEIGHBORHOOD

	<u>#</u>	<u>Pct</u>
Victory Hills	110	14.3%
Rosedale	87	11.3%
Riverview	83	10.8%
Bethel-Welborn	64	8.3%
Kensington	62	8.0%
Northeast	54	7.0%
Turner	52	6.7%
Muncie-Stony Pt	46	6.0%
Northwest	38	4.9%
I-435 West KCK	33	4.3%
Argentine	32	4.2%
Coronado	31	4.0%
Prairie/Piper	20	2.6%
Nearman Hills	16	2.1%
Shawnee Heights	16	2.1%
Armourdale	14	1.8%
Quindaro Bluffs	8	1.0%
Morris	5	0.6%
Total	771	100.0%

DEMOGRAPHIC QUESTIONS

Q1 - Gender

	#	Pct
Male	304	40.3%
Female	450	59.7%
Total	754	100.0%

Q2 - Age group

	#	Pct
18-24	101	13.2%
25-34	154	20.2%
35-44	149	19.5%
45-54	140	18.3%
55-64	104	13.6%
65+	115	15.1%
Total	763	100.0%

Q3 - Race

	#	Pct
White	366	48.6%
Black/African American	196	26.0%
American Indian or Alaska Native	7	0.9%
Asian or Pacific Islander	6	0.8%
Spanish/ Hispanic/ Latino	162	21.5%
Multi-racial	12	1.6%
Other	4	0.5%
Total	753	100.0%

Q4 - Household income

	#	Pct
Less than \$25,000	224	30.3%
\$25,000 - \$49,000	256	34.6%
\$50,000 - \$74,999	144	19.5%
\$75,000 or More	115	15.6%
Total	739	100.0%

Q5 - Household Type

	#	Pct
Single Adult, no children	189	26.0%
Single Adult, with children	100	13.8%
Married, no children	137	18.8%
Married, with children	258	35.5%
Other	43	5.9%
Total	727	100.0%

Q6 - Number of respondents indicating having at least one child in the following age groups:

	#	Pct
0 - 4 Years old	179	23.1%
5 - 9 Years old	171	22.1%
10 - 14 Years old	140	18.1%
15 - 19 Years old	114	14.7%
Total	775	77.9%

*The percent for Ques. 6 is based on the total number of respondents (775) that indicated household type.

APPENDIX A, cont.

DETAILED LISTING OF OPEN-ENDED RESPONSES

(Question 2 responses, pages A39 – A42)

(Question 3 responses, pages A43 – A45)

(Question 5 responses, pages A46 – A48)

(General Comments, pages A49 – A56)

DETAILED RESPONSES TO QUESTION 2 "OTHER" RESPONSES

QUESTION 2 - Would you support a city ordinance banning smoking in enclosed places of employment and all public enclosed spaces in Kansas City, Kansas?

(Note: No grammatical changes have been made to responses listed below; they were entered as stated by the respondent.)

All private businesses
Any area 3/3 or fewer people in it at any one time
Any eating place
Any out of the door area
Any outside place
Any privately owned of business that posts a notice that it is allowed
Area sit off in employment places
As proprietor may decide
Ban on specific fireworks(q1). Q2a: only designated areas
Bann all of them
Bingo places, restaurants should have smoking & non-smoking sides.
Bowling alleys
Bowling alleys
Bowling Center
Café
Cigarette shops
Eating facilities
Employment
Every private business
Everywhere
Everywhere.
Food establishments, nursing homes, hospitals
Gaming facilities should have specific areas for smokers
Government facilities should be under government orders; privately owned facilities should be run by the proprietor.
Homes
I smoke
I think it should be up to the owners of their establishment
If you ban it, then ban it everywhere
If you ban one place you ban all !
I'm okay with the above being exempt but I would want them to have a "smoking room or area"
Jobs
No
No
No
No
No
No ban

DETAILED RESPONSES TO QUESTION 2 "OTHER" RESPONSES

QUESTION 2 - Would you support a city ordinance banning smoking in enclosed places of employment and all public enclosed spaces in Kansas City, Kansas?

(Note: No grammatical changes have been made to responses listed below; they were entered as stated by the respondent.)

No ban
No bans
No exceptions
No exceptions
No exemption
No exemptions
No exemptions
No exemptions
No exemptions
No exemptions
No exemptions
No exemptions
No exemptions
No exemptions
No exemptions
No exemptions
No exemptions
No exemptions
No exemptions
No exemptions
No exemptions
No exemptions
No exemptions
No exemptions
No one deserve unfair advantage - all or none
No one exempted
No one should be exempted.
No smoking in public
No smoking at all
None
None
None exempted
None of the above
None of the above
None should be exempt
Nothing should be exempt
Nowhere

DETAILED RESPONSES TO QUESTION 2 "OTHER" RESPONSES

QUESTION 2 - Would you support a city ordinance banning smoking in enclosed places of employment and all public enclosed spaces in Kansas City, Kansas?

(Note: No grammatical changes have been made to responses listed below; they were entered as stated by the respondent.)

Restaurants, City Hall
Restaurants, theaters, schools
Restaurants: I go to eat, not smoke
Restaurants; strongly disagree with this ban as unconstitutional. Perhaps require air safety Laws(?).
Restrooms
Should be owner's option
Should be up to each their own
Some restaurants that serves alcohol beverages
Speedway
Stadiums
Stadiums
T-Bones ballpark
The work place
There should be no public ban
There should be no smoking in any public place.
X-rated stores

X:\surveys\Community Survey 2007\[Data entry form for com. survey 2008.xls]General Comments_Table

DETAILED RESPONSES TO QUESTION 3 "OTHER" RESPONSES

QUESTION 3 - How would you prioritize the spending of additional gaming and Village West sales taxes by the Unified Government?

(Note: No grammatical changes have been made to responses listed below; they were entered as stated by the respondent.)

24 Hour Natalis
Absurd property evaluations need to be lowered
Abused Shelter
ADA
Adult (seniors) Rec Center in Western part of county
After school program funding
All money [should] go to lower property taxes.
Annual tax reductions
Basketball courts, tennis courts, skate board parks (highest priority)
Better education / teachers
Bring money back in the inter city of Wyco.
Bury electric power wires
Carbon foot prints/recycling
Churches/influential childcare program
Cleaner neighborhoods
Court system
Dog parks
Don't include the Northeast area of the county [in spending of gaming and Village West additional sales tax]
Downtown KCK
Downtown redev schools
Drug rehab
Education program for kids
Education
Education
Education
Education & health care
Education (teachers salaries)
Education K-12
Education/schools
Education/schools
Enforce one family per house
Enforce the existing laws
Fix curbs on street between 6th & 7th on Tenny Ave.
Gang prevention/tag clean-up
Get Arrowhead stadium moved to Village West or NBA team!!
Give excess to low income

DETAILED RESPONSES TO QUESTION 3 "OTHER" RESPONSES

QUESTION 3 - How would you prioritize the spending of additional gaming and Village West sales taxes by the Unified Government?

(Note: No grammatical changes have been made to responses listed below; they were entered as stated by the respondent.)

Grade school education. Free tutors; after school program
Help agencies that help the homeless & needy
Help for single parents.
Homeless shelter
I would love to have taxes on a medium 2 brd. 59 year house lowered.
If you have more police officers you need a bigger jail to keep offenders in longer.
Improve inner city development
Improve northeast residential areas
Improve public transportation to Village West & Woodland from east side of county
Improvements of other areas
Increase teacher salaries
Landscaping
Leash law enforced
Light rail
Low income education program
Make others pickup the trash in front of the homes.
Mall
Money for education
More food kitchens to feed the poor
More help for poor seniors
More play grounds
Need grocery in ngh. And buses on Co. Line Rd.
Neigh. associations need to be encouraged & sustained
Neighborhood improvement/revitalization
Night concerts
No dumping illegally home owner keep house & yard in good condition
Nursing home and senior citizen place
Operation Brightside or special trash pick-up
Paint fire hydrants
Police & public safety
Public schools
Public transportation to village west
Put 75% of this money in a interest drawing fund and use the interest to fund improvement
Q15-this needs contracted private vehicles dispatched paid by city. This would eliminate bus post
Recycling (curbside)
Recycling program
Recycling program curbside

DETAILED RESPONSES TO QUESTION 3 "OTHER" RESPONSES

QUESTION 3 - How would you prioritize the spending of additional gaming and Village West sales taxes by the Unified Government?

(Note: No grammatical changes have been made to responses listed below; they were entered as stated by the respondent.)

Reduce all taxes to individuals
Reduce sales tax
Rejuvenate forgotten areas (Merriam La.- sidewalks)
Return public transportation to the pass routes
School & day care
School taxes
Schools
Schools
Schools
Schools
Schools
Schools
Schools
Schools
Schools, USD 500
Schools/education
Schools/school improvement
Schools/school improvement
Schools/Teacher salary
Shelter for citizen incase of disaster storm etc.
Sidewalk from Providence hospital to Legends
Sidewalks between 72nd to K-32 on Kansas Ave.
Snow & ice removal, you cheap [expletive]
Snow removal
Snow removal services
Snow street cleaning (school streets)
Social services and education
Street cars (rail)
Street lighting
Take better care of senior citizens
Taxi service
The Dotte Promise
Upgrading around Indian Springs-buildings, streets etc.
WDDC improvement & additional support
Zero tolerance
Crime

DETAILED RESPONSES TO QUESTION 5 "OTHER" RESPONSES

QUESTION 5 - Do you support a one-fourth (1/4) cent sales tax increase to help fund one or more of the following services?

(Note: No grammatical changes have been made to responses listed below; they were entered as stated by the respondent.)

[Reduce/eliminate sales tax on food]
Additional firefighters
Additional fireman and additional public safety equipment
Against all, we have enough money, poor mgmt. of available revenue
All new money [should] go to lowering property taxes.
Ban parking on both sides, at same time on neighborhood streets!
Better trash pick-up on highways
Bike & walking trails. Go green!
Bike / walking / roller blade trails
Build no more jails
Bury power lines
Code enforcement, I'm trying to move out of Wyco because of trash neighborhoods
Court system
Create programs to keep youth out of jail in first place
Curbside recycling
Do not include northeast part of county. Look what is going on at the present, you have taking our tax dollar and going West and now Strawberry Hill
Don't support an increase
Downtown improvements
Drug enforcement
Early childhood development education; elderly home facility (recreation)
Education
Education
Education & health care
Education (teacher salaries, not administrator; I'm not a teacher)
Fire services
Fire services
Fire services
Fire services/EMS - schools important
Flood prevention
Get it from sales taxes we already receive
Get more places where kids can go and learn....for free
Handicapped facilities being upgraded
Help agencies that help the homeless & needy
Help for single parents
Homeless shelter
I am a single mom and got through college on my own.

DETAILED RESPONSES TO QUESTION 5 "OTHER" RESPONSES

QUESTION 5 - Do you support a one-fourth (1/4) cent sales tax increase to help fund one or more of the following services?

(Note: No grammatical changes have been made to responses listed below; they were entered as stated by the respondent.)

I think we are already over-taxed. Use money wisely. We need expanded services, but get taxes from other sources. Private people are taxed enough. Tax the northeast section.
I'm supportive of anything to make the community better & citizens safer
Improve infrastructure in older areas
Improve inner city development
Improve parks
Landscaping
Legends amusement park featuring the Legends of KS including Wizard of Oz rides & center. Bring back Baby Dee's (?) restaurant
Lower home/real estate taxes
Make welfare people give back to KCK by working on public projects
Medical insurance for all ages (affordable)
More fire dept.
More of an effort to reduce juvenile crime
More or a department to regulate government funded programs
Must have high grades in school
NBA team or larger stadium than the Sprint Center
Need Sunday public transportation
Neigh. associations need to be encouraged & sustained
Neighborhood clean-up
Neighborhood parks & rec
New adult detention center
New business creation
New fire station for the station at 55th & Metropolitan #16
New health dept bldg w/up-to-date labs and more patient friendly
No new tax
No new taxes
No new taxes we are overtaxed already
No sales tax increase
No tax increase
No taxes
No, quit giving business tax break. They will come anyway.
Place for smokers, so they don't have to go out in bad weather
Police & public safety
Property tax reduction
public schools grade 1-12
Q4: in a safe place
Recycling
Recycling

DETAILED RESPONSES TO QUESTION 5 "OTHER" RESPONSES

QUESTION 5 - Do you support a one-fourth (1/4) cent sales tax increase to help fund one or more of the following services?

(Note: No grammatical changes have been made to responses listed below; they were entered as stated by the respondent.)

Recycling curbside
Repair sidewalks
Sales tax maxed out especially at the Legends
School crossing guards needed in school zones. Rec. needed in Rosedale. Sep. detention needed for youth.
Schools
Schools!! We can't get people to move to our county because the schools stink!
Sidewalks in aged areas to get low income people off streets
Sport's complex soccer
Stop neglecting NE KCK
Street repair in neighborhoods
Sunday bus service
Support school districts like Johnson Co. does
Tax reduce
The Dotte Promise
They should use the money from gaming. Our taxes are too high now in Wyco.
Transportation is a high priority
Trash pickup is excellent
Underground electric. I lose power several times a year with or without storms
Using sale tax got from Village West. No more taxes. Live within your budget. I have to.
Walking or biking trails
Walking Trails
We already pay enough taxes
We are taxed enough
Widen Hollingsworth Rd. east of Hutton to redirect traffic flow in school zone; instead a direct route to I-435 from north of Hutton R
With increase of prices sale tax has already gone up considerably!
Youth programs

X:\surveys\Community Survey 2007\[Data entry form for com. survey 2008.xls]General Comments_Table

DETAILED RESPONSES TO GENERAL COMMENTS

(Note: No grammatical changes have been made to responses listed below; they were entered as stated by the respondent.)

[Continue to entice "out-of-towners" to our County]
1) KC should look at the example that Topeka sets on the way parks & recreation facilities. 2) Streets without sanitary sewers should be fixed. 3) Narrow streets....too many. 4) The Police Dept. could make quota on picking up speeders on 69th to 70th St. between State & Parallel. 5) Too few north & south streets & boulevards.
1. Better distribution of services; 2. Help high crime areas with better neighborhood police centers; 3. NE KCK need help and the govt. (Unified) doesn't seem to care.
81st South of Leav. Rd needs sidewalk and curbs for the kids, very small st. No new taxes or raise in sales tax Village West needs to get a handle on the problems us their fights etc.
A smoking ban should be comprehensive. No exemptions. Employees of all establishments have a right to be protected from the hazards of smoking. I do not support a tax increase.
Animal control should be able to pick up more cats.
Apologize for tardiness
At my age I don't think my answers will help.
Ban smoking in buildings; give alt. for smokers; clean sidewalks from broken bottles and cans
Be sure casino funds go to reduce prop taxes, not like Legends has
Being a retired single person w/one income, my biggest concern is the tax on my home. It has gone from \$1700 to \$2900 in six years. Seniors need consideration and plans that will allow us to remain in our homes.
Believes government finances are misused.
Better budget current taxes; don't raise taxes so someone can make more money
Between federal, state and local taxes I am paying out 40-50% of my gross income in taxes. I really can't afford more taxes. Thanks for asking.
BPU over charges on their bills. My utilities are 150% higher than Johnson Co. When you ask for meter proof, they tell you no.
Build another facility to replace the Reardon Center that was built for the Kansas City, Kansas community and then given away to the hotel.
Build more stores in the inner-city, so kids can get jobs that can't make it out to Village West stores.
Children in their 20's
Children are married and out of home
Clean sewers, clean snow on small streets of schools and bus stops.
Collect delinquent taxes. People in KS using MO Tags- Lower taxes. More police patrolling neighborhoods not the Legends. No bars at Legends Unless food is their main business.
Do away with the Johnson College taxes. Lower USD 500 taxes, lower all property taxes for everything.
Do not continue to raise property taxes! Monitor number and pay civil servants.
Do not support the "d grade" student go to college. Using money to help primary education and give kids the opportunity and motivation for excellence in their first 12 years of school rather than teach a D student in college.
DOTTE Promise - If this is a county sales tax, this should be extended to Edwardsville & Bonner Springs students as well. If it is just a city sale tax, no extension need to be made.
DOTTE promise should address military children
Doubts govt. cares about citizens; need to do what is right for the people.
Eliminate the speed bump; fix the alleys; additional tree service over power lines!
Every homeowner should pickup in front of their home. Leaves from trees and trash are the reasons why the rain drains get stopped up.
Focus on environmental concerns including corporate runoff of toxic waste
Full-time student, currently seeking employment. Concerning the smoking bans I only support smoking restrictions in certain enclosed public spaces. I do not support any ban concerning outdoor areas.
Gaming and casinos will not increase revenue, it will only increase cost. (i.e. more prisons, more addition programs, more crime, etc.) if proper research had been done you would already know this. Jared Shipman
Good job UG!
Have judges work 40 hours per week.
Have lived in this house 20 yrs and taxes have doubled. Reduce them!
Help for single moms- buying/maintain vehicles; furniture; stress-reducing tips; resources
Help reduce property taxes for senior citizens
Help reduce property taxes.
High priority - spend tax money as if it is coming from your checking account.

DETAILED RESPONSES TO GENERAL COMMENTS

(Note: No grammatical changes have been made to responses listed below; they were entered as stated by the respondent.)

Hollingsworth Rd. east of Hutton Rd. should be considered as a major alternative to quicker access to I-435 since sub-divisions are increasing to the north of Hutton Rd. It was very poor "planning" to direct traffic right into the school zone every morning for those trying to get to work by 8:30-9:00 am!! (It's too congested!!)
Houses in my neighborhood are appraised for much more than they are worth, causing our property taxes to be way to high (Huffs Height Neighborhood)
I am 91 years old handicapped, no children at home, wife has passed. I live next door to one of three sons and do not own a car. I own my home. I live on my pension and am a church member.
I am on a fixed income with barely enough money for my medication. Please don't make any more taxes for me.
I am ready to move to Jo Co and pay for product we are taxed for.
I appreciate our Unified Govt. Please no more property taxes. No need to give money to everyone for college. I was left with 3 children 8yrs, 6yrs & 4 yrs old, when my husband died. Two went to college (KCKKK & Emporia) worked and lived on a shoe string, didn't get 1 grant, etc & didn't owe a dime when they graduated. One got a great education in the nursing profession at KCKKK and is still working. One taught for 32 years at Stony Point South & retired at 55. One got a job at 18 and has been 39 years with the same county. It can be done without a handout!!
I appreciate that you care about my opinion
I believe service should be made more readily available to the families of western Wyan. Co. as they are for "in town".
I do not support a tax increase of any kind
I do not support any new tax. The cost of attending KCKKK need to be reduced. Our community does not have one swimming pool!
I do not support the "dotte" promise. We could not help our children very much get through college- why would we want to put other people's kids in college? No No.
I don't believe that our concerns are really concerns of government officials. Do as you please. Our children are the future. Be fair to them.
I feel that a lot of run down property should be code enforced on and not let slide as is happening now.
I feel that the inner city and downtown neighborhoods have been forgotten. Village West is more important the needy of this City, County.
I feel that the most important issue is affordable health care for all ages.
I feel that Western Dotte needs to remain single family structures. Improving the KCK school district instead of people moving to Apts and duplexes in Piper to attend schools. Charging developers a fee for school taxes and improved streets. I have lived in Piper for 40 yrs and it is sad to see the community changing to renters who don't find the pride of ownership and neighborhood support.
I found this survey substantially limited my opinions base on the structure of questions
I have lived here for last 25 yrs I believe the county has improved considerably, however taxes have increased entirely to much. My property tax is the second largest bill I have on a monthly basis. It costs roughly what all utilities are!
I have lived in cities across the county and I have never lived in a town where the corruption was so obvious. And what's the deal with bragging that every year taxes (property) are reduced? The mill has dropped each year but the assessors are instructed to raise home values enough to raise tax dollars every year. My property taxes have gone up faster than inflation and are higher then anywhere I have experienced. The home assessed values are now more then the homes will sell for. This is outlawish. I am moving out of KCK and this is a primary reason. Why are you sending this survey in Spanish? Unless you are catering to illegal Mexicans. To become a citizen you must be able to speak and write right English. the only reason you are using Spanish forms is to give non-Americans (non-citizens) an opportunity to have a say in our government - corruption at the highest level.
I have two children that are teenagers and I would like to keep them safe.
I hope this wasn't a waste of time!
I just can't stress enough about bus transportation. We need busses over in the Turner District.
I just want to improve our schools. My own children who went to school in KCK don't want their children in KCK because of the schools.
I like the idea of having a survey. It gets old having all the decisions being made behind our backs.
I live one block from Westwood & Johnson Co. the difference (visually) in the two blocks is mind blowing. Wyco/KCK side of street looks poor & rundown. Westwood looks rich & well kept. Clean! (Streets & side walks). It is embarrassing!
I love having my office in Rosedale! I wish I had moved here sooner.
I need my street paved. My street still has bricks from early 19th century. If you want an old time experience, drive down 50th S. Tremont St. and have fun because I'm not having fun driving over it!
I really am disturbed that people at our community rec's think "they" own the place. I pay their salaries. DUH. Anyway, I am sick of the ones in Turner especially.
I remodel houses in KCKS 36th-48th. I think the City ought to help remodelers w/low int. loans or grants someway help us out.
I resent my tax dollars being used to support illegal aliens. We need to take care of our own children and unwed mothers. I would support a tax increase to deport illegal aliens (undocumented workers).
I sincerely hope that my opinion does count, and that this is not just on paper.
I think that the government can help more with education for people who can't get an education (more assistance).
I think these surveys are very helpful to get a better idea of what people in the community are thinking. Thank you for the opportunity to participate. PS-We were late receiving this survey.
I think we are paying enough taxes every year toward junior college. Increase the fee's for students. Bring the Turner school into KCK's district.

DETAILED RESPONSES TO GENERAL COMMENTS

(Note: No grammatical changes have been made to responses listed below; they were entered as stated by the respondent.)

I think we need a better discipline police forces. Stop promoting the top man from inside. We need someone from outside to direct this dept. we have a very bad police force
I was born and raised in Wyandotte County but due to the continual increase in taxes, we are considering moving out of this county.
I was very saddened that our community allowed a casino to open in the heart of our city. I realize we may get some tax revenue from it, but the social welfare cost will be great with all the money that is lost there. The more convenient it is to gamble, the more money will be lost!
I wish the gov. could do something about homeless people that come into businesses and ask customers for money, if business owner can't do anything then that would hurt the business because it scares people away from businesses. If the homeless are on disability then they should be in some kind of facility, not wandering around bothering businesses.
I work 2 jobs and can barely maintain. Do not raising any more taxes. Personal property or the home went up \$350. food bill has almost double. Again with all the price increase & taxes based on the dollar spent our taxes have increased! We can not due much more
I would appreciate streets plowed/salted in hilly residential area quicker. It becomes dangerous to drive to / from my house because of snow / ice.
I would like the UG make it easier for small business to open in Wyco. Maybe one person with the ability to help the process.
I would like to see better snow blowing on side street. The city ordinance on fireworks & their use is violated every year. Do away w/private use & put on city-wide fireworks display at race track (Speedway) or other area whose they can be easily seen.
I would like to see more of an afford to improve our schools, head start, teacher salary increase jobs for youth
I would like to see my sidewalks more improved and the other homes as well.
I would love to see County Line Rd. get widened and curbed. Also snow plows for Turner.
I would support anything that does not take away anything from my minimum income. However at 83 yrs of age, I doubt with matter too much longer
I would support the tax raise for tuition if it did not require to live in Kansas City, Kansas for 4 yrs, because kids like me needed that support, but bounced 3 states in high school.
I wouldn't mind hearing about our tax dollars going to pay for an increase in salaries for teachers and police officers and firefighters. Lord knows they need it and deserve it for all the frustration they must put up with.
If the taxes keep going up I may have to sell my house I live and raised children since 1963. if taxes keep going up they should buy my house from us when they run us out. Mayor Reardon should call me if he would really like to know what is like. 913 299-8370 David Barnhart
I'm not smart and I don't understand a lot of this thing.
I'm not supportive of the Dotte Promise and feel that it is wrong to make people on fixed income (old people etc.) to pay more taxes so young people can get a free education.
I'm pleased new stores are coming in areas north of Parallel by Village West.
I'm sick of all our American citizens in prison or jail. Half of our people are in jail. Spend the money to train people for a trade-plumbing, carpenter, etc.
I'm supportive of a sale tax increase as everyone has to pay sale tax. We know there are many in KCK who do not pay property tax.
I'm supportive of many changes which are for better of comm. or people from past experience after falling ill after working 43 yrs, I wonder what helps people in WYCO.
Improve neighborhoods with casino money.
Improve parking rights to taxpayers not renters who have several vehicles
Inform your staff to continue their outstanding work toward KCKS
Instead of bothering about smoking-why not focus on all these young kids dropping out of schools joining gangs-graffiti, etc.
Instead of giving money for scholarships get parents involved with children's lives; taxes should go to improve quality of life
Interested in curbside recycling
It appears as though there is not a very well educated system in place with regards to stormwater management. Developers must bear a great financial burden to ensure proper stormwater/runoff control. Also, Hutton Rd., between Parallel Pkwy & Leavenworth Rd. should be a high priority for improvements.
It is a shame we don't have curbside recycling. Wyandotte has a lot of potential but I am now considering moving out of Wyco to an area where codes are enforced so the neighborhoods are cleaner.
It would be nice if our neighborhood had some sidewalks and curbs.
It would be nice to have Riverview Park open for the kids to play, not asking for much, just a safe place for neighborhood kids to play. Also, speed patrol on north and south 74th between Riverview and Kansas Ave. Thanks for your time.
Its hard to pay personal property real estate taxes on a fixed income.
I've only moved to Wyandotte for school but in my short time here I've encountered people with no place to stay. I'm somewhat ignorant to any shelter like establishments in the area, but I'd easily fork over 1/4 of a penny to get people up with a warm bed at night.
Joe, you are doing a great job. Please look into the sidewalks and streets a little more. Thank you!
Kansas City Kansas desperately needs to become a responsible party in instigating a recycling program. Thanks for sending the survey
KCK seems cleaner and better in upkeep. I hope this continue to bring more business and people to our community
Keep [up the] good work...thanks.
Keep reducing R/E and reduce sales tax.
Keep taxes low especially for those of us on fixed income and over 65.

DETAILED RESPONSES TO GENERAL COMMENTS

(Note: No grammatical changes have been made to responses listed below; they were entered as stated by the respondent.)

Loitering at the Legends in causing some people to stay away from this area at nights. The larger the group, the more meaning it seems. I would like to see signs posted w/a certain number (5 or 6?) to please avoid loitering .
Look at the Black/African American area of the county. Nothing is being done to improve these areas. You are taking our tax dollars and going west. You took money that was for the northeast area and built a hotel which was illegal. Kansas is becoming a racist place for Blacks/African Americans.
Love the Dotte promise!
Lower BPU costs for small businesses
Lower my taxes.
Lower property tax
Lower property taxes!
Make due with current tax revenue! Wait until Village West pays off to expand spending!
Merriam La. Needs improvements and master plan
Money should be appropriated to fight gangs, laws passed to better fight graffiti (mandatory cleanup within "x" # of days)
More attention [needs to be given] to the family organization
More jobs and more activities for people with children or night life activities for people with ages 18-21.
More need to be done to improve neighborhood streets and installing curbs and sidewalks in the Southeast section of the city. (Rosedale, Friendship Heights subdivision)
My opinion in this overall survey is excellent to the perspective of improvement in the correct areas. A little more attention to each subdivision community would be a great impact to citizens. Thanks
Need a noise ordinance-loud radios in cars and homes this disturbs neighbors.
Need a program to decrease property taxes for the elderly. Need to quit providing free services for illegal immigrants. Require social security documentation at county level prior to service
Need after-school pgms in northeast; western area gets our attention; taxes are too high
Need asphalt on these streets at the following locations: 1. Miami 55th to 53rd - 2. 53rd Swartz to Miami - 3. 53rd Ter from Miami - 4. 54th ter Swartz to Miami
Need clean neighborhoods; no junk houses or cars
Need lighting on I-635 between Ks Ave and Shawnee Dr.; also public trans. On Co. Line Rd.
Need more housing for low income elderly! Someone whose is not on Section 8. Section 8 takes to long to get on!!
Need more mid-town stores, convenience stores & super centers! Not everything in western Wyan. Co.
Need more staff for animal control with better capture programs, neuter stray dogs. More education or assistance of pet birth prevention & pet care. Need neighborhood assistance/police for speeding drivers or speed bumps on resident. Streets need noise ordinance assistance for vehicles-stereo or muffler and alarms; taxes have been raised 200%-unfair; street lighting could be better
Need to improve on code enforcement. Lot of numbers to call, several recordings, some staff, yet nothing is never done. Same with drug central. Seller still sells drugs while I sit on my porch. I thought combining city/county govt. would take care of a lot of these questions you are asking. Let me say however, glad we now have a mayor that knows there is more neighborhoods then those by the racetrack.
Need to work on crime, gangs, murders, truants, illegal's
No more taxes; lower our property values & taxes; In Dotte County our car and home insurance is higher; also lower our taxes
No more tax please
No more taxes; already taxed to death
No need for tax increase; update city ordinances; listen to all citizens, not a select group
No new taxes. Tax Deffenbaugh (trash) or lower monthly service
No sales increase, poor mngmt.. I think is going on.
No tax increased
No tax increases of any kind.
On q3-property taxes should be reduced without increasing assessed valuation which has more than increased the amount of taxes paid. On question 6: no taxes supported the college education of our children.
One tax for all schools.
Our property taxes and personal property taxes need to go down. They are some of the worst in the nation.
Our property taxes are way too high!
Our taxes have been high for a long time. We need a tax break. We have the Legends and other new businesses why can't their taxes be used to fund the things we need?
Over in my part of town you would think we have no animal control officers!

DETAILED RESPONSES TO GENERAL COMMENTS

(Note: No grammatical changes have been made to responses listed below; they were entered as stated by the respondent.)

People are streaming in this city with no idea they need insurance and driver license? Or that stop means stop! This is huge we need to address this.
People on social security cannot afford a tax increase with increases in groceries and gas
Please come fix the storm drain in front of my house!
Please consider a ban on fireworks. They have become too dangerous and make sure police enforce ban. They set fires to homes. Better snow and ice removal.
Please expand bus services in Turner Area!
Please keep up the codes enforcement. Please do not use the gaming monies to reduce my taxes. A city-wide smoking ban would be farsighted and positive.
Please protect our archeological heritage. Indian mounds have been desecrated in the KC metro area. It's time to protect those mounds. Please see what you can do. Need four-way stops and turn-about in neighborhoods.
Please reduce property taxes. It's killing us!
Property tax in Wyco should be a first consideration. Fixed income persons are having a hard time with drugs, food, and housing.
Property tax is so high, may not be able to pay them and will move to JoCO
Property tax on vehicle is almost twice that of JOCO.
Property taxes are so high; high crime rate; vacant space (commercial) 15% other county average 10%
Property taxes seem out of proportion to property values. Houses 3 streets over on the MO side are worth much more & pay lower taxes.
Provide more transportation for senior (also make it known to senior) that do not have a way of getting places. Many of them do not have car or are not able to drive any more.
Put in force graffiti laws. Enforce disability parking places.
Quit taking property. [Stop] eminent domain and collect taxes from all businesses
Race and income are personal and private
Rather than asking for more tax dollars or sales, you might use some of the projected gaming revenues. You anticipate a lot more & still want a lot more? A lot of us out here have to little already.
Real estate & personal property (vehicles) taxes are almost double those in Jackson Co. Also, why is car insurance rates hundreds of dollars higher than Johnson Co.? Code enforcement & animal control are a joke.
Real estate & property taxes should come down for senior citizens
Reduce property taxes
Reduce your appraisal on my home since the housing market stink and you continue to raise it (a lot) every year. Don't brag about lowering taxes & mill levy because you stick it to us in many other ways to make it too expensive to live here.
Refundable bottles would cause people to return and get trash of streets
Residents & patrons in the village west area already pay 8.15 % sales tax. Do not penalize us further or the people who live hear will go else where for major purchases!
Sales tax increase would hurt residents that already have high property taxes than JOCO and high auto insurance rates
Screw cars, we need less of them. Give to bike lanes and electric transit and other such things.
Send the Spanish copy to some illegal alien! The Woodlands was supposed to reduce property taxes - mine went up 50% - then the race track and surrounding area, that doubled my taxes. So I will believe you "tax relief" crap when my taxes go done. Till then, don't ask me for more.
Senior citizen should get a break on property tax
Senior citizens are already highly taxed for owned property.
Senior citizens are having problems making ends meet to pay more taxes. The police need to do a better job on drug houses and crime in the northeast end.
Sidewalks and public sewers would be nice. The government is trying to take away our rights (by making smoking illegal).
Sidewalks are a necessity to help people get around and to keep people more knowledgeable about their neighborhoods to promote a better city!
Sidewalks please!! Bring back Operation Brightside! Bring back burn day on first week-end of the month! Inner-city neighborhood need cleaned up; fix-up like Christmas in October. Stop using all the tax dollars to fix up Western Wyan. Co. and start paying attention to poor areas of KCK. Thanks.
Since property taxes are so high, possibly a plan to pay quarterly; (this would cut down on delinquencies perhaps) and have a positive effect
Snow service is lousy in neighborhood & street and curbs are bad. It has been 10 years since streets repaved or asphalt...very bad. Limbs from ice storm still around.
So many empty houses in neighborhood. They are not tended by owner. Streets and curbs not cleaned well or maintain only half way cleaned!!
Some of the sewers need to be fixed. The sewer in front of some of the houses are falling in need of repair. The traffic is not controlled; no traffic signs.
Speed limit on Woodend Av. Between 53rd & 55th St. is 20 mph., I don't think anyone observe it. There are parked cars along the street at all times, and many children live in this neighborhood.
Speeder & run stop signs....my street is a race track.
Stop drug dealing

DETAILED RESPONSES TO GENERAL COMMENTS

(Note: No grammatical changes have been made to responses listed below; they were entered as stated by the respondent.)

Stop increasing real estate taxes every; low and fixed income families cannot keep up
Street south of Riverview and Park on 24th St. need paved and are bad. "We do pay taxes".
Survey is a product of underlying promises
Take 1/2 or more of the sale tax money to lower property tax. They do a good job, but we now have as many firefighters as Wichita. We would love biking or walking trails. Thank you for the opportunity to take the survey.
Take care of Clopper field for kids. No homes on Clopper field, tell Ann Murguia.
Taxes are extremely high. Schools good. Need grocery.
Taxes too high, start over in Wy Co. Getting out of Wyco.
Thank you for asking what we think and how we feel. I'm very excited about everything in Wyco. Especially Legends & Speedway
Thank you for making out city better!
Thank you for this opportunity. Please remember the demographics of seniors & disabled & their situations, as the property tax is high. Cost & affordability drives most of these answers.
Thanks [for the survey]
Thanks for listening to our complaints
Thanks for the survey.
The City should consider improving landscaping and street cleaning services for all city streets.
The Dotte promise is a great opportunity for the children of Wyandotte County. Please consider a way to help senior citizens who have supported the county & city for half a century. Many have had to give up their homes because of the high real estate taxes.
The Dotte Promise should include all high school graduates from Wyandotte County - residents who spent the four years or more in WYCO schools, but who attended another high school while still residing in WYCO (i.e. Miege, Barstow, St. James, Rockhurst, etc.). Regarding pools, instead of a large complex consider smaller facilities throughout the city. Regarding police & fire, reduce the fire dept. thru attrition to expand police.
The increased revenues derived from gaming facilities as well as Village West, etc. should eliminate the need for increased sales tax. How much is enough already?
The Piper schools are the lowest funded in Kansas which is a high burden on rapid growth to contend with in part of UG's efforts to develop area. UG needs to lend assistance!
The property taxes in the dotte are ludicrous!! We can barely afford to get tags & house taxes!! Help.
The race tract and Village West should be bringing in plenty of sales tax to improve anything. Wy. Co. has one of largest or highest tax rate in the state of Kansas.
The services would provide opportunities for more jobs; preferably, with higher wages and benefits. The services would provide opportunities for volunteerism.
The scholarship incentive is a great idea! I believe that with increased education, we will see more active individuals within our communities reducing the crime rate.
The street condition in the 43rd and State, 47th and State intersections and southbound 18th St just North of I-70 are atrocious and an embarrassment. Also who ever heard of a city this size that did not have a swimming pool. Even Clarinda IA (population about 6000) has an all season indoor swimming facility.
The success of our city depends upon the quality of our education system.
The UG keep raising my taxes every time I try to make my exterior look good. Most of the residence don't want to do anything to the outside of their homes because of this reason. Not fair.
The UG needs to focus on improving the school districts in the County through additional support. Programs for education in this county are lacking when compared to Johnson Co. This is the best economic development the county could spend.
The UG, in the interim until the STAR bonds are retired, should not "pre-spend" the new dollars as done during the Isabell days.
There is no shopping from I-70 to Village West, with all our tax money spent to (support) shopping only in that area. The only shops in my area is Mexican. There is no effort to bring shopping to the inner-city.
There should be more ways to buy a new home. There should be more recreation centers for the youth (gymnasiums) that are cheap so that youth have less access to drugs and alcohol.
They removed the 47th Roanoke bus off station over the area five blocks away down to Roanoke. We caught this bus for 32 years on 45th Stateline back and forth to work etc. now we have no bus close to us.
This community is very racist and sexist and the Wyandotte County court system in my opinion is very corrupt. Just like the KCK Police Dept.
This county has to do something about real estate taxes. As soon as I can sell my property I'm leaving Wyco. For this reason only.
This county needs more rehab for drug users, more jobs within the county on the bus line. The county offers nothing positive for the young / old.
This is a forgotten area, over taxed, no grocery store, no pharmacy, closed roads, destroyed bowling alley, Inland caves. What about those taxes? What has our Commission done for us?
This survey indicates that if you want better service, taxes will have to be raised. I'm on a fixed income & can barely make it, now raising taxes would be the end.
Times are harder for older people. You need to help them. They help you.
To give example of my comment to #7 is; the WIC program, Gov. need to be more rigorous (strong) hold folks accountable we can't help those who won't help themselves. Got to makes classes, doctors appointment have more limits on food to purchase. Let's make them cook.

DETAILED RESPONSES TO GENERAL COMMENTS

(Note: No grammatical changes have been made to responses listed below; they were entered as stated by the respondent.)

Too many middle men in departments making \$50-75,000 doing nothing. Get rid of them and pay employees a good salary to match BPU which is part of the UG.
Too many stop lights in KCK
Too much taxes money go to many places
The people in Wyco can not hear any more taxes. You said there would be an increase in tax revenue with Village west, now your asking for more tax increase make do with what you've got the rest of us have too.
Use monies from gaming and village west on taxes, not people
Wal-Mart does not tax breaks. Legends business set national sales records. This will brings other national companies.
Wasteful spending needs to be stopped in this city. Taxes need to go down. Older fixed income people are being forced out of their home because of high taxes.
We - the dotters realize new businesses should lower taxes but so far all they do is go up-with house not selling, the value is low. Make our taxes match some what
We are both male but not gay
We are NOT in favor of any tax increase. Taxes in Wyandotte Co. are way too high as it is. We are contemplating moving out of the county due to taxes!!!
We are pleased with development in the Village West/Racetrack/Nebraska furniture Mart area...But don't forget the rest of the county!!
We are thrilled in regard to all the new development & casinos etc. We are very disappointed that our home, real estate taxes have not gone down due to valuation increases. We had hoped & prayed we would see a decrease in money coming out of our pocket. It is hard to be a senior on a fixed income in KCK. We have medical bills and try to maintain our home.
We do support any improvements towards our community and see a positive future in the years ahead for my growing children, thanks you for considering my opinion.
We don't want Village West to turn into Indian Springs Mall. It is very important to keep crime down. To do this we need a bigger better detention center to keep criminals in longer. And stop putting bars in Village West. It was supposed to be a family environment.
We have a deer problem in the western Wyandotte Co. area. Something needs to be done. At night we have had six jump our fence & eat the acorns from our trees. This is the first year this has happened. Is it because all the construction at Village West and water park?
We have a good system but he can improve it. We know we have to give support to get it done.
We have spent and given a lot to Village West without anything in return. What about all of us who are east of [Village West] and our property taxes? That incentive for NASCAR was for 10 years and we (KCK) did not receive it until after it was a done deal. I am very discouraged with KCK. I have lived here all my life.
We live, and have a business in the 45th and State Line area, pay over \$10,000 a year in taxes, and get nothing for what we pay! Check out the streets and sidewalks.
We must support our people here in the dott. To improve living. To make this the best county in Kansas. Hope
We need a stadium big enough for an NBA team. Missouri is taking all of our money from Kansas. We need to give Missourian and Johnson counties a reason to spend money in the Dotte. Go Royals! My be the community can buy the KC Royals move them to Village West and own them like Packers fans.
We need another theater complex like the Legends down town.
We need better customer service/respect from BPU. There are no other choices for water & electric and we are getting robbed by the BUP! It is ridiculous that a BPU bill is higher or as much as your mortgage/rent.
We need medical assistance for the children because we are low income
We need street lights in the cud de sac east of 88th & Lafayette and better snow removal.
We need to get our taxes down- lots of new wonderful things have been built in the Dotte - to stay competitive with neighboring counties the taxes must come down.
we need to get peoples clean yards up, paint houses, plant flowers & other thing
We plan to move because of poor schools and neighborhoods in Kansas City, KS.
What happened to all the money the Speedway brings in?
What happened to lower taxes from Village West?
What happened to the new water tower in Turner?
What has been done with all the tax money all those years I've seen no improvement in the money I pay in! Need to see more improvements in more part of the county. This survey seems like a tribute to the way Wyan. Co. has done for years. Lead people to think you are going to do something then it all gets buried in paperwork. Do something and them ask?
When the dog and racetrack went in and Village West went in, you told us it would lower property tax. All new monies from these amenity should go for lowering property taxes as we were told and promised by ex-mayor. It would lower property taxes and it has not happened yet. Thank you for the survey.
Where is the upgraded streets and sewers we were promised when annexed in 1967.
While I agree that more support needs to be given to schools, I think the Dotte Promise need more requirements....they need to be documented citizens and speak proficient English! I also think it would be a program that would be grossly abused by the recipients.
Why is it necessary to ask my race and income status

DETAILED RESPONSES TO GENERAL COMMENTS

(Note: No grammatical changes have been made to responses listed below; they were entered as stated by the respondent.)

Will you tell the KC Star to quit degrading Wyandotte Co. Everything is Johnson Co. Thank you.
Woodlands, Village West, & casinos haven't helped because of high prop. Taxes.
Would like expanded services, but can't support tax increase because of high taxes; thinking of moving because o taxes
Would like sidewalks in ngh.; lives near school
Would like to see more speed traps on 78th st. just south of Kansas Av. The biggest culprit, school busses.
Would need more info on Dotte Promise before I gave my support: 1. Would the student have to have a certain grade point average?; 2. How does family income play a part?; 3. Does this target the student with a lower grade point average like a 2.5 who shows potential, but needs more help?
Wyco is the most underdeveloped county in KS (highest taxes). I'd love to see major improvements in my day.
WYCO taxes too high. Let gaming pay fair share. Illegals taking over the inner-city.
You need to keep property tax frozen for the seniors 65 or older and lived in their home 25 yrs. So they can afford to stay there.
You suggest tax increases while at the same time deny "The Sands" an opportunity to locate within the BPU service area north of I-70. The potential 6 megawatt sale of electricity needs to be looked at before raising taxes or BPU rates.

X:\surveys\Community Survey 2007\Data entry form for com. survey 2008.xls\General Comments_Table

APPENDIX B

COPY OF SURVEY SENT



Unified Government of
Wyandotte County/Kansas City, Kansas
Joseph F. Reardon, Mayor/CEO

701 North 7th Street, Suite 926
Kansas City, Kansas 66101
Phone: (913) 573-5010
Fax: (913) 573-5020

Si le gustaría recibir una copia de esta encuesta en Español, favor de llamar (913)573-5100.

January 14, 2008

Dear Kansas City, Kansas Resident:

Your opinions matter to me and the Unified Government Board of Commissioners. That's why you are receiving this Community Survey.

This questionnaire asks your thoughts on several important issues facing our community. Your input will assist us, as your elected leaders, in making decisions which reflect as much as possible, community attitudes.

We know you are busy, so we've designed the Community Survey so it should only take a few minutes to complete. That few minutes to share your opinions means a lot to the Unified Government and me as Mayor.

We will summarize results by neighborhood and individual responses will remain confidential. There is no way to identify who has completed the survey. If you would like a copy of results, write "Copy of Results Requested" on back of the return envelope and print your name and address below it. Do not put your name and address on the survey. For your information, the label on back of the return envelope will help us determine which neighborhood you live in.

Your household is one of a random sample so your response is especially important. We appreciate your assistance. Please follow the directions for each of the following questions and return the survey in the postage paid envelope by **January 30th**. If you have any questions, please contact our Research office at 913-573-5157 and mention this survey.

Sincerely,

Joe Reardon
Mayor/CEO

KANSAS CITY, KANSAS COMMUNITY SURVEY - 2008

1. A current Kansas City, Kansas ordinance indicates that fireworks may only be sold between June 29th & July 4th and discharged between July 2nd & July 4th. This ordinance covers only individual sale and use of fireworks and does not pertain to professional firework displays.

Which statement best describes your opinion regarding the sale and use of fireworks in Kansas City, Kansas? (Check one box)

- SUPPORT THE CONTINUED SALE & USE OF FIREWORKS IN KANSAS CITY, KANSAS**
 FAVOR A BAN ON SALES & USE OF FIREWORKS IN KANSAS CITY, KANSAS
 NO OPINION

2. Would you support a city ordinance banning smoking in enclosed places of employment and all public enclosed spaces in Kansas City, Kansas? (Check one box)

- YES** **NO** **NO OPINION**

2a. If a public smoking ban is adopted by the Unified Government should any of the following be exempted from such a ban? (Check all that apply)

- GAMING FACILITIES (e.g. casino & Woodlands)**
 BARS / PRIVATE CLUBS
 OTHER _____ (PLEASE SPECIFY)
 NO OPINION

3. It is anticipated that in 3 to 5 years the Unified Government will see an increase in revenues due to gaming (casino & Woodlands) and sales taxes received from Village West sales.

How would you prioritize the spending of additional gaming and Village West sales taxes by the Unified Government? (On a scale of 1 to 5, the number "1" represents "High Priority" and "5" represents "Low Priority". Circle the number that best shows your level of support for each item below.)

<u>Service</u>	<u>High Priority</u>	<u>Medium Priority</u>	<u>Low Priority</u>	<u>Don't Know</u>		
1. PROPERTY TAX REDUCTION COMBINED WITH MAINTAINING SERVICES AT CURRENT LEVEL	1	2	3	4	5	9
2. STREETS / BRIDGES	1	2	3	4	5	9
3. SEWERS	1	2	3	4	5	9
4. SIDEWALKS (CURBS, GUTTERS, etc.)	1	2	3	4	5	9
5. STREET LIGHTING	1	2	3	4	5	9
6. POLICE SERVICES (ADDITIONAL PERSONNEL, EQUIPMENT, SERVICES, FACILITIES, etc.)	1	2	3	4	5	9
7. ANIMAL CONTROL	1	2	3	4	5	9
8. CODE ENFORCEMENT	1	2	3	4	5	9
9. FIRE SERVICES (ADDITIONAL PERSONNEL, EQUIPMENT, SERVICES, FACILITIES, etc.)	1	2	3	4	5	9
10. STORMWATER (CONTROL & PREVENTION)	1	2	3	4	5	9
11. NEIGHBORHOOD PARKS	1	2	3	4	5	9
12. BIKE / WALKING TRAILS	1	2	3	4	5	9
13. RECREATION CENTERS	1	2	3	4	5	9
14. SWIMMING POOLS	1	2	3	4	5	9
15. EXPAND / IMPROVE PUBLIC TRANSPORTATION	1	2	3	4	5	9
16. OTHER _____	1	2	3	4	5	9

4. How would you rate the overall quality of current services provided by the Unified Government? (Check one box)

- EXCELLENT GOOD AVERAGE BELOW AVERAGE POOR DON'T KNOW

5. Various officials, community leaders and citizens have suggested that the Unified Government Commissioners consider a slight increase in the local sales tax rate to fund additional government services. A sales tax increase would require a special election and citizen's approval. Please give us your input on a sales tax increase by answering the following question.

Do you support a one-fourth (1/4) cent sales tax increase to help fund one or more of the following services? (On a scale of 1 to 5, the number "1" represents "Very Supportive" and "5" represents "Not Supportive". Circle the number that best shows your level of support for each item below.)

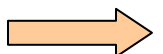
<u>Service</u>	<u>Very Supportive</u>		<u>Neutral</u>		<u>Not Supportive</u>	<u>Don't Know</u>
1. INFRASTRUCTURE (STREETS / SEWERS / SIDEWALKS / STREET LIGHTING, etc.) <i>[Funds would be used to improve/increase infrastructure. Specific projects would be identified prior to an election.]</i>	1	2	3	4	5	9
2. ADDITIONAL POLICE OFFICERS <i>[Provide more police officers on the streets of Kansas City, Kansas]</i>	1	2	3	4	5	9
3. STORMWATER (CONTROL & PREVENTION) <i>[Wyandotte County residents do not directly pay stormwater fees. The tax will be used to fund specific stormwater control & prevention projects on an annual basis.]</i>	1	2	3	4	5	9
4. RECREATION CENTER COMPLEX / SWIMMING POOL <i>[Build new recreation center complex / swimming pool (complex may include various other amenities.)]</i>	1	2	3	4	5	9
5. EXPAND / IMPROVE PUBLIC TRANSPORTATION <i>[Expand / improve routes and times]</i>	1	2	3	4	5	9
6. NEW SEPARATE JUVENILE DETENTION FACILITY <i>[The existing detention facility is at full capacity and houses both juveniles and adults. A new juvenile detention facility would split the juveniles from the adult offenders. A new juvenile facility also increases the capacity of the existing jail for adult offenders.]</i>	1	2	3	4	5	9
7. OTHER _____	1	2	3	4	5	9

6. The DOTTE Promise is a proposed scholarship program that would offer to every high school graduate from an accredited school district in Kansas City, Kansas an opportunity to attend a four-year college, community college or technical school in Kansas with a tuition scholarship of up to \$4,000.00 per year, for up to 4 years. This program could be funded with a one-quarter (1/4) cent local sales tax increase and contributions from private foundations.

To qualify the student must graduate from Turner, Piper, Ward or any Kansas City, Kansas (USD 500) high school. The student must live in Kansas City, Kansas and have attended school in Kansas City, Kansas for at least 4 years.

Do you support a one-fourth (1/4) cent sales tax increase for the DOTTE Promise? (On a scale of 1 to 5, the number "1" represents "Very Supportive" and "5" represents "Not Supportive". Circle the number that best shows your level of support for the DOTTE Promise.)

	<u>Very Supportive</u>		<u>Neutral</u>		<u>Not Supportive</u>	<u>Don't Know</u>
LEVEL OF SUPPORT FOR THE DOTTE PROMISE ONE-FOURTH CENT (1/4) SALES TAX INCREASE	1	2	3	4	5	9



KANSAS CITY, KANSAS COMMUNITY SURVEY - 2008, cont.

The following questions are used for analysis only and individual responses will be kept confidential. The answers to these questions will aid in the analysis of the previous questions. Please circle the number of the appropriate answer for each of the following questions.

DEMOGRAPHIC QUESTIONS

1. Are you?

- 1 MALE 2 FEMALE

2. What age group are you in?

- | | |
|---------------------|-------------------------|
| 1 18 - 24 YEARS OLD | 4 45 - 54 YEARS OLD |
| 2 25 - 34 YEARS OLD | 5 55 - 64 YEARS OLD |
| 3 35 - 44 YEARS OLD | 6 65 YEARS OLD OR OLDER |

3. Please indicate your racial or ethnic origin.

- | | |
|------------------------------------|-------------------------------|
| 1 WHITE | 5 SPANISH / HISPANIC / LATINO |
| 2 BLACK / AFRICAN AMERICAN | 6 MULTI-RACIAL |
| 3 AMERICAN INDIAN OR ALASKA NATIVE | 7 OTHER _____ |
| 4 ASIAN OR PACIFIC ISLANDER | |

4. What is your approximate household income?

- | | |
|------------------------|------------------------|
| 1 LESS THAN \$25,000 | 3 \$50,000 TO \$74,999 |
| 2 \$25,000 TO \$49,999 | 4 \$75,000 OR MORE |

5. Which best describes who lives in your household?

- | | |
|-------------------------------|--------------------------|
| 1 SINGLE ADULT, NO CHILDREN | 3 MARRIED, NO CHILDREN |
| 2 SINGLE ADULT, WITH CHILDREN | 4 MARRIED, WITH CHILDREN |
| | 5 OTHER _____ |

6. How many children are living with you of the following ages?

NUMBER OF CHILDREN

- | | |
|-------------------|-------|
| 0 - 4 YEARS OLD | _____ |
| 5 - 9 YEARS OLD | _____ |
| 10 - 14 YEARS OLD | _____ |
| 15 - 19 YEARS OLD | _____ |

Please provide any additional comments you may have.

THANK YOU for taking the time to complete this survey. Please return the survey in the postage paid envelope by **JANUARY 30TH**.