

2013 BUDGET SURVEY

RESPONSE SUMMARY

- 299 Responses
 - 10 from 5/17/12 Commission meeting
 - 289 from Unified Govt. webpage

- Budget survey was not a scientific sampling of the population
 - However, results shows how respondents feel about issues related to the 2013 proposed budget.

Who Answered the Survey?

- 45% of respondents lived in zip codes 66109 (25%) or 66102 (20%)
- Survey respondents were most likely to be:
 - Female (60%)
 - Aged 45 to 64 years (53%)
 - Wyandotte Co. residents (97%)

Ques. 2 – How do you rate the quality of the following services provided by the Unified Govt.?

- Fire had the highest score, followed by:
 - Police
 - Street Maintenance and Parks (tied score)

Service	Excellent		Good		Fair		Poor		Don't Know		Overall Score*
	Count	% of Total	Count	% of Total	Count	% of Total	Count	% of Total	Count	% of Total	
Bus Service	6	2.4%	42	17.1%	53	21.5%	33	13.4%	112	45.5%	3.83
Code Enforcement	11	4.5%	75	30.6%	72	29.4%	58	23.7%	29	11.8%	3.08
Fire	102	41.5%	112	45.5%	14	5.7%	2	0.8%	16	6.5%	1.85
Parks & Recreation	21	8.6%	91	37.1%	73	29.8%	44	18.0%	16	6.5%	2.77
Police	67	27.3%	128	52.2%	30	12.2%	15	6.1%	5	2.0%	2.03
Street Maintenance	13	5.2%	81	32.7%	105	42.3%	47	19.0%	2	0.8%	2.77
Overall Summary of Responses	220	14.9%	529	35.9%	347	23.5%	199	13.5%	180	12.2%	2.72

*The overall score is based on the average of the valid responses for each category. This score gives an indication of responses. However, the actual distribution of the score provides a more accurate summary of how a person responded to each category.

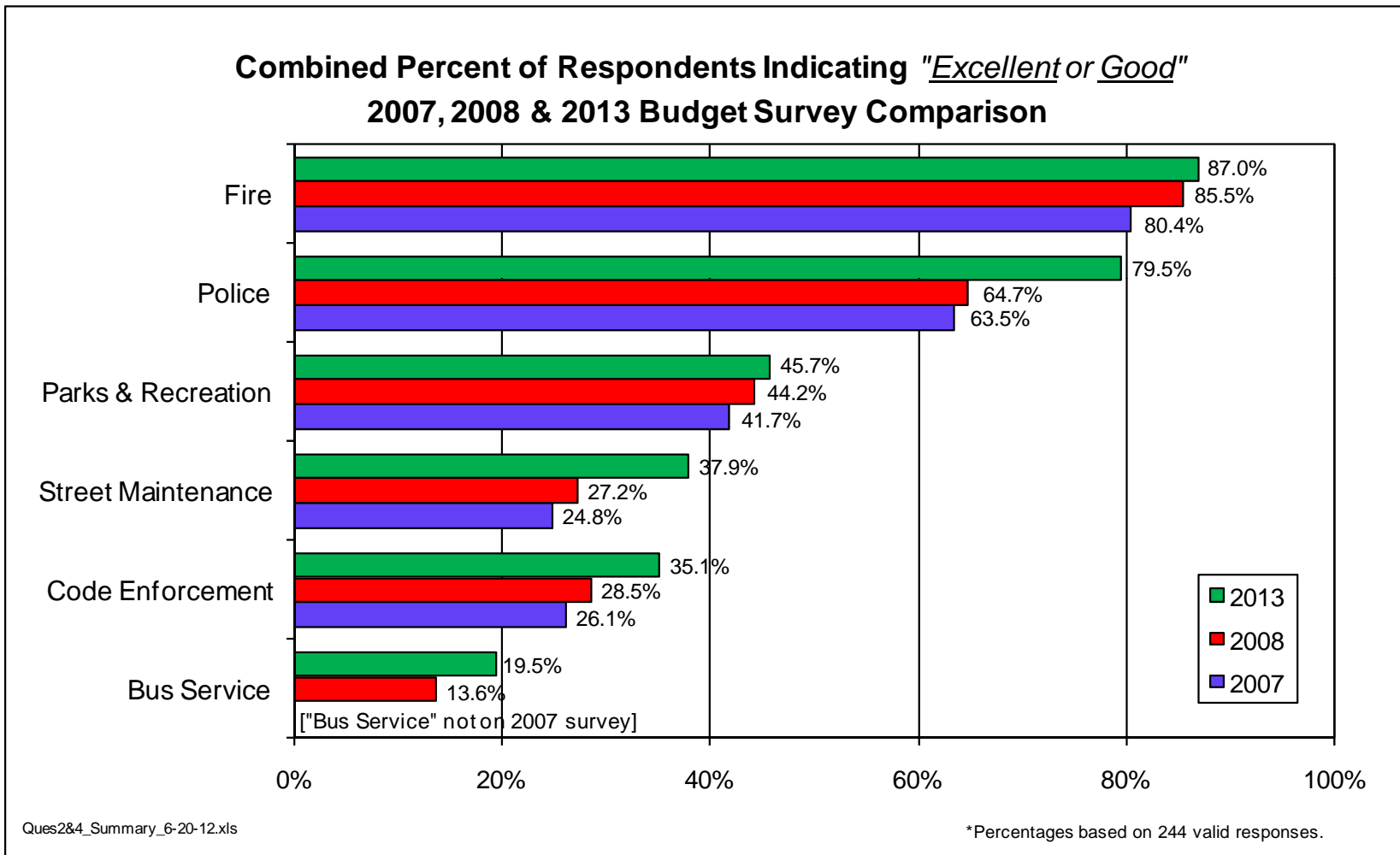
Ques. 4 – How would you rate the importance of the following services provided by the Unified Govt.?

- Police had the highest score, followed by:
 - Fire
 - Street Maintenance

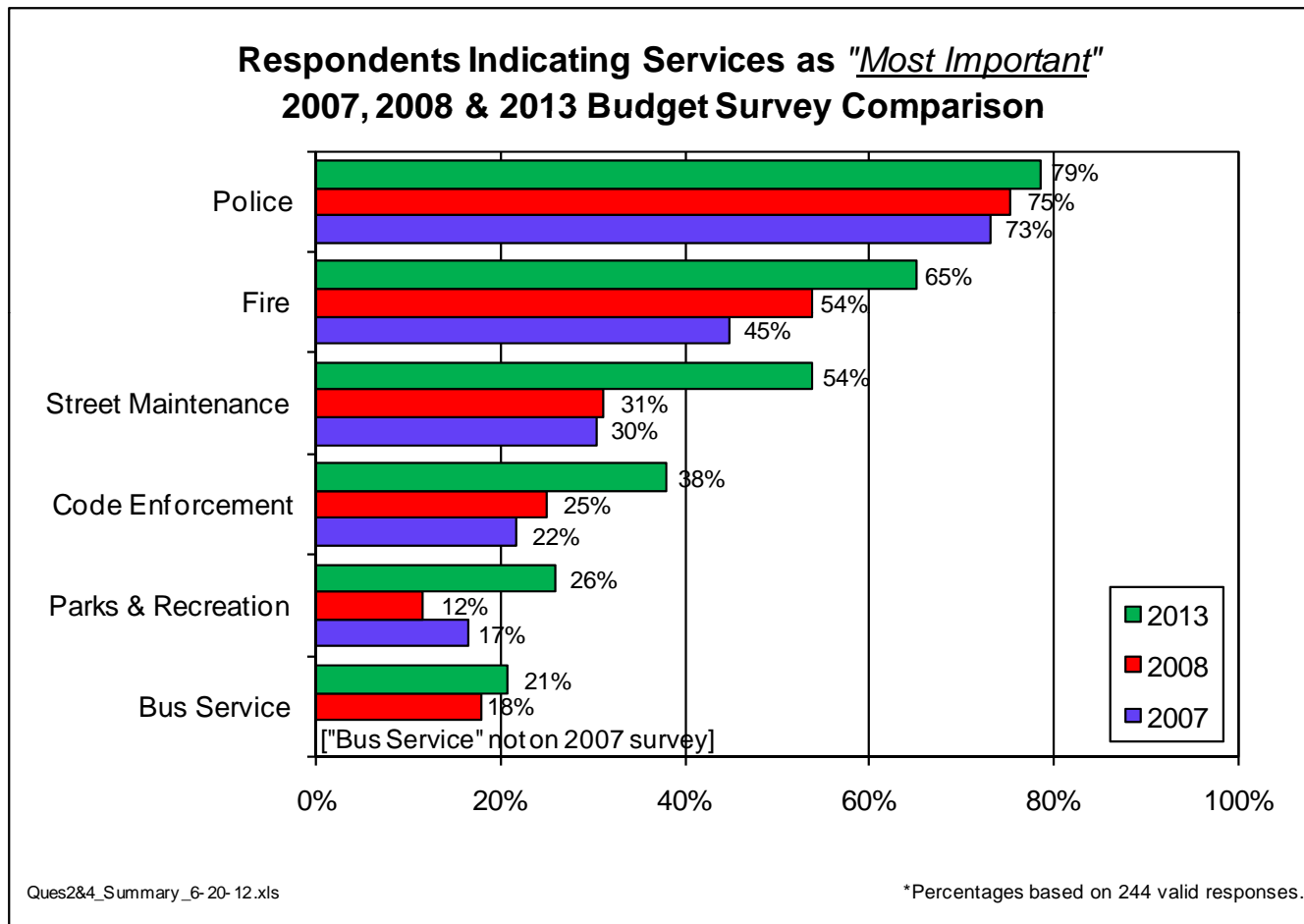
Service	Most Important		Somewhat		Least Important		Overall Score*
	Count	% of Total	Count	% of Total	Count	% of Total	
Bus Service	50	20.7%	121	50.2%	70	29.0%	3.17
Code Enforcement	93	38.0%	117	47.8%	35	14.3%	2.53
Fire	157	65.1%	62	25.7%	22	9.1%	1.88
Parks & Recreation	61	26.0%	145	61.7%	29	12.3%	2.73
Police	193	78.5%	38	15.4%	15	6.1%	1.55
Street Maintenance	131	53.7%	110	45.1%	3	1.2%	1.95
Overall Summary of Responses	685	47.2%	593	40.8%	174	12.0%	2.30

*The overall score is based on the average of the valid responses for each category. This score gives an indication of responses. However, the actual distribution of the score provides a more accurate summary of how a person responded to each category.

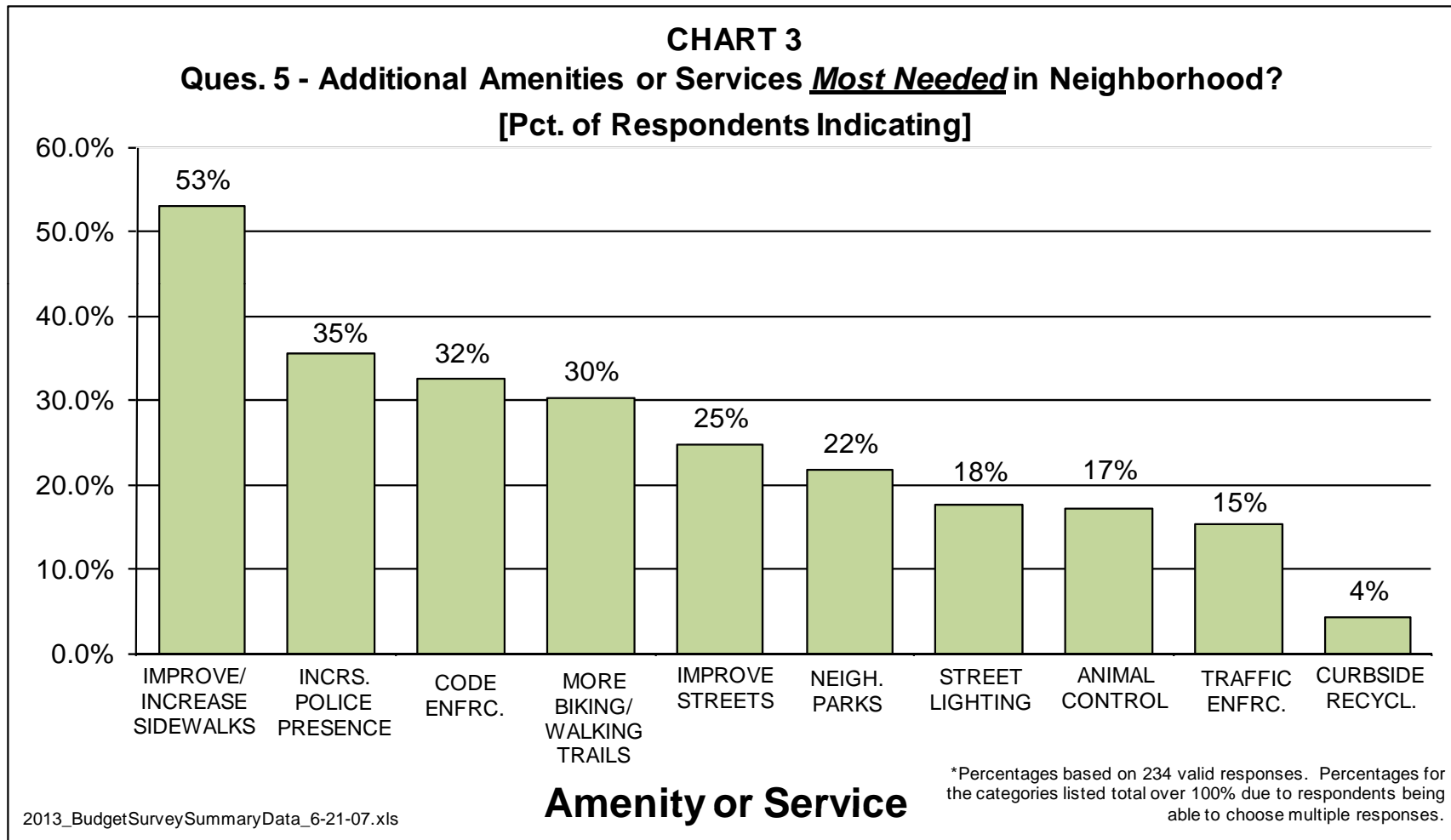
Ques. 2 – How do you rate the quality of the following services provided by the Unified Govt.?



Ques. 4 – How would you rate the importance of the following services provided by the Unified Govt.?



Ques. 5 – Additional Amenities or Services Most Needed in Neighborhoods?



Ques. 1 Summary

List Three (3) of the Most Important Issues for the Mayor and Commissioners to Include in the 2013 Proposed Budget.

CATEGORY	COUNT	PCT. OF TOTAL RESPONDENTS (CASES)
PROPERTY TAXES - REDUCE	55	30.2%
STREETS - KEEP IN REPAIR/MAINT./CURB/LIGHTING	36	19.8%
PUBLIC SAFETY - GENERAL	22	12.1%
UG EMPLOYEES - INCREASE SALARIES	22	12.1%
CODE ENFORCEMENT - INCREASE/IMPROVE	16	8.8%
PARKS AND REC., INCREASE TRAILS (WALKING)	14	7.7%
TOTAL RESPONDENTS (CASES)	182	---

Ques. 3 Summary

For Any Services That Were Rated as Poor in Ques. 2, What Would You Suggest That the Unified Govt. Do to Improve Service Quality?

CATEGORY	COUNT	PCT. OF TOTAL RESPONDENTS (CASES)
CODE ENFORCEMENT - INCREASE/IMPROVE	32	28.3%
PARKS & REC- IMPROVE	19	16.8%
STREETS - KEEP IN REPAIR/MAINT./CURB/LIGHTING	11	9.7%
PUBLIC TRANSPORTATION - EXPANDED SERVICE (E.G. MORE TIMES, ROUTES)	11	9.7%
PUBLIC TRANSPORTATION - IMPROVE	10	8.8%
CODE ENFORCEMENT - ADD OFFICERS	8	7.1%
TOTAL RESPONSES	113	---

Ques. 6 Summary

Please List What You Consider to be the Three (3) Most Important Factors for Continued Economic Growth in Wyandotte Co. Over the Next 5 to 10 Years?

CATEGORY	COUNT	PCT. OF TOTAL RESPONDENTS (CASES)
PROPERTY TAXES - REDUCE	60	28.8%
SCHOOLS - IMPROVE OVERALL	38	18.3%
CRIME - REDUCE/PREVENTION	21	10.1%
JOBS - MORE	21	10.1%
DEVELOP. - DOWNTOWN/EASTERN KCK	20	9.6%
ECONOMIC DEVELOPMENT - MAINTAIN	13	6.3%
IMAGE - IMPROVE	13	6.3%
TOTAL RESPONSES	208	---