



Unified Government of Wyandotte County and Kansas City, Kansas
Investment Portfolio Compliance Report
March 31, 2018

Investment Summary - Aggregate Portfolio By Type of Investment

Security Type	Original Cost	Market Value ¹	Amortized Cost ²	% of Portfolio	% Permitted by Policy	In Compliance	# of Days to Maturity ³	Average Yield ³
Property Tax Held for Entities ⁴	\$1,334,682	\$1,334,682	\$1,334,682	na	see note 4	✓	3	1.58%
Cash Equivalents	\$94,869,318	\$94,869,318	\$94,869,318	37.2%	100%	✓	3	1.58%
Total Liquidity	\$94,869,318	\$94,869,318	\$94,869,318	37.2%			3	1.58%
Certificates of Deposit	\$151,470,000	\$151,470,000	\$151,470,000	59.3%	100%	✓	628	1.69%
Federal Agency Securities	\$9,083,974	\$8,988,606	\$9,007,329	3.5%	50%	✓	246	0.86%
Total Securities	\$160,553,974	\$160,458,606	\$160,477,329	62.8%			381	1.65%
Total Portfolio	\$255,423,292	\$255,327,924	\$255,346,646	100%			382	1.62%

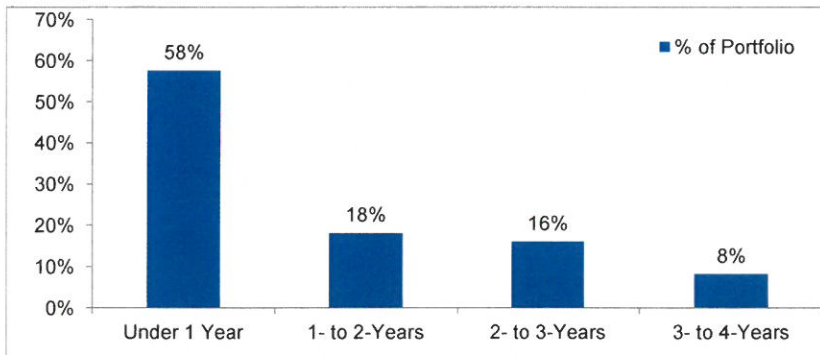
1. Market values provided by UMB Bank, Third-Party Safekeeping Custodial Agent.

2. Amortized cost is the original cost of the principal of the security adjusted for the amount of the periodic reduction of any discount or premium from the purchase date until the date of the report.

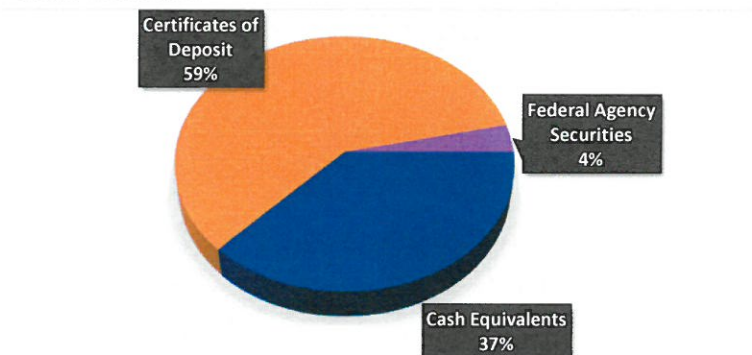
3. Averages shown are weighted averages calculated based on original cost. Average maturity is shown as days.

4. Property Tax collections temporarily held by the County on behalf of other governmental entities is not a part of the Unified Government's cash and investment value. The cash being held in trust is presented here for informational purposes.

Maturity Distribution



Sector Distribution



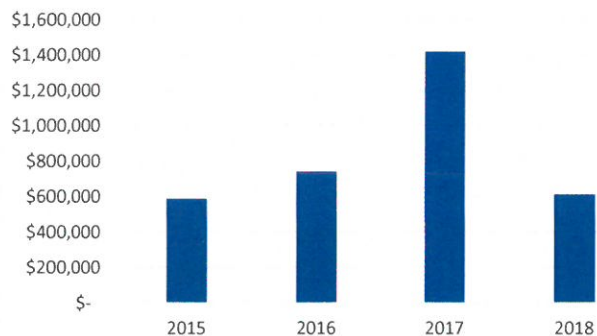


**Unified Government of Wyandotte County and Kansas City, Kansas
Investment Portfolio Compliance Report
March 31, 2018**

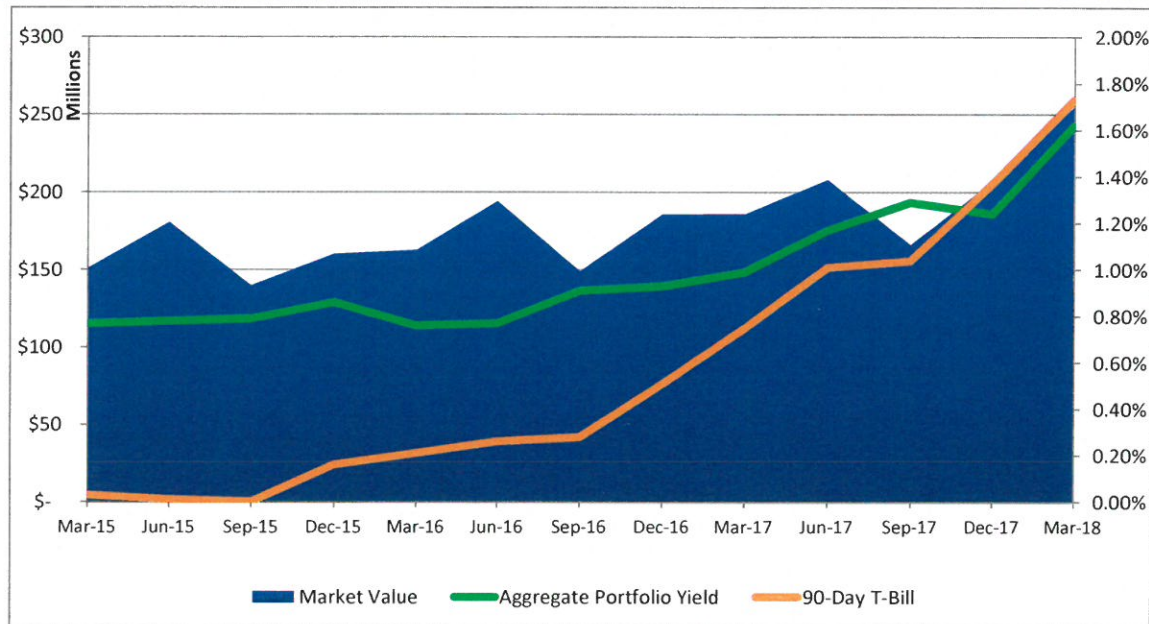
Compliance

	Yes	No
Liquidity	<input checked="" type="checkbox"/>	<input type="checkbox"/>
Permitted types of investments	<input checked="" type="checkbox"/>	<input type="checkbox"/>
Limits within investment categories	<input checked="" type="checkbox"/>	<input type="checkbox"/>
Limits within single agency/institution	<input type="checkbox"/>	<input checked="" type="checkbox"/>
Limits relating to maturity	<input checked="" type="checkbox"/>	<input type="checkbox"/>
The investment report herein shown along with ongoing income provides sufficient liquidity to meet estimated expenditures for next 6 months	<input checked="" type="checkbox"/>	<input type="checkbox"/>

Interest Earned



Historic Portfolio Size



CFO Note: The 30% limit within a single banking institution per the investment policy compliance parameters was exceeded. Capital Federal Bank holdings totaled 31% of the total aggregate portfolio. In the upcoming quarters, the CFO will adjust investment strategies to come into compliance with the policy.

Kathleen VonAchen

Kathleen VonAchen
Chief Financial Officer

March 31, 2018

Date



Unified Government of Wyandotte County and Kansas City, Kansas
Investment Portfolio Compliance Report
March 31, 2018

Issuer Detail - Aggregate Portfolio by Issuer

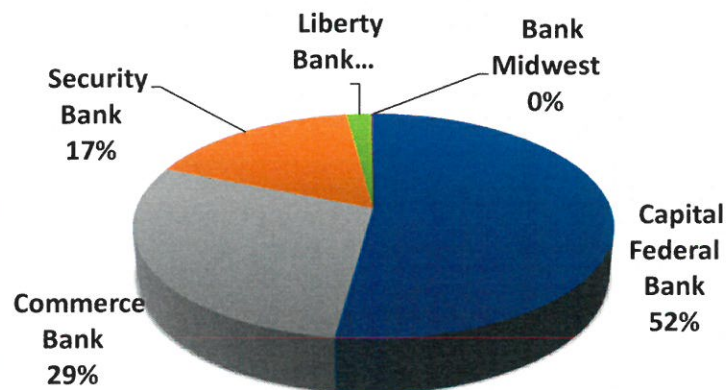
Issuer	Original Cost	Market Value ¹	% of Portfolio ³	% Permitted by Issuer	In Compliance ³	Weighted Maturity ²	Weighted Yield ²
Property Tax Held for Entities ³	1,334,682	1,334,682	na	See note 3	✓	3	1.58%
UMB, Wyandotte Operating	92,387,318	92,387,318	36%	30%	✓	3	1.58%
UMB, Wyandotte Health	2,482,000	2,482,000	1%	30%	✓	3	1.58%
Cash Equivalents	94,869,318	94,869,318	37%		✓	3	1.58%
Capital Federal Bank	79,000,000	79,000,000	31%	30%	✓	662	1.50%
Commerce Bank	44,000,000	44,000,000	17%	30%	✓	445	1.46%
Security Bank	25,235,000	25,235,000	10%	30%	✓	853	1.95%
Liberty Bank	3,000,000	3,000,000	1%	30%	✓	519	1.44%
Bank Midwest	235,000	235,000	0%	30%	✓	487	1.36%
Certificates of Deposit	151,470,000	151,470,000	59%		✓	628	1.69%
FHLB	8,085,008	7,999,200	3%	30%	✓	110	1.60%
FREDDIE MAC	998,966	989,406	0%	30%	✓	1235	0.95%
Federal Agency Securities	9,083,974	8,988,606	4%		✓	246	0.86%
Grand Total	255,423,292	255,327,924	100%			382	1.62%

1. Market values provided by UMB Bank, Third-Party Safekeeping Custodial Agent.

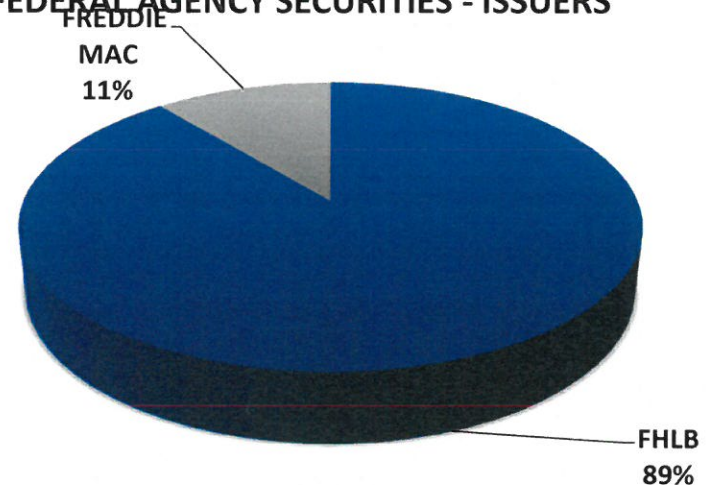
2. Averages shown are weighted averages calculated based on original cost. Average maturity is shown as days.

3. Property Tax collections temporarily held by the County on behalf of other governmental entities is not a part of the Unified Government's cash and investment value for financial reporting purposes. The cash being held in trust is presented here for informational purposes.

CERTIFICATES OF DEPOSIT - BANKS



FEDERAL AGENCY SECURITIES - ISSUERS





Unified Government of Wyandotte County and Kansas City, Kansas
Investment Portfolio Compliance Report
1st Quarter 2018 - Jan. 1, 2018 - March 31, 2018

Quarterly Transactions Detail - Aggregate Portfolio

Settlement Date	CUSIP	Issuer	Coupon	Maturity Date	Par	Original Cost
Thru Q1	NA	UMB, Wyandotte Operating	1.575%	4/2/2018	13,400,430	13,400,430
Thru Q1	NA	UMB, Wyandotte Health Reserve	1.575%	4/2/2018	1,620,000	1,620,000
Cash Equivalents					15,020,430	15,020,430
2/16/2018	1150009568	Security Bank of KC	2.200%	8/17/2020	5,000,000	5,000,000
2/16/2018	1150009569	Security Bank of KC	2.250%	2/16/2021	5,000,000	5,000,000
2/16/2018	1150009570	Security Bank of KC	2.250%	8/16/2021	5,000,000	5,000,000
2/16/2018	1150009571	Security Bank of KC	2.250%	2/15/2022	5,000,000	5,000,000
3/26/2018	66000543	Commerce	2.380%	9/28/2020	5,000,000	5,000,000
3/26/2018	70166254	Capitol Federal	2.550%	3/26/2021	5,000,000	5,000,000
3/26/2018	70166255	Capitol Federal	2.600%	9/27/2021	5,000,000	5,000,000
3/26/2018	70166256	Capitol Federal	2.650%	3/28/2022	5,000,000	5,000,000
Purchases					40,000,000	40,000,000
2/5/2015	343007290	Commerce	1.000%	3/9/2018	(7,000,000)	(7,000,000)
Calls/Maturities					(7,000,000)	(7,000,000)
Total					48,020,430	48,020,430