



**Unified Government of Wyandotte County and Kansas City, Kansas**  
**Investment Portfolio Compliance Report**  
 June 30, 2018

**Investment Summary - Aggregate Portfolio By Type of Investment**

Security Type	Original Cost	Market Value <sup>1</sup>	Amortized Cost <sup>2</sup>	% of Portfolio	% Permitted by Policy	In Compliance	# of Days to Maturity <sup>3</sup>	Average Yield <sup>3</sup>
<b>Property Tax Held for Entities<sup>4</sup></b>	<b>\$790,383</b>	<b>\$790,383</b>	<b>\$790,383</b>	<b>na</b>	<b>see note 4</b>	✓	<b>3</b>	<b>2.03%</b>
Cash Equivalents	\$124,178,617	\$124,178,617	\$124,178,617	43.2%	100%	✓	3	2.03%
<b>Total Liquidity</b>	<b>\$124,178,617</b>	<b>\$124,178,617</b>	<b>\$124,178,617</b>	<b>43.2%</b>			<b>3</b>	<b>2.03%</b>
Certificates of Deposit	\$157,175,000	\$157,175,000	\$157,175,000	54.7%	100%	✓	620	1.85%
Federal Agency Securities	\$6,085,597	\$5,994,106	\$6,001,566	2.1%	50%	✓	251	0.98%
<b>Total Securities</b>	<b>\$163,260,597</b>	<b>\$163,169,106</b>	<b>\$163,176,566</b>	<b>56.8%</b>			<b>345</b>	<b>1.81%</b>
<b>Total Portfolio</b>	<b>\$287,439,213</b>	<b>\$287,347,723</b>	<b>\$287,355,183</b>	<b>100%</b>			<b>346</b>	<b>1.91%</b>

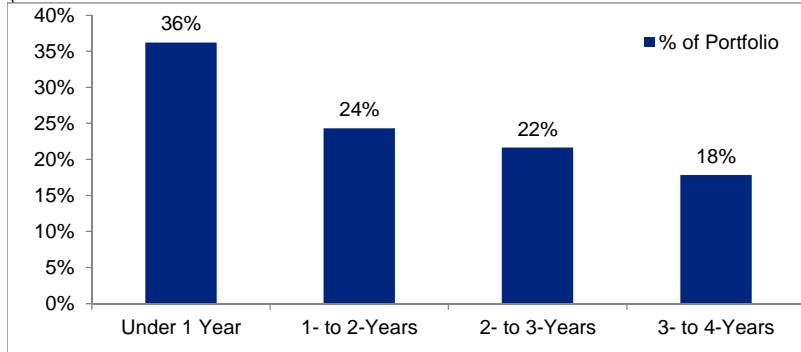
1. Market values provided by UMB Bank, Third-Party Safekeeping Custodial Agent.

2. Amortized cost is the original cost of the principal of the security adjusted for the amount of the periodic reduction of any discount or premium from the purchase date until the date of the report.

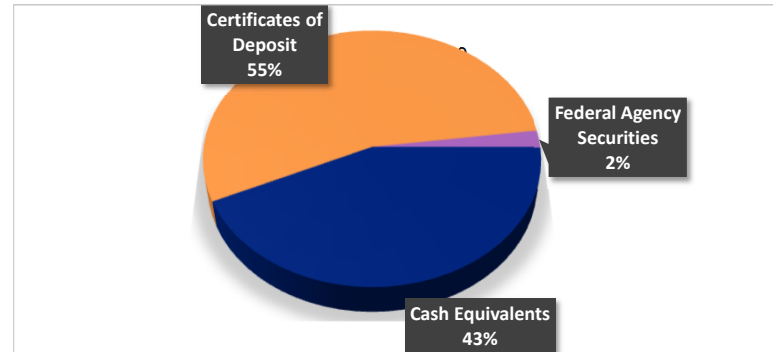
3. Averages shown are weighted averages calculated based on original cost. Average maturity is shown as days.

4. Property Tax collections temporarily held by the County on behalf of other governmental entities is not a part of the Unified Government's cash and investment value. The cash being held in trust is presented here for informational purposes.

**Maturity Distribution**



**Sector Distribution**





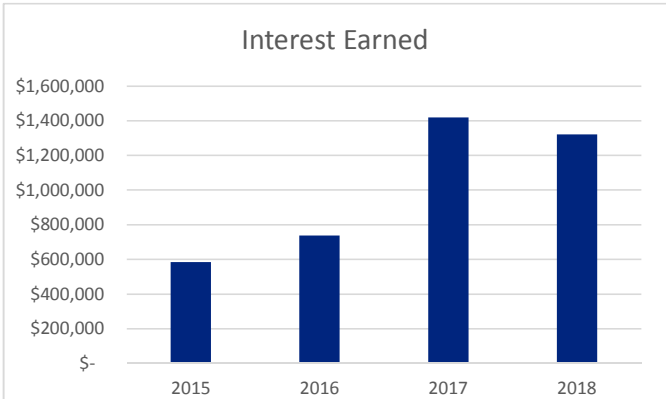
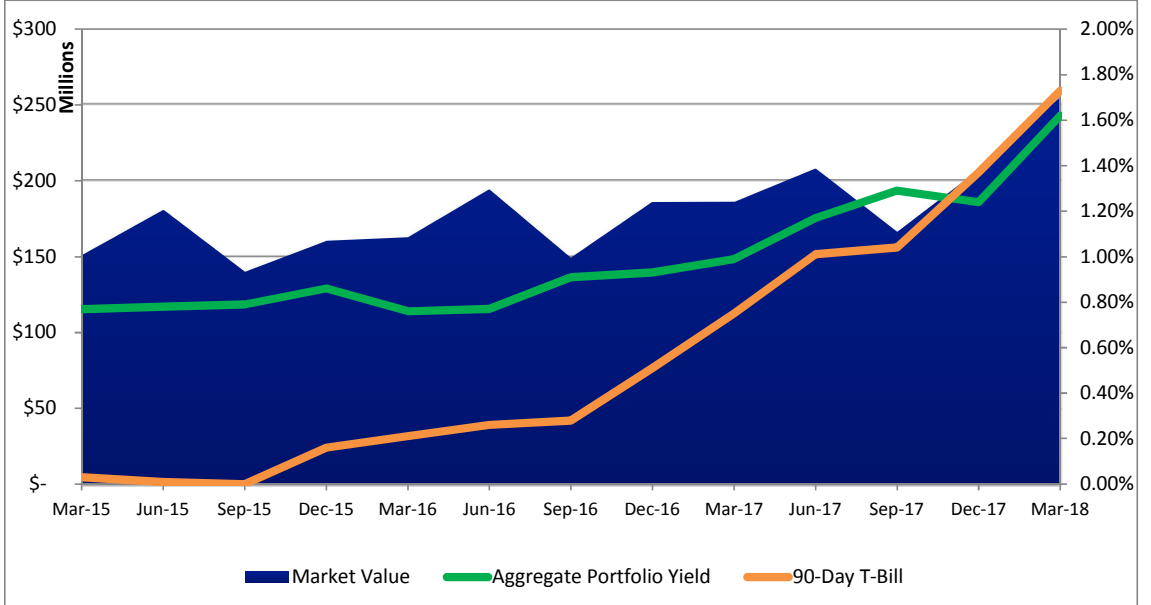
**Unified Government of Wyandotte County and Kansas City, Kansas  
Investment Portfolio Compliance Report  
June 30, 2018**

**Compliance**

	Yes	No
Liquidity	<input checked="" type="checkbox"/>	<input type="checkbox"/>
Permitted types of investments	<input checked="" type="checkbox"/>	<input type="checkbox"/>
Limits within investment categories	<input checked="" type="checkbox"/>	<input type="checkbox"/>
Limits within single agency/institution	<input type="checkbox"/>	<input checked="" type="checkbox"/>
Limits relating to maturity	<input checked="" type="checkbox"/>	<input type="checkbox"/>
The investment report herein shown along with ongoing income provides sufficient liquidity to meet estimated expenditures for next 6 months	<input checked="" type="checkbox"/>	<input type="checkbox"/>

**Historic Portfolio Size**

**Aggregate Yield vs. 90-Day T-Bill Rate**



CFO Note: The 30% limit within a single banking institution per the investment policy compliance parameters was exceeded. Capital Federal Bank holdings totaled 33% of the total aggregate portfolio. In the upcoming quarters, the CFO will adjust investment strategies to come into compliance with the policy.

  
 \_\_\_\_\_  
 Kathleen VonAchen  
 Chief Financial Officer

June 30, 2018  
 \_\_\_\_\_  
 Date



**Unified Government of Wyandotte County and Kansas City, Kansas**  
**Investment Portfolio Compliance Report**  
 June 30, 2018

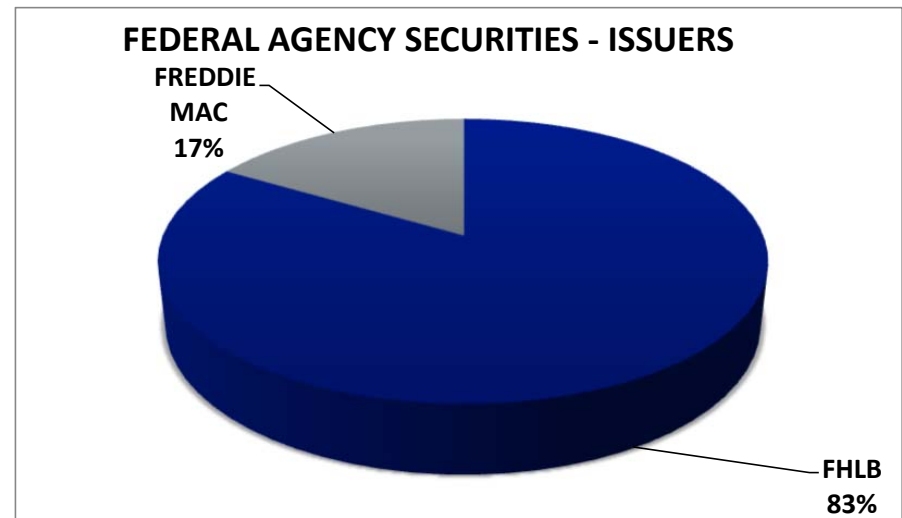
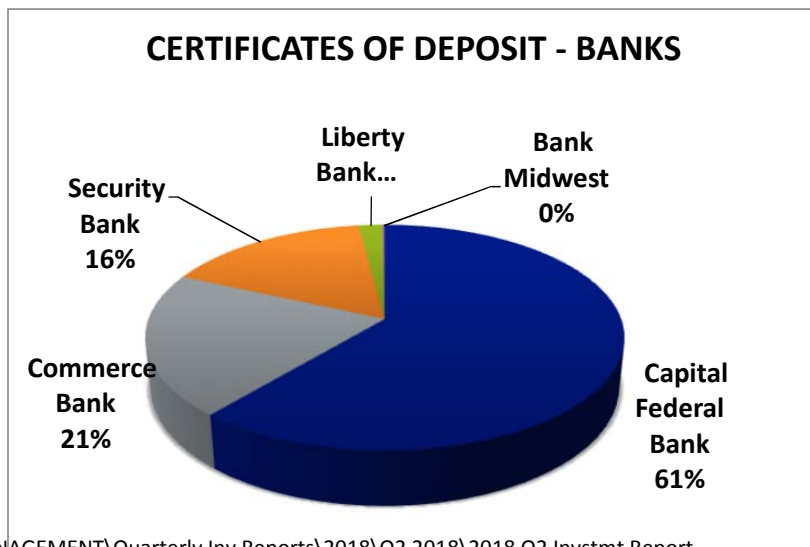
**Issuer Detail - Aggregate Portfolio by Issuer**

Issuer	Original Cost	Market Value <sup>1</sup>	% of Portfolio <sup>3</sup>	% Permitted by Issuer	In Compliance <sup>3</sup>	Weighted Maturity <sup>2</sup>	Weighted Yield <sup>2</sup>
<b>Property Tax Held for Entities<sup>3</sup></b>	<b>790,383</b>	<b>790,383</b>	<b>na</b>	<b>See note 3</b>	✓	<b>3</b>	<b>1.58%</b>
UMB, Wyandotte Operating	120,928,617	120,928,617	42%	30%	✓	3	2.03%
UMB, Wyandotte Health	3,250,000	3,250,000	1%	30%	✓	3	2.03%
<b>Cash Equivalents</b>	<b>124,178,617</b>	<b>124,178,617</b>	<b>43%</b>		✓	<b>3</b>	<b>2.03%</b>
Bank Midwest	235,000	235,000	0%	30%	✓	396	1.36%
Capital Federal Bank	96,000,000	96,000,000	33%	30%	✓	572	1.45%
Commerce Bank	32,235,000	32,235,000	11%	30%	✓	596	1.64%
Liberty Bank	3,000,000	3,000,000	1%	30%	✓	428	1.44%
Security Bank	25,470,000	25,470,000	9%	30%	✓	762	1.95%
UMB Bank	235,000	235,000	0%	30%	✓	415	1.37%
<b>Certificates of Deposit</b>	<b>157,175,000</b>	<b>157,175,000</b>	<b>55%</b>		✓	<b>620</b>	<b>1.85%</b>
FHLB	5,086,631	5,004,700	2%	30%	✓	19	1.60%
FREDDIE MAC	998,966	989,406	0%	30%	✓	1144	0.95%
<b>Federal Agency Securities</b>	<b>6,085,597</b>	<b>5,994,106</b>	<b>2%</b>		✓	<b>251</b>	<b>0.98%</b>
<b>Grand Total</b>	<b>287,439,213</b>	<b>287,347,723</b>	<b>100%</b>			<b>346</b>	<b>1.91%</b>

1. Market values provided by UMB Bank, Third-Party Safekeeping Custodial Agent.

2. Averages shown are weighted averages calculated based on original cost. Average maturity is shown as days.

3. Property Tax collections temporarily held by the County on behalf of other governmental entities is not a part of the Unified Government's cash and investment value for financial reporting purposes. The cash being held in trust is presented here for informational purposes.





**Unified Government of Wyandotte County and Kansas City, Kansas**  
**Investment Portfolio Compliance Report**  
**2nd Quarter 2018 - April 1, 2018 - June 30, 2018**

<b>Quarterly Transactions Detail - Aggregate Portfolio</b>						
<b>Settlement Date</b>	<b>CUSIP</b>	<b>Issuer</b>	<b>Coupon</b>	<b>Maturity Date</b>	<b>Par</b>	<b>Original Cost</b>
Thru Q2	NA	UMB, Wyandotte Operating	1.575%	7/5/2018	25,871,935	25,871,935
Thru Q2	NA	UMB, Wyandotte Health Reserve	1.575%	7/5/2018	768,000	768,000
<b>Cash Equivalents</b>					<b>26,639,935</b>	<b>26,639,935</b>
5/7/2018	22564282060	UMB	2.000%	5/7/2019	235,000	235,000
5/8/2018	343009163	Commerce Bank	1.850%	5/8/2019	235,000	235,000
5/8/2018	1150011398	Security Bank	2.170%	5/8/2019	235,000	235,000
5/11/2018	70167423	Capitol Federal	2.060%	11/13/2018	5,000,000	5,000,000
5/11/2018	700167422	Capitol Federal	2.310%	5/13/2019	5,000,000	5,000,000
5/11/2018	70167421	Capitol Federal	2.550%	11/12/2019	5,000,000	5,000,000
5/11/2018	70167420	Capitol Federal	2.800%	11/11/2021	4,000,000	4,000,000
5/11/2018	343009166	Commerce Bank	2.520%	5/11/2022	4,000,000	4,000,000
<b>Purchases</b>					<b>23,705,000</b>	<b>23,705,000</b>
5/9/2014	343007029	Commerce Bank	1.300%	5/4/2018	(8,000,000)	(8,000,000)
6/10/2015	343007453	Commerce Bank	1.285%	6/11/2018	(8,000,000)	(8,000,000)
5/17/2017	3130ABGN0	FHLB (thru UMB)	1.125%	5/22/2018	(3,000,000)	(2,998,377)
5/25/2017	70155740	Capitol Federal	1.320%	5/29/2018	(2,000,000)	(2,000,000)
6/11/2018	343007453	Commerce Bank	1.285%	6/11/2018	(8,000,000)	(8,000,000)
<b>Calls/Maturities</b>					<b>(29,000,000)</b>	<b>(28,998,377)</b>
<b>Total</b>					<b>21,344,935</b>	<b>21,346,558</b>