



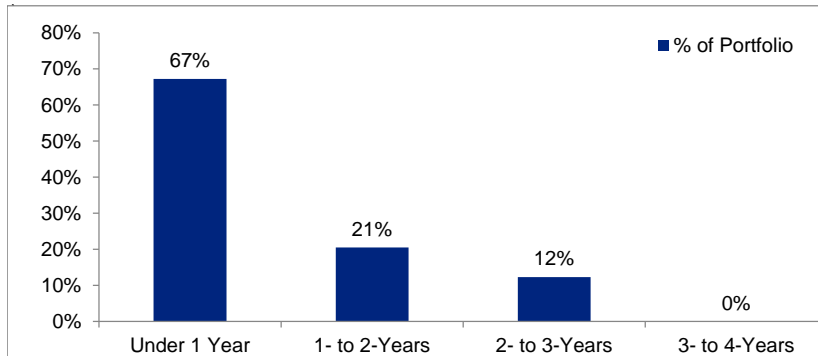
Unified Government of Wyandotte County and Kansas City, Kansas
Investment Portfolio Compliance Report
 December 31, 2019

Investment Summary - Aggregate Portfolio By Type of Investment

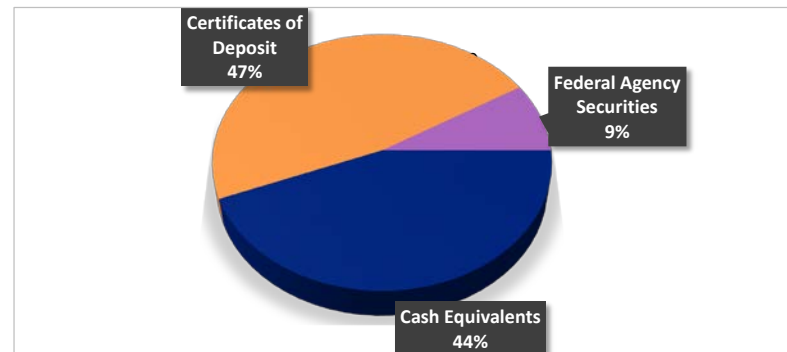
Security Type	Original Cost	Market Value ¹	Amortized Cost ²	% of Portfolio	% Permitted by Policy	In Compliance	Weighted Days to Maturity ³	Weighted Average Yield ³
Property Tax Held for Entities ⁴	\$93,280,366	\$93,280,366	\$93,280,366	na	see note 4	✓	-	1.87%
Cash Equivalents	\$96,875,634	\$96,875,634	\$96,875,634	44%	100%	✓	-	1.87%
Total Liquidity	\$96,875,634	\$96,875,634	\$96,875,634	44%			-	1.87%
Certificates of Deposit	\$104,175,000	\$104,175,000	\$104,175,000	47%	100%	✓	438	2.34%
Federal Agency Securities	\$18,937,035	\$19,195,566	\$18,945,521	9%	50%	✓	438	2.75%
Total Securities	\$123,112,035	\$123,370,566	\$123,120,521	56%			876	5.09%
Total Portfolio	\$219,987,669	\$220,246,199	\$219,996,154	100%			245	2.16%

- Market values provided by UMB Bank, Third-Party Safekeeping Custodial Agent. Recorded at time of settlement to reflect holding investments to maturity.
- Amortized cost is the original cost of the principal of the security adjusted for the amount of the periodic reduction of any discount or premium from the purchase date until the date of the report.
- Averages shown are weighted averages calculated based on original cost. Average maturity is shown as days.
- Property Tax collections temporarily held by the County on behalf of other governmental entities is not a part of the Unified Government's cash and investment value. The cash being held in trust is presented here for informational purposes.

Maturity Distribution



Sector Distribution





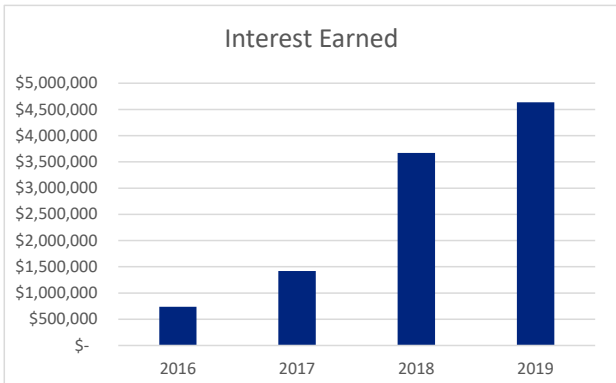
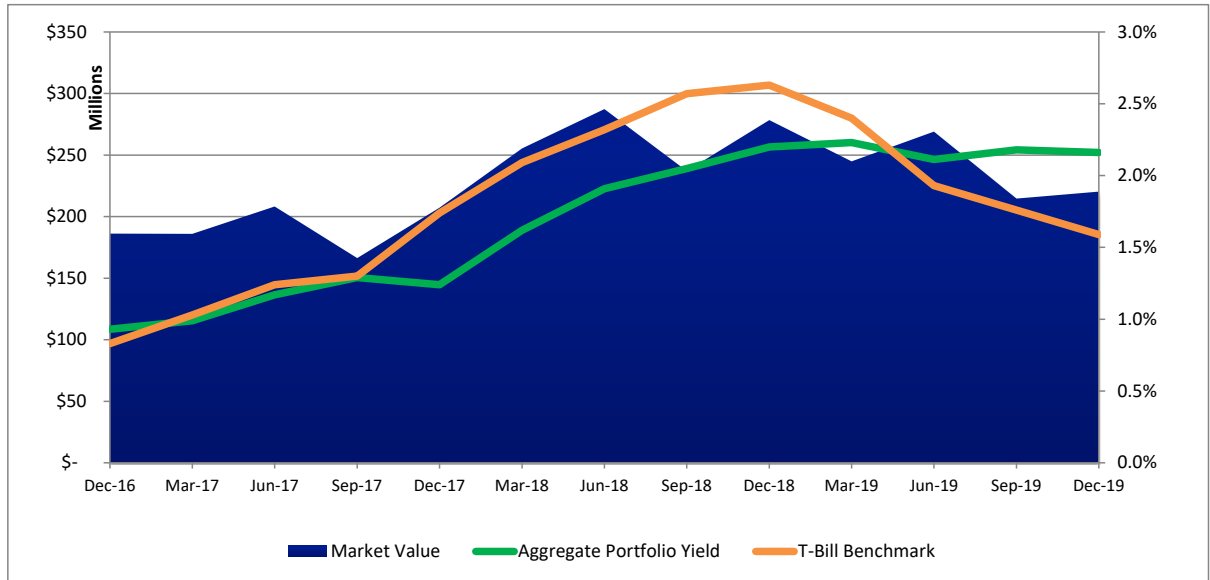
**Unified Government of Wyandotte County and Kansas City, Kansas
Investment Portfolio Compliance Report
December 31, 2019**

Compliance

	Yes	No
Liquidity	<input checked="" type="checkbox"/>	<input type="checkbox"/>
Permitted types of investments	<input checked="" type="checkbox"/>	<input type="checkbox"/>
Limits within investment categories	<input checked="" type="checkbox"/>	<input type="checkbox"/>
Limits within single agency/institution	<input checked="" type="checkbox"/>	<input type="checkbox"/>
Limits relating to maturity	<input checked="" type="checkbox"/>	<input type="checkbox"/>
The investment report herein shown along with ongoing income provides sufficient liquidity to meet estimated expenditures for next 6 months	<input checked="" type="checkbox"/>	<input type="checkbox"/>

Historic Portfolio Size

Aggregate Yield vs. US T-Bill Benchmark



Kathleen VonAchen

Kathleen VonAchen
Chief Financial Officer

December 31, 2019

Date



Unified Government of Wyandotte County and Kansas City, Kansas
Investment Portfolio Compliance Report
 December 31, 2019

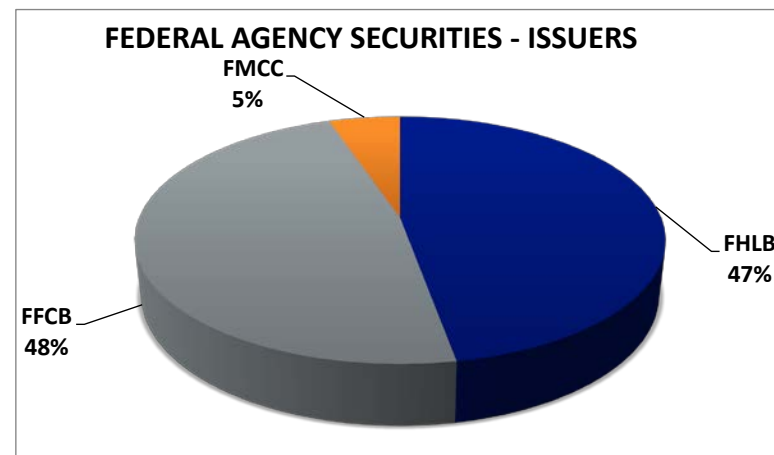
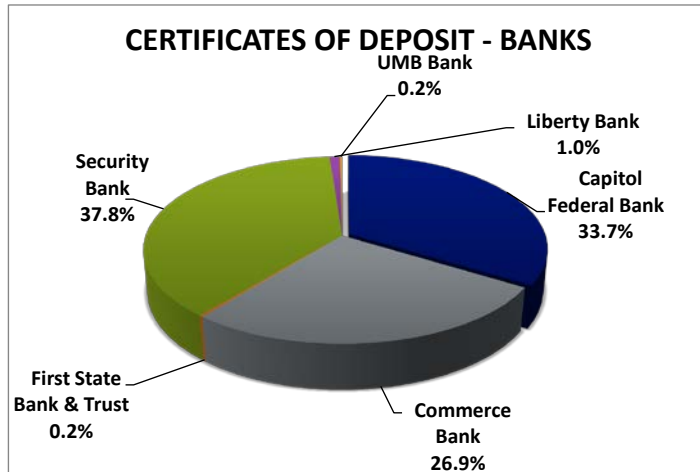
Issuer Detail - Aggregate Portfolio by Issuer

Issuer	Original Cost	Market Value ¹	% of Portfolio ³	% Permitted by Issuer	In Compliance ³	Weighted Average Maturity Days ²	Weighted Average Yield ²
Property Tax Held for Entities³	93,280,366	93,280,366	na	See note 3	✓	0	1.87%
UMB, Wyandotte Operating	94,176,634	94,176,634	43%	25%	✓	0	1.81%
UMB, Wyandotte Health	2,699,000	2,699,000	1%	25%	✓	0	0.05%
Cash Equivalents	96,875,634	96,875,634	44%		✓	0	1.87%
Argentine Federal Savings	235,000	235,000	0.1%	25%	✓	0.3	0.01%
Bank of Labor	235,000	235,000	0%	25%	✓	0.3	0.005%
Capitol Federal Bank	35,000,000	35,000,000	16%	25%	✓	127	0.62%
Commerce Bank	28,000,000	28,000,000	13%	25%	✓	97	0.56%
First State Bank & Trust	235,000	235,000	0%	25%	✓	0	0.005%
Liberty Bank	1,000,000	1,000,000	0%	25%	✓	2	0.01%
Security Bank of KC	39,235,000	39,235,000	18%	25%	✓	183	0.91%
UMB	235,000	235,000	0%	25%	✓	0	0.005%
Certificates of Deposit	104,175,000	104,175,000	47%		✓	438	2.34%
FFCB	8,951,940	9,151,200	4%	<i>50% of total portfolio</i>	✓	286	1.37%
FHLB	8,986,129	9,051,198	4%		✓	121	1.33%
FMCC	998,966	993,168	0.5%		✓	31	0.05%
Federal Agency Securities	18,937,035	19,195,566	9%		✓	438	2.75%
Grand Total	219,987,669	220,246,199	100%			245	2.16%

1. Market values provided by UMB Bank, Third-Party Safekeeping Custodial Agent.

2. Averages shown are weighted averages calculated based on original cost for the respective investment categories. Average maturity is shown as days.

3. Property Tax collections temporarily held by the County on behalf of other governmental entities is not a part of the Unified Government's cash and investment value for investment reporting purposes. The cash being held in trust is presented here for informational purposes.





Unified Government of Wyandotte County and Kansas City, Kansas
Investment Portfolio Compliance Report
4th Quarter 2019 - October 1, 2019 - December 31, 2019

Quarterly Transactions Detail - Aggregate Portfolio						
Settlement Date	CUSIP	Issuer	Coupon	Maturity Date	Par	Original Cost
Thru Q4	NA	UMB, Wyandotte Operating	1.865%	12/31/2019	27,757,634	27,757,634
Thru Q4	NA	UMB, Wyandotte Health Reserve	1.865%	12/31/2019	(138,000)	(138,000)
Cash Equivalents					27,619,634	27,619,634
Purchases						
6/10/2016	70144408	Capitol Federal Bank	1.210%	12/10/2019	(1,000,000)	(1,000,000)
6/10/2016	32840	Liberty Bank	1.500%	12/10/2019	(1,000,000)	(1,000,000)
5/25/2017	70155743	Capitol Federal Bank	1.610%	11/25/2019	(5,000,000)	(5,000,000)
5/25/2017	70155744	Capitol Federal Bank	1.640%	11/25/2019	(5,000,000)	(5,000,000)
5/11/2018	70167421	Capitol Federal Bank	2.900%	11/12/2019	(5,000,000)	(5,000,000)
7/26/2019	9065574853	Capitol Federal Bank	2.100%	10/26/2019	(5,000,000)	(5,000,000)
Calls/Maturities					(22,000,000)	(22,000,000)
Total					5,619,634	5,619,634