



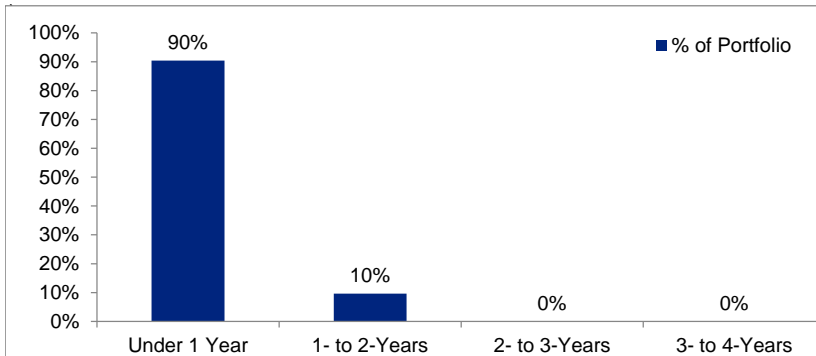
Unified Government of Wyandotte County and Kansas City, Kansas
Investment Portfolio Compliance Report
 December 31, 2020

Investment Summary - Aggregate Portfolio By Type of Investment

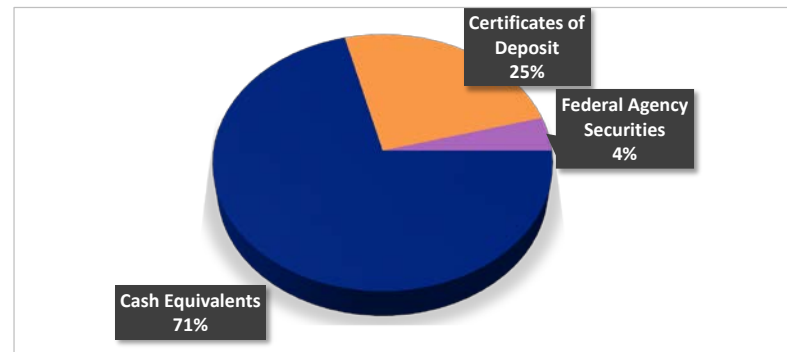
Security Type	Original Cost	Market Value ¹	Amortized Cost ²	% of Portfolio	% Permitted by Policy	In Compliance	Weighted Days to Maturity ³	Weighted Average Yield ³
Property Tax Held for Entities ⁴	\$70,412,502	\$70,412,502	\$70,412,502	na	see note 4	✓	4	0.25%
Cash Equivalents	\$169,831,498	\$169,831,498	\$169,831,498	71%	100%	✓	4	0.25%
Total Liquidity	\$169,831,498	\$169,831,498	\$169,831,498	71%			4	0.25%
Certificates of Deposit	\$59,000,000	\$59,000,000	\$59,000,000	25%	100%	✓	280	2.52%
Federal Agency Securities	\$9,950,906	\$10,164,393	\$9,980,721	4%	50%	✓	238	2.70%
Total Securities	\$68,950,906	\$69,164,393	\$68,980,721	29%			518	5.22%
Total Portfolio	\$238,782,404	\$238,995,891	\$238,812,219	100%			82	0.91%

- Market values provided by UMB Bank, Third-Party Safekeeping Custodial Agent. Recorded at time of settlement to reflect holding investments to maturity.
- Amortized cost is the original cost of the principal of the security adjusted for the amount of the periodic reduction of any discount or premium from the purchase date until the date of the report.
- Averages shown are weighted averages calculated based on original cost. Average maturity is shown as days.
- Property Tax collections temporarily held by the County on behalf of other governmental entities is not a part of the Unified Government's cash and investment value. The cash being held in trust is presented here for informational purposes.

Maturity Distribution



Sector Distribution





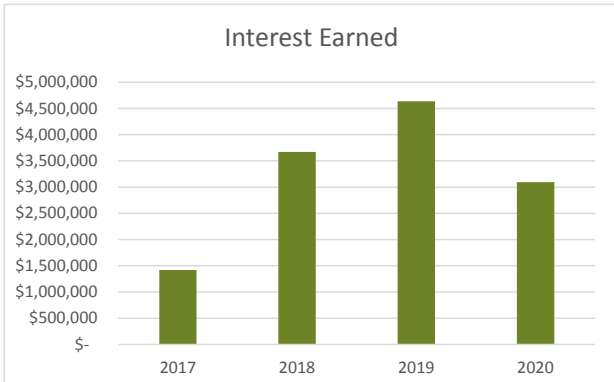
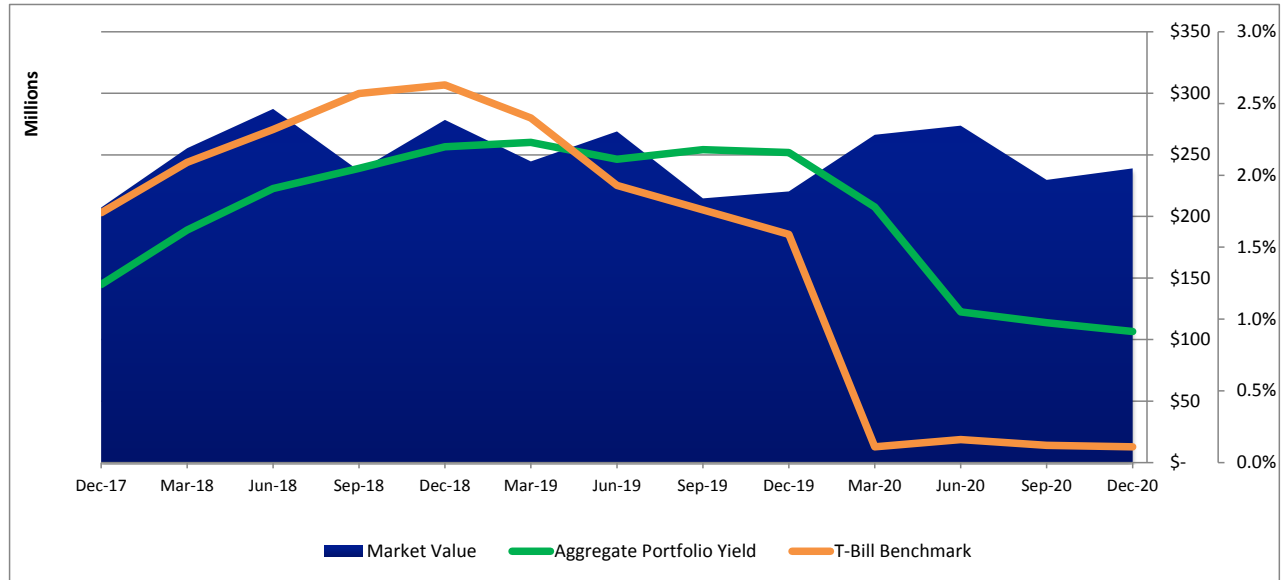
**Unified Government of Wyandotte County and Kansas City, Kansas
Investment Portfolio Compliance Report
December 31, 2020**

Compliance

	Yes	No
Liquidity	<input checked="" type="checkbox"/>	<input type="checkbox"/>
Permitted types of investments	<input checked="" type="checkbox"/>	<input type="checkbox"/>
Limits within investment categories	<input checked="" type="checkbox"/>	<input type="checkbox"/>
Limits within single agency/institution	<input checked="" type="checkbox"/>	<input type="checkbox"/>
Limits relating to maturity	<input checked="" type="checkbox"/>	<input type="checkbox"/>
The investment report herein shown along with ongoing income provides sufficient liquidity to meet estimated expenditures for next 6 months	<input checked="" type="checkbox"/>	<input type="checkbox"/>

Historic Portfolio Size

Aggregate Yield vs. US T-Bill Benchmark



Kathleen VonAchen

Kathleen VonAchen
Chief Financial Officer

December 31, 2020

Date



Unified Government of Wyandotte County and Kansas City, Kansas
Investment Portfolio Compliance Report
 December 31, 2020

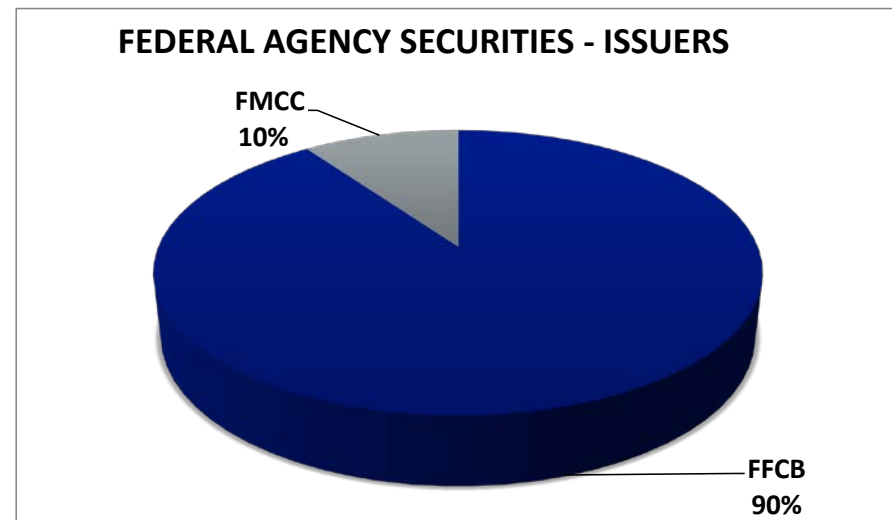
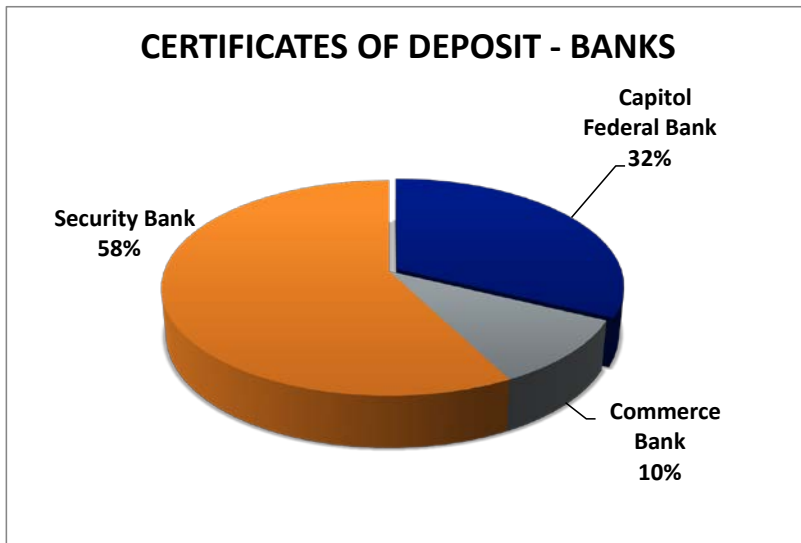
Issuer Detail - Aggregate Portfolio by Issuer

Issuer	Original Cost	Market Value ¹	% of Portfolio ³	% Permitted by Issuer	In Compliance ³	Weighted Average Maturity Days ²	Weighted Average Yield ²
Property Tax Held for Entities³	70,412,502	70,412,502	na	See note 3	✓	4	0.25%
UMB, Wyandotte Operating	168,619,498	168,619,498	71%	25%	✓	4	0.25%
UMB, Wyandotte Health	1,212,000	1,212,000	1%	25%	✓	0	0.00%
Cash Equivalents	169,831,498	169,831,498	71%		✓	4	0.25%
Capitol Federal Bank	19,000,000	19,000,000	8%	25%	✓	90	0.85%
Commerce Bank	6,000,000	6,000,000	3%	25%	✓	28	0.21%
Security Bank of KC	34,000,000	34,000,000	14%	25%	✓	128	1.42%
Certificates of Deposit	59,000,000	59,000,000	25%		✓	280	2.52%
FFCB	8,951,940	9,163,800	4%	<i>50% of total portfolio</i>	✓	215	2.60%
FMCC	998,966	1,000,593	0.4%		✓	23	0.10%
Federal Agency Securities	9,950,906	10,164,393	4%		✓	238	2.70%
Grand Total	238,782,404	238,995,891	100%			82	0.91%

1. Market values provided by UMB Bank, Third-Party Safekeeping Custodial Agent.

2. Averages shown are weighted averages calculated based on original cost for the respective investment categories. Average maturity is shown as days.

3. Property Tax collections temporarily held by the County on behalf of other governmental entities is not a part of the Unified Government's cash and investment value for investment reporting purposes. The cash being held in trust is presented here for informational purposes.





Unified Government of Wyandotte County and Kansas City, Kansas
Investment Portfolio Compliance Report
4th Quarter 2020 - September 30, 2020 - December 31, 2020

Quarterly Transactions Detail - Aggregate Portfolio

Settlement Date	CUSIP	Issuer	Coupon	Maturity Date	Par	Original Cost
Thru Q4	NA	UMB, Wyandotte Operating	0.250%	1/4/2021	16,269,037	16,269,037
Thru Q4	NA	UMB, Wyandotte Health Reserve	0.250%	1/4/2021	(1,919,000)	(1,919,000)
Cash Equivalents					14,350,037	14,350,037
Purchases						
5/25/2017	70155746	Capitol Federal Bank	1.840%	11/25/2020	(5,000,000)	(5,000,000)
Calls/Maturities					(5,000,000)	(5,000,000)
Total					9,350,037	9,350,037