



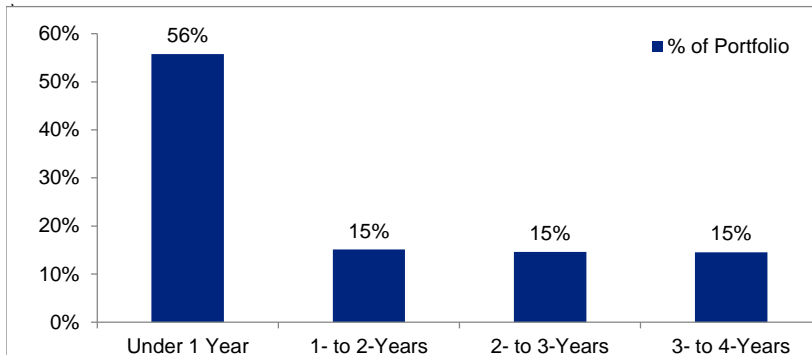
Unified Government of Wyandotte County and Kansas City, Kansas
Investment Portfolio Compliance Report
 September 30, 2022

Investment Summary - Aggregate Portfolio By Type of Investment

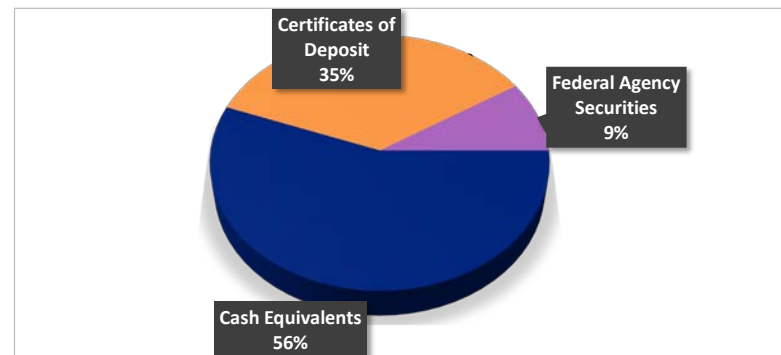
| Security Type | Original Cost | Market Value ¹ | Amortized Cost ² | % of Portfolio | % Permitted by Policy | In Compliance | Weighted Days to Maturity ³ | Weighted Average Yield ³ |
|---|----------------------|---------------------------|-----------------------------|----------------|-----------------------|---------------|--|-------------------------------------|
| Property Tax Held for Entities⁴ | \$0 | \$0 | \$0 | na | | ✓ | - | 2.56% |
| Cash Equivalents | \$110,670,000 | \$110,670,000 | \$110,670,000 | 53% | 100% | ✓ | - | 2.56% |
| Total Liquidity | \$110,670,000 | \$110,670,000 | \$110,670,000 | 53% | | | - | 2.56% |
| Certificates of Deposit | \$70,000,000 | \$70,000,000 | \$70,000,000 | 33% | 100% | ✓ | 801 | 1.48% |
| Federal Agency Securities | \$30,000,000 | \$17,869,000 | \$30,000,000 | 14% | 50% | ✓ | 1,247 | 2.82% |
| Total Securities | \$100,000,000 | \$87,869,000 | \$100,000,000 | 47% | | | 2,049 | 4.29% |
| Total Portfolio | \$210,670,000 | \$198,539,000 | \$210,670,000 | 100% | | | 444 | 2.24% |

1. Market values provided by UMB Bank, Third-Party Safekeeping Custodial Agent. Recorded at time of settlement to reflect holding investments to maturity.
2. Amortized cost is the original cost of the principal of the security adjusted for the amount of the periodic reduction of any discount or premium from the purchase date until the date of the report.
3. Averages shown are weighted averages calculated based on original cost. Average maturity is shown as days.
4. Property Tax collections temporarily held by the County on behalf of other governmental entities is not a part of the Unified Government's cash and investment value. The cash being held in trust is presented here for informational purposes.

Maturity Distribution



Sector Distribution





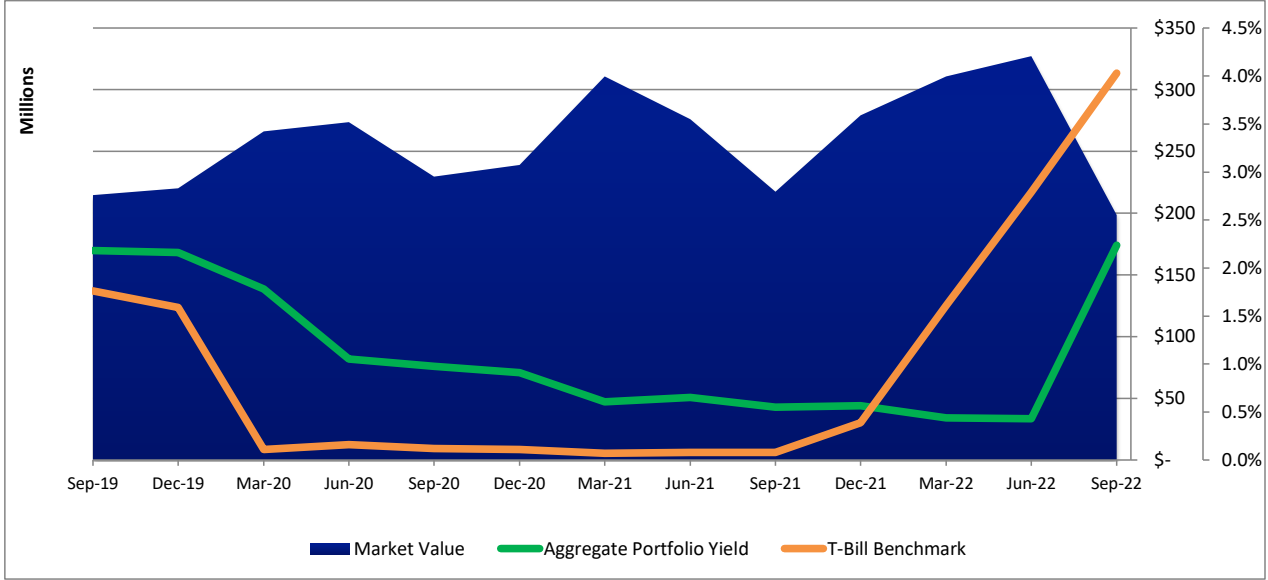
**Unified Government of Wyandotte County and Kansas City, Kansas
Investment Portfolio Compliance Report
September 30, 2022**

Compliance

| | Yes | No |
|---|-------------------------------------|-------------------------------------|
| Liquidity | <input checked="" type="checkbox"/> | <input type="checkbox"/> |
| Permitted types of investments | <input checked="" type="checkbox"/> | <input type="checkbox"/> |
| Limits within investment categories | <input checked="" type="checkbox"/> | <input type="checkbox"/> |
| Limits within single agency/institution | <input type="checkbox"/> | <input checked="" type="checkbox"/> |
| Limits relating to maturity | <input checked="" type="checkbox"/> | <input type="checkbox"/> |
| The investment report herein shown along with ongoing income provides sufficient liquidity to meet estimated expenditures for next 6 months | <input checked="" type="checkbox"/> | <input type="checkbox"/> |

Historic Portfolio Size

Aggregate Yield vs. US T-Bill Benchmark



Deborah Jonscher

**Deborah Jonscher
Acting Chief Financial Officer**

September 30, 2022

Date



Unified Government of Wyandotte County and Kansas City, Kansas
Investment Portfolio Compliance Report
 September 30, 2022

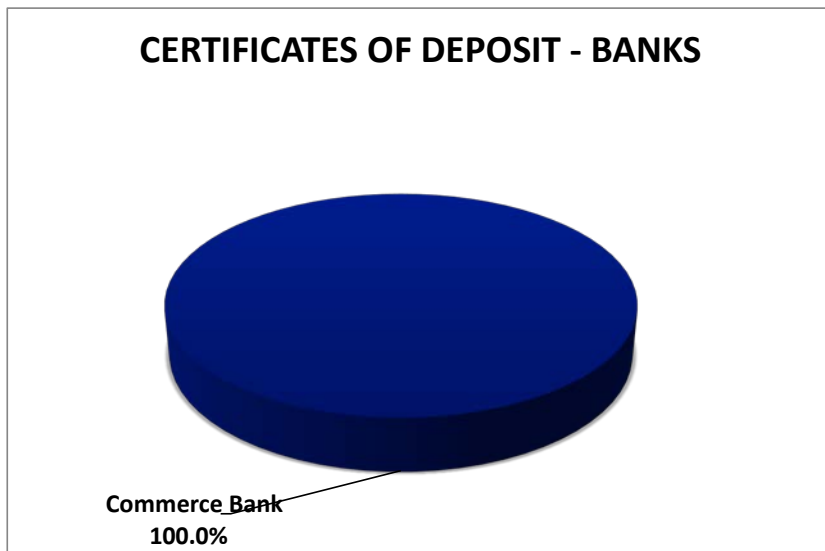
Issuer Detail - Aggregate Portfolio by Issuer

| Issuer | Original Cost | Market Value ¹ | % of Portfolio ³ | % Permitted by Issuer | In Compliance ³ | Weighted Average Maturity Days ² | Weighted Average Yield ² |
|---|--------------------|---------------------------|-----------------------------|-------------------------------|----------------------------|---|-------------------------------------|
| Property Tax Held for Entities³ | - | - | na | See note 3 | ✓ | 0 | 2.56% |
| UMB, Wyandotte Operating | 106,655,000 | 106,655,000 | 54% | 25% | ✓ | 0 | 2.47% |
| UMB, Wyandotte Health | 4,015,000 | 4,015,000 | 2% | 25% | ✓ | 0 | 0.09% |
| Cash Equivalents | 110,670,000 | 110,670,000 | 56% | | ✓ | 0 | 2.56% |
| Commerce Bank | 70,000,000 | 70,000,000 | 35% | 25% | ✓ | 801 | 1.48% |
| Certificates of Deposit | 70,000,000 | 70,000,000 | 35% | | ✓ | 801 | 1.48% |
| US Treasury | 30,000,000 | 17,869,000 | 9% | <i>50% of total portfolio</i> | ✓ | 0 | 0.00% |
| Federal Agency Securities | 30,000,000 | 17,869,000 | 9% | | ✓ | 1247 | 2.82% |
| Grand Total | 210,670,000 | 198,539,000 | 100% | | | 444 | 2.24% |

1. Market values provided by UMB Bank, Third-Party Safekeeping Custodial Agent.

2. Averages shown are weighted averages calculated based on original cost for the respective investment categories. Average maturity is shown as days.

3. Property Tax collections temporarily held by the County on behalf of other governmental entities is not a part of the Unified Government's cash and investment value for investment reporting purposes. The cash being held in trust is presented here for informational purposes.





Unified Government of Wyandotte County and Kansas City, Kansas
Investment Portfolio Compliance Report
3rd Quarter 2022 - July 1, 2022 - September 30, 2022

Quarterly Transactions Detail - Aggregate Portfolio

| Settlement Date | CUSIP | Issuer | Coupon | Maturity Date | Par | Original Cost |
|-------------------------|------------|-------------------------------|--------|---------------|----------------------|----------------------|
| Thru Q3 | NA | UMB, Wyandotte Operating | 2.562% | 9/30/2022 | (157,252,611) | (157,252,611) |
| Thru Q3 | NA | UMB, Wyandotte Health Reserve | 2.562% | 9/30/2022 | 420,000 | 420,000 |
| Cash Equivalents | | | | | (156,832,611) | (156,832,611) |
| 7/6/2022 | 343011851 | Commerce Bank | 2.870% | 6/28/2024 | 5,000,000 | 5,000,000 |
| 7/6/2022 | 343011852 | Commerce Bank | 2.870% | 6/28/2024 | 5,000,000 | 5,000,000 |
| 7/6/2022 | 343011853 | Commerce Bank | 2.870% | 6/28/2024 | 5,000,000 | 5,000,000 |
| 7/6/2022 | 343011854 | Commerce Bank | 2.820% | 6/20/2025 | 5,000,000 | 5,000,000 |
| 7/6/2022 | 912828ZW3 | US Treasury | 2.810% | 6/30/2025 | 10,000,000 | 10,000,000 |
| 7/6/2022 | 91282CCJ8 | US Treasury | 2.820% | 6/30/2026 | 20,000,000 | 20,000,000 |
| Purchases | | | | | 50,000,000 | 50,000,000 |
| 9/17/2018 | 115002409 | Security Bank of KC | 2.900% | 9/17/2022 | (9,000,000) | (9,000,000) |
| 8/11/2021 | 2142106137 | Argentine Federal Savings | 0.500% | 8/11/2022 | (235,000) | (235,000) |
| 8/11/2021 | 115003146 | Security Bank of KC | 0.150% | 8/11/2022 | (235,000) | (235,000) |
| 8/13/2021 | 1900400590 | Bank Midwest | 0.150% | 8/13/2022 | (235,000) | (235,000) |
| Calls/Maturities | | | | | (9,705,000) | (9,705,000) |
| Total | | | | | (116,537,611) | (116,537,611) |