



**Unified Government of Wyandotte County and Kansas City, Kansas**  
**Investment Portfolio Compliance Report**  
 June 30, 2016

**Investment Summary - Aggregate Portfolio**

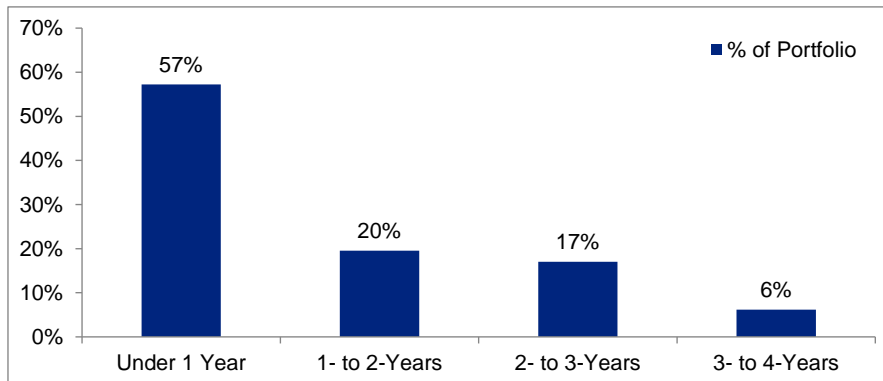
Security Type	Original Cost	Market Value <sup>1</sup>	Amortized Cost <sup>2</sup>	% of Portfolio	% Permitted by Policy	In Compliance	Average Maturity <sup>3</sup>	Average Yield <sup>3</sup>
Cash Equivalents	\$83,973,000	\$83,973,000	\$83,973,000	43.2%	100%	✓	Under 1-Year	0.35%
Temporary Notes	\$157,250	\$157,250	\$157,250	0.1%	10%	✓	Under 1-Year	0.91%
<b>Total Liquidity</b>	<b>\$84,130,250</b>	<b>\$84,130,250</b>	<b>\$84,130,250</b>	<b>43.3%</b>			<b>Under 1-Year</b>	<b>0.35%</b>
Certificates of Deposit	\$98,190,000	\$98,190,000	\$98,190,000	50.5%	100%	✓	1- to 2-Years	1.13%
Federal Agency Securities	\$12,115,076	\$12,129,349	\$12,051,136	6.2%	50%	✓	1- to 2-Years	0.84%
<b>Total Securities</b>	<b>\$110,305,076</b>	<b>\$110,319,349</b>	<b>\$110,241,136</b>	<b>56.7%</b>			<b>1- to 2-Years</b>	<b>1.10%</b>
<b>Total Portfolio</b>	<b>\$194,435,326</b>	<b>\$194,449,599</b>	<b>\$194,371,386</b>	<b>100%</b>			<b>1- to 2-Years</b>	<b>0.77%</b>

1. Market values provided by UMB Bank, Third-Party Safekeeping Custodial Agent.

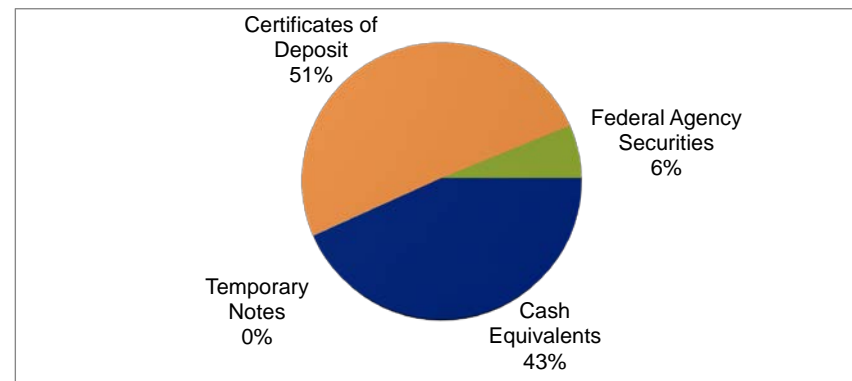
2. Amortized cost is the original cost of the principal of the security adjusted for the amount of the periodic reduction of any discount or premium from the purchase date until the date of the report.

3. Averages shown are weighted averages calculated based on original cost. Average maturity is shown as days.

**Maturity Distribution<sup>5</sup>**



**Sector Distribution**



4. The portfolio is compliant with its liquidity standard. To ensure sufficient liquidity at least 25% of the market value of the portfolio is invested in liquid securities or deposits with a remaining maturity of six months or less.



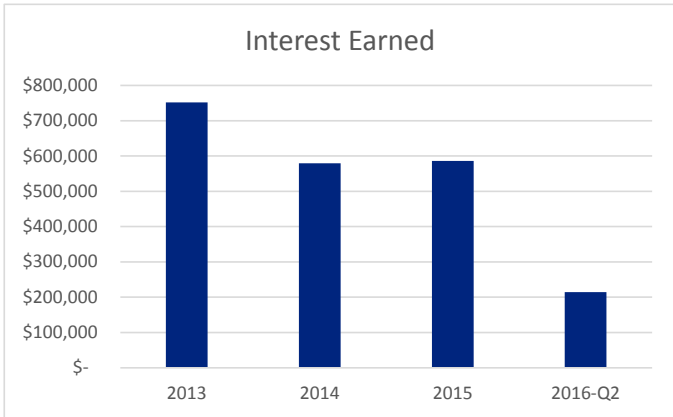
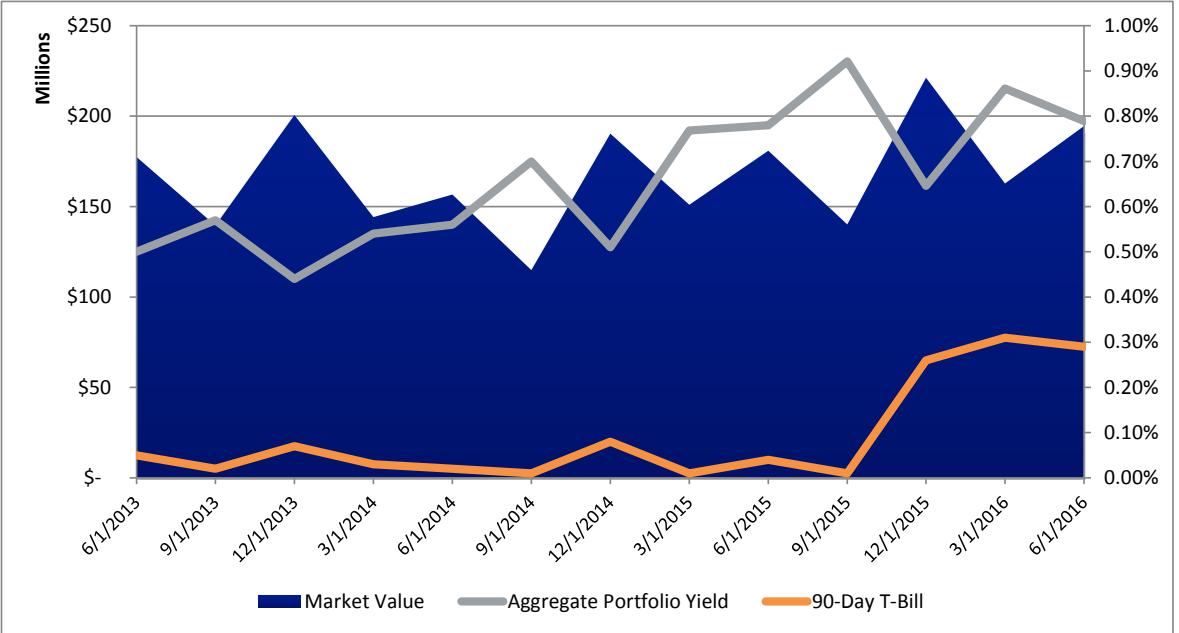
**Unified Government of Wyandotte County and Kansas City, Kansas  
Investment Portfolio Compliance Report  
June 30, 2016**

**Compliance**

	Yes	No
Liquidity	<input checked="" type="checkbox"/>	<input type="checkbox"/>
Permitted types of investments	<input checked="" type="checkbox"/>	<input type="checkbox"/>
Limits within investment categories	<input checked="" type="checkbox"/>	<input type="checkbox"/>
Limits within single agency/institution	<input checked="" type="checkbox"/>	<input type="checkbox"/>
Limits relating to maturity	<input checked="" type="checkbox"/>	<input type="checkbox"/>
The investment report herein shown along with ongoing income provides sufficient liquidity to meet estimated expenditures for next 12 months	<input checked="" type="checkbox"/>	<input type="checkbox"/>

**Historic Portfolio Size**

**Aggregate Yeild vs. 90-Day T-Bill Rate**



*Kathleen VonAchen*

**Kathleen VonAchen**  
Chief Financial Officer

June 30, 2016

Date



**Unified Government of Wyandotte County and Kansas City, Kansas**  
**Investment Portfolio Compliance Report**  
 June 30, 2016

**Issuer Detail - Aggregate Portfolio**

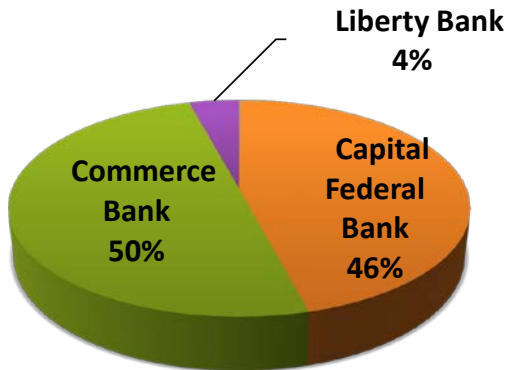
Issuer	Original Cost	Market Value <sup>1</sup>	% of Portfolio	% Permitted by Policy	In Compliance <sup>3</sup>	Weighted Maturity <sup>2</sup>	Weighted Yield <sup>2</sup>
UMB, Wyandotte Operating	83,381,000	83,381,000	43%	60%	✓	1	0.35%
UMB, Wyandotte Health	592,000	592,000	0.3%	60%	✓	1	0.35%
<b>Cash Equivalents</b>	<b>83,973,000</b>	<b>83,973,000</b>	<b>43%</b>	<b>100%</b>	✓	<b>1</b>	<b>0.35%</b>
<b>Temporary Notes</b>	<b>157,250</b>	<b>157,250</b>	<b>0.1%</b>	<b>50%</b>	✓	<b>1</b>	<b>0.91%</b>
Bank of Labor	95,000	95,000	0.05%	60%	✓	83	0.45%
Capital Federal Bank	45,000,000	45,000,000	23%	60%	✓	739	1.06%
Commerce Bank	49,000,000	49,000,000	25%	60%	✓	678	1.21%
Liberty Bank	4,095,000	4,095,000	2%	60%	✓	744	1.07%
<b>Certificates of Deposit</b>	<b>98,190,000</b>	<b>98,190,000</b>	<b>50%</b>	<b>100%</b>	✓	<b>671</b>	<b>1.13%</b>
FNMA	6,027,588	5,989,209	3%	0%	✓	163	0.86%
FFCB	1,000,858	1,005,890	1%	0%	✓	449	0.64%
FHLB	5,086,631	5,134,250	3%	0%	✓	806	0.77%
<b>Federal Agency Securities</b>	<b>12,115,076</b>	<b>12,129,349</b>	<b>6%</b>	<b>50%</b>	✓	<b>485</b>	<b>0.84%</b>
<b>Grand Total</b>	<b>194,435,326</b>	<b>194,449,599</b>	<b>100%</b>	<b>100%</b>	✓	<b>370</b>	<b>0.77%</b>

1. Market values provided by UMB Bank, Third-Party Safekeeping Custodial Agent.

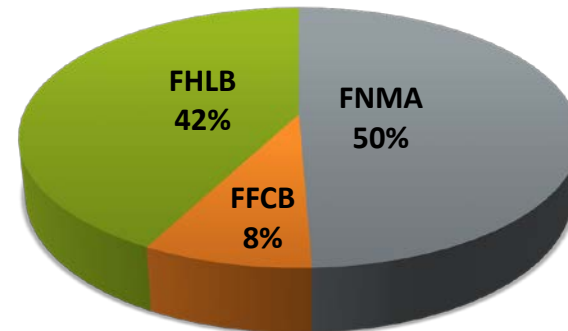
2. Averages shown are weighted averages calculated based on original cost. Average maturity is shown as days.

3. Per issuer limit.

**CERTIFICATES OF DEPOSIT - BANKS**



**FEDERAL AGENCY SECURITIES - ISSUERS**





**Unified Government of Wyandotte County and Kansas City, Kansas**  
**Investment Portfolio Compliance Report**  
**2nd Quarter 2016 - April 1, 2016 thru June 30, 2016**

**Quarterly Transactions Detail - Aggregate Portfolio**

Settlement Date	CUSIP	Issuer	Coupon	Maturity Date	Par	Original Cost
Thru Q2	NA	UMB, Wyandotte Operating	0.345%	6/30/2016	45,715,000	45,715,000
Thru Q2	NA	UMB, Wyandotte Health Reserve	0.345%	6/30/2016	(227,000)	(227,000)
<b>Cash Equivalents</b>					<b>45,488,000</b>	<b>45,488,000</b>
6/10/2016	70144407	Capitol Federal CD	1.110%	6/10/2019	1,000,000	1,000,000
6/10/2016	70144408	Capitol Federal CD	1.210%	12/10/2019	1,000,000	1,000,000
6/10/2016	32840	Liberty Bank CD	1.500%	12/10/2019	1,000,000	1,000,000
6/10/2016	32841	Liberty Bank CD	1.520%	6/10/2020	1,000,000	1,000,000
6/10/2016	70144409	Capitol Federal CD	1.310%	6/10/2020	1,000,000	1,000,000
<b>Purchases</b>					<b>5,000,000</b>	<b>5,000,000</b>
5/13/2014	70117201	Capitol Federal Bank CD	0.480%	5/23/2016	(10,000,000)	(10,000,000)
5/23/2014	60027746	Commerce Bank CD	0.451%	5/23/2016	(3,000,000)	(3,000,000)
5/6/2013	3137EADQ9	FHLMC	0.500%	5/13/2016	(850,000)	(854,326)
12/14/2012	3133EC6S8	FHCB	0.600%	12/12/2016	(5,000,000)	(5,000,166)
<b>Calls/Maturities</b>					<b>(18,850,000)</b>	<b>(18,854,492)</b>
<b>Total</b>					<b>31,638,000</b>	<b>31,633,508</b>