



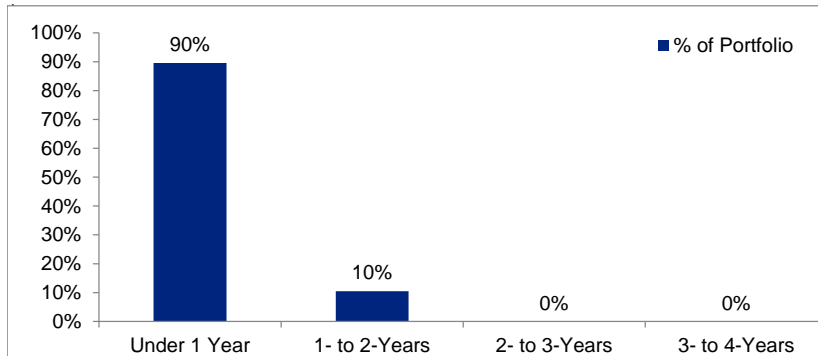
Unified Government of Wyandotte County and Kansas City, Kansas
Investment Portfolio Compliance Report
 September 30, 2020

Investment Summary - Aggregate Portfolio By Type of Investment

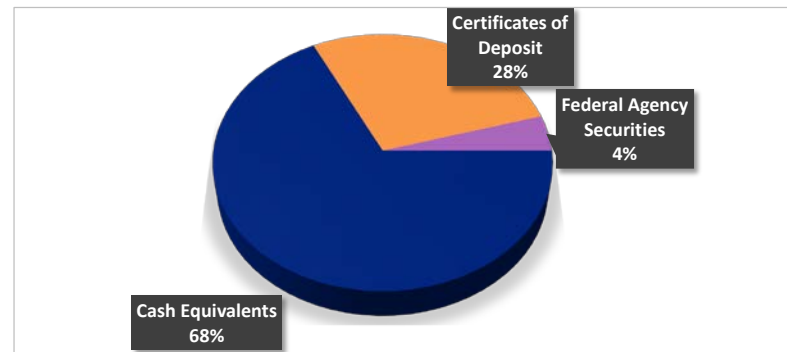
Security Type	Original Cost	Market Value ¹	Amortized Cost ²	% of Portfolio	% Permitted by Policy	In Compliance	Weighted Days to Maturity ³	Weighted Average Yield ³
Property Tax Held for Entities ⁴	(\$15,461)	(\$15,461)	(\$15,461)	na	see note 4	✓	1	0.25%
Cash Equivalents	\$155,481,461	\$155,481,461	\$155,481,461	68%	100%	✓	1	0.25%
Total Liquidity	\$155,481,461	\$155,481,461	\$155,481,461	68%			1	0.25%
Certificates of Deposit	\$64,000,000	\$64,000,000	\$64,000,000	28%	100%	✓	348	2.47%
Federal Agency Securities	\$9,950,906	\$10,258,668	\$9,977,173	4%	50%	✓	330	2.70%
Total Securities	\$73,950,906	\$74,258,668	\$73,977,173	32%			678	5.16%
Total Portfolio	\$229,432,367	\$229,740,129	\$229,458,634	100%			112	0.97%

- Market values provided by UMB Bank, Third-Party Safekeeping Custodial Agent. Recorded at time of settlement to reflect holding investments to maturity.
- Amortized cost is the original cost of the principal of the security adjusted for the amount of the periodic reduction of any discount or premium from the purchase date until the date of the report.
- Averages shown are weighted averages calculated based on original cost. Average maturity is shown as days.
- Property Tax collections temporarily held by the County on behalf of other governmental entities is not a part of the Unified Government's cash and investment value. The cash being held in trust is presented here for informational purposes.

Maturity Distribution



Sector Distribution





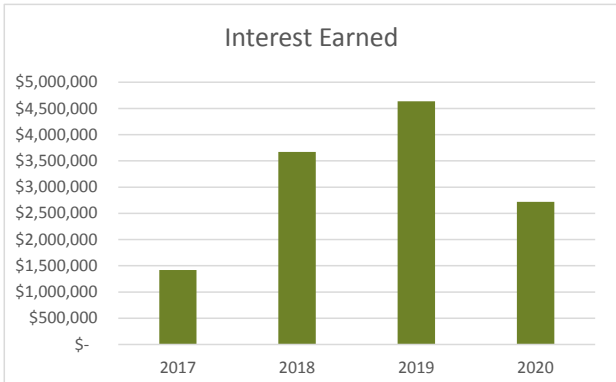
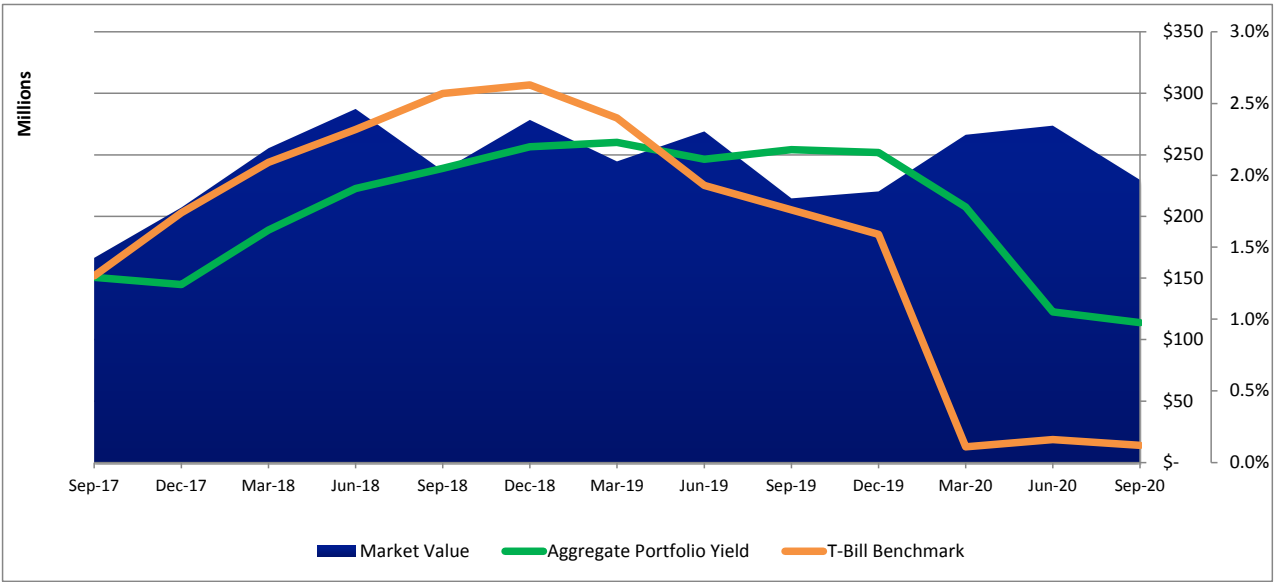
**Unified Government of Wyandotte County and Kansas City, Kansas
Investment Portfolio Compliance Report
September 30, 2020**

Compliance

	Yes	No
Liquidity	<input checked="" type="checkbox"/>	<input type="checkbox"/>
Permitted types of investments	<input checked="" type="checkbox"/>	<input type="checkbox"/>
Limits within investment categories	<input checked="" type="checkbox"/>	<input type="checkbox"/>
Limits within single agency/institution	<input checked="" type="checkbox"/>	<input type="checkbox"/>
Limits relating to maturity	<input checked="" type="checkbox"/>	<input type="checkbox"/>
The investment report herein shown along with ongoing income provides sufficient liquidity to meet estimated expenditures for next 6 months	<input checked="" type="checkbox"/>	<input type="checkbox"/>

Historic Portfolio Size

Aggregate Yield vs. US T-Bill Benchmark



Kathleen VonAchen

Kathleen VonAchen
 Chief Financial Officer

September 30, 2020

 Date



Unified Government of Wyandotte County and Kansas City, Kansas
Investment Portfolio Compliance Report
 September 30, 2020

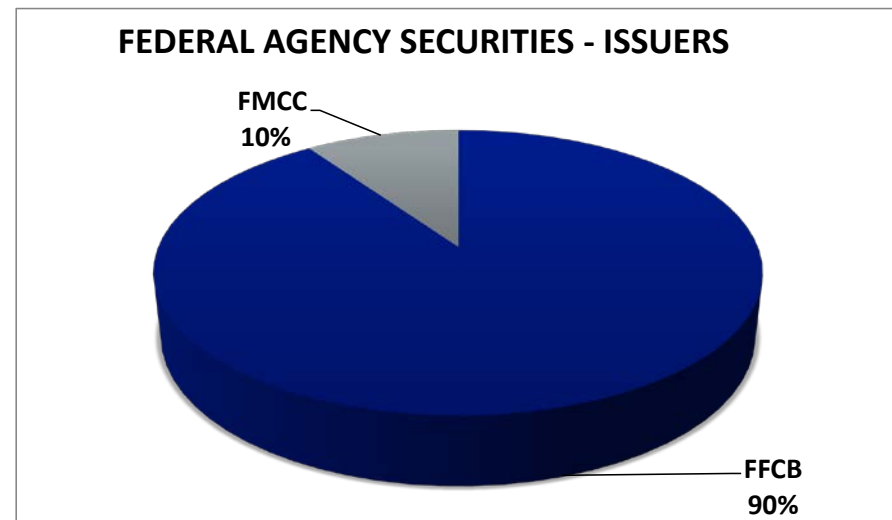
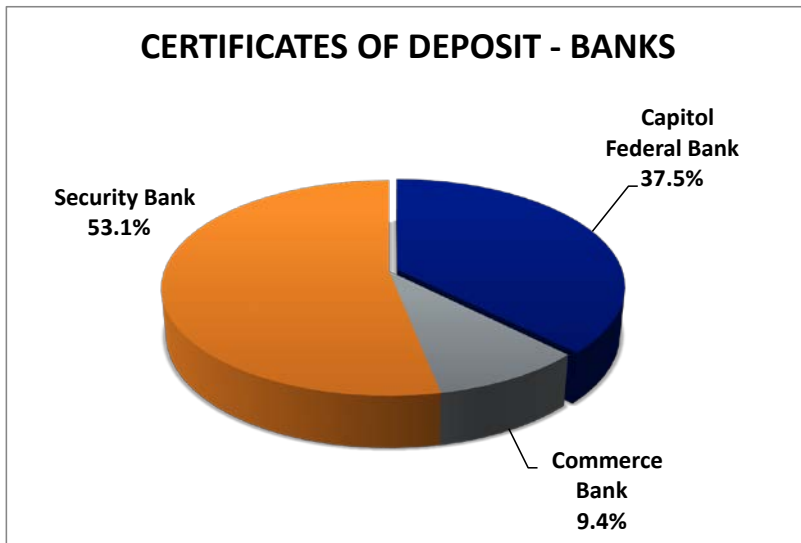
Issuer Detail - Aggregate Portfolio by Issuer

Issuer	Original Cost	Market Value ¹	% of Portfolio ³	% Permitted by Issuer	In Compliance ³	Weighted Average Maturity Days ²	Weighted Average Yield ²
Property Tax Held for Entities³	(15,461)	(15,461)	na	See note 3	✓	1	0.25%
UMB, Wyandotte Operating	152,350,461	152,350,461	66%	25%	✓	1	0.24%
UMB, Wyandotte Health	3,131,000	3,131,000	1%	25%	✓	0	0.01%
Cash Equivalents	155,481,461	155,481,461	68%		✓	1	0.25%
Capitol Federal Bank	24,000,000	24,000,000	10%	25%	✓	116	0.93%
Commerce Bank	6,000,000	6,000,000	3%	25%	✓	34	0.19%
Security Bank of KC	34,000,000	34,000,000	15%	25%	✓	167	1.31%
Certificates of Deposit	64,000,000	64,000,000	28%		✓	348	2.47%
FFCB	8,951,940	9,265,500	4%	<i>50% of total portfolio</i>	✓	298	2.60%
FMCC	998,966	993,168	0.4%		✓	32	0.10%
Federal Agency Securities	9,950,906	10,258,668	4%		✓	330	2.70%
Grand Total	229,432,367	229,740,129	100%			112	0.97%

1. Market values provided by UMB Bank, Third-Party Safekeeping Custodial Agent.

2. Averages shown are weighted averages calculated based on original cost for the respective investment categories. Average maturity is shown as days.

3. Property Tax collections temporarily held by the County on behalf of other governmental entities is not a part of the Unified Government's cash and investment value for investment reporting purposes. The cash being held in trust is presented here for informational purposes.





Unified Government of Wyandotte County and Kansas City, Kansas
Investment Portfolio Compliance Report
3rd Quarter 2020 - July 1, 2020 - September 30, 2020

Quarterly Transactions Detail - Aggregate Portfolio

Settlement Date	CUSIP	Issuer	Coupon	Maturity Date	Par	Original Cost
Thru Q3	NA	UMB, Wyandotte Operating	0.250%	10/1/2020	(17,613,546)	(17,613,546)
Thru Q3	NA	UMB, Wyandotte Health Reserve	0.250%	10/1/2020	(405,000)	(405,000)
Cash Equivalents					(18,018,546)	(18,018,546)
Purchases						
2/16/2018	1150009568	Security Bank of KC	2.200%	8/17/2020	(5,000,000)	(5,000,000)
8/18/2017	6600543	Commerce Bank	1.500%	8/17/2020	(2,000,000)	(2,000,000)
9/13/2016	70146623	Capitol Federal Bank	1.330%	9/11/2020	(1,000,000)	(1,000,000)
9/16/2016	70147530	Capitol Federal Bank	1.330%	9/16/2020	(1,000,000)	(1,000,000)
9/21/2016	70148178	Capitol Federal Bank	1.330%	9/21/2020	(1,000,000)	(1,000,000)
9/23/2016	70148246	Capitol Federal Bank	1.330%	9/23/2020	(1,000,000)	(1,000,000)
9/28/2016	70148363	Capitol Federal Bank	1.300%	9/28/2020	(1,000,000)	(1,000,000)
3/26/2018	66000543	Commerce Bank	2.380%	9/28/2020	(5,000,000)	(5,000,000)
9/17/2018	313370US5	FHLB	2.810%	9/11/2020	(8,975,000)	(8,986,129)
Calls/Maturities					(25,975,000)	(25,986,129)
Total					(43,993,546)	(44,004,675)